



Strathalbyn-Professional-2026-02-01

Race 5: Roadside Services and Solutions Rating 0 - 56 Handicap - 1600m

01 February 2026 - 3:25PM

Track Rating: Good 4, Weather: Fine, Rail Position: True



Section Field Times							Overall	L1400	L1200	L1000	L800	L600		
							1:40.10 (0:14.15)	1:25.95 (0:11.95)	1:14.00 (0:11.94)	1:02.06 (0:12.49)	0:49.56 (0:12.62)	0:36.95 (0:12.38)		
Position	#	Horse/Jockey	Barrier	Top Speed [km/h]	Fastest Section	First 400m							Distance Travelled From Winner [m]	
1	10	SOMEWHERE SOON	9	68.0	0:11.81	0:27.35	1:40.10	1:25.06 [13]	1:12.75 [13]	1:00.73 [13]	0:48.30 [13]	0:36.05 [12]		
		Jason Holder		1600-1400	200-0		(0:15.04)	(0:12.31)	(0:12.02)	(0:12.43)	(0:12.25)	(0:11.91)		
2	8	MORLAIX	13	62.1	0:11.96	0:27.14	1:40.16	1:25.42 [6]	1:13.02 [10]	1:01.00 [10]	0:48.57 [10]	0:36.39 [8]		+6
		Rochelle Milnes		1000-800	600-400		(0:14.74)	(0:12.40)	(0:12.02)	(0:12.43)	(0:12.18)	(0:11.96)		
3	16	NORMIE NO SHOW	7	61.9	0:12.01	0:26.83	1:40.36	1:25.84 [5]	1:13.53 [5]	1:01.52 [5]	0:49.17 [5]	0:36.88 [3]		-2
		Tala Hutchinson		1400-1200	1200-1000		(0:14.52)	(0:12.31)	(0:12.01)	(0:12.35)	(0:12.28)	(0:12.12)		
4	14	THE ICE CUTTER	3	61.7	0:11.82	0:27.19	1:40.44	1:25.53 [11]	1:13.25 [11]	1:01.11 [12]	0:48.76 [11]	0:36.32 [13]		-7
		Brooke King		400-200	200-0		(0:14.91)	(0:12.28)	(0:12.14)	(0:12.35)	(0:12.44)	(0:12.15)		
5	2	HEAD OF THE HERD	1	61.1	0:12.05	0:26.97	1:40.62	1:25.85 [7]	1:13.65 [7]	1:01.60 [7]	0:49.32 [6]	0:36.86 [7]		-12
		Kayla Crowther		1400-1200	1200-1000		(0:14.77)	(0:12.20)	(0:12.05)	(0:12.28)	(0:12.46)	(0:12.05)		
6	3	JACKSON RUN	8	61.8	0:12.06	0:27.09	1:40.66	1:25.87 [10]	1:13.57 [8]	1:01.51 [9]	0:49.11 [9]	0:36.80 [11]		-1
		Dylan Caboche		1400-1200	1200-1000		(0:14.79)	(0:12.30)	(0:12.06)	(0:12.40)	(0:12.31)	(0:12.16)		
7	7	TOFINO	2	61.7	0:11.97	0:26.49	1:40.73	1:26.27 [4]	1:14.24 [3]	1:02.27 [3]	0:49.80 [3]	0:37.22 [4]		-8
		Margaret Collett		1600-1400	1200-1000		(0:14.46)	(0:12.03)	(0:11.97)	(0:12.47)	(0:12.57)	(0:12.27)		
8	4	ALLEGEDLY	11	63.3	0:11.96	0:27.10	1:40.83	1:26.05 [9]	1:13.73 [9]	1:01.77 [8]	0:49.42 [8]	0:37.27 [5]		+1
		Jake Toeroek		1400-1200	1200-1000		(0:14.78)	(0:12.32)	(0:11.96)	(0:12.35)	(0:12.15)	(0:12.01)		
9	6	YES I BELIEVE	12	62.1	0:11.97	0:27.33	1:40.83	1:25.83 [12]	1:13.50 [12]	1:01.53 [11]	0:49.10 [12]	0:37.03 [9]		+1
		Will Price		1000-800	1200-1000		(0:15.00)	(0:12.33)	(0:11.97)	(0:12.43)	(0:12.07)	(0:12.01)		
10	12	ROLL START	4	61.5	0:12.06	0:26.90	1:41.06	1:26.29 [8]	1:14.16 [6]	1:02.10 [6]	0:49.67 [7]	0:37.24 [10]		-7
		Connor Murtagh		1400-1200	1200-1000		(0:14.77)	(0:12.13)	(0:12.06)	(0:12.43)	(0:12.43)	(0:12.24)		

Scratched: France's Boy (#1), Princess On Palm (#9), Dragonface (#11), Dylan's Lad (#13)

Report Created: Sun 01 February 2026 16:14:08 GMT+11 (Note: Timing is based on positional data)

Page 1/17

[] Position in running at each section and finish
-:-:- No data available at this section
NA No data available
Saddle cloth number
DNF Did not finish
DNT Did not track
Background shading for fastest section



Strathalbyn-Professional-2026-02-01

Race 5: Roadside Services and Solutions Rating 0 - 56 Handicap - 1600m

01 February 2026 - 3:25PM

Track Rating: Good 4, Weather: Fine, Rail Position: True



Section

Field Times

Overall	L1400	L1200	L1000	L800	L600
1:40.10	1:25.95	1:14.00	1:02.06	0:49.56	0:36.95
(0:14.15)	(0:11.95)	(0:11.94)	(0:12.49)	(0:12.62)	(0:12.38)

Position	#	Horse/Jockey	Barrier	Top Speed [km/h]	Fastest Section	First 400m								Distance Travelled From Winner [m]
11	5	UNPLANNED REVOLT	6	66.0	0:11.93	0:26.10	1:41.17	1:27.02 [1]	1:15.07 [1]	1:03.14 [1]	0:50.64 [1]	0:38.02 [1]		-11
		Sairyn Fawke		1600-1400	1200-1000		(0:14.15)	(0:11.95)	(0:11.93)	(0:12.50)	(0:12.62)	(0:12.39)		
12	15	PRANCING COUNTESS	5	63.3	0:12.07	0:26.53	1:41.24	1:26.87 [3]	1:14.71 [4]	1:02.64 [4]	0:50.19 [4]	0:37.63 [6]		-4
		Taylor Johnstone		1600-1400	1200-1000		(0:14.37)	(0:12.16)	(0:12.07)	(0:12.45)	(0:12.56)	(0:12.26)		
13	17	ONE SKY ABOVE US	10	64.0	0:11.85	0:26.21	1:41.46	1:27.10 [2]	1:15.25 [2]	1:03.26 [2]	0:50.83 [2]	0:38.20 [2]		-5
		Alyssa Webb		1600-1400	1400-1200		(0:14.36)	(0:11.85)	(0:11.99)	(0:12.43)	(0:12.63)	(0:12.27)		

Scratched: France's Boy (#1), Princess On Palm (#9), Dragonface (#11), Dylan's Lad (#13)



Strathalbyn-Professional-2026-02-01

Race 5: Roadside Services and Solutions Rating 0 - 56 Handicap - 1600m

01 February 2026 - 3:25PM

Track Rating: Good 4, Weather: Fine, Rail Position: True



Section Field Times

Section Field Times							L400 0:24.56 (0:12.40)	L200 0:12.17 (0:12.17)							
Position	#	Horse/Jockey	Barrier	Top Speed [km/h]	Fastest Section	First 400m	Margin								Distance Travelled From Winner [m]
1	10	SOMEWHERE SOON	9	68.0	0:11.81	0:27.35	0:24.14 [10]	0:11.81 [6]	1:40.10						
		Jason Holder		1600-1400	200-0		(0:12.33)	(0:11.81)							
2	8	MORLAIX	13	62.1	0:11.96	0:27.14	0:24.43 [5]	0:12.11 [2]	0.39L					+6	
		Rochelle Milnes		1000-800	600-400		(0:12.32)	(0:12.11)							
3	16	NORMIE NO SHOW	7	61.9	0:12.01	0:26.83	0:24.76 [4]	0:12.43 [1]	1.59L					-2	
		Tala Hutchinson		1400-1200	1200-1000		(0:12.33)	(0:12.43)							
4	14	THE ICE CUTTER	3	61.7	0:11.82	0:27.19	0:24.17 [13]	0:11.82 [13]	2.1L					-7	
		Brooke King		400-200	200-0		(0:12.35)	(0:11.82)							
5	2	HEAD OF THE HERD	1	61.1	0:12.05	0:26.97	0:24.81 [7]	0:12.17 [9]	3.23L					-12	
		Kayla Crowther		1400-1200	1200-1000		(0:12.64)	(0:12.17)							
6	3	JACKSON RUN	8	61.8	0:12.06	0:27.09	0:24.64 [11]	0:12.14 [10]	3.49L					-1	
		Dylan Caboche		1400-1200	1200-1000		(0:12.50)	(0:12.14)							
7	7	TOFINO	2	61.7	0:11.97	0:26.49	0:24.95 [6]	0:12.58 [4]	3.92L					-8	
		Margaret Collett		1600-1400	1200-1000		(0:12.37)	(0:12.57)							
8	4	ALLEGEDLY	11	63.3	0:11.96	0:27.10	0:25.26 [3]	0:12.69 [3]	4.53L					+1	
		Jake Toeroek		1400-1200	1200-1000		(0:12.56)	(0:12.69)							
9	6	YES I BELIEVE	12	62.1	0:11.97	0:27.33	0:25.02 [8]	0:12.42 [8]	4.56L					+1	
		Will Price		1000-800	1200-1000		(0:12.60)	(0:12.42)							
10	12	ROLL START	4	61.5	0:12.06	0:26.90	0:25.00 [12]	0:12.52 [11]	6.02L					-7	
		Connor Murtagh		1400-1200	1200-1000		(0:12.48)	(0:12.52)							



Strathalbyn-Professional-2026-02-01

Race 5: Roadside Services and Solutions Rating 0 - 56 Handicap - 1600m

01 February 2026 - 3:25PM

Track Rating: Good 4, Weather: Fine, Rail Position: True



Section Field Times

Section							L400	L200							
Field Times							0:24.56	0:12.17							
							(0:12.40)	(0:12.17)							
Position	#	Horse/Jockey	Barrier	Top Speed [km/h]	Fastest Section	First 400m	Margin								Distance Travelled From Winner [m]
11	5	UNPLANNED REVOLT	6	66.0	0:11.93	0:26.10	0:25.63 [2]	0:12.96 [5]	6.68L					-11	
		Sairyn Fawke		1600-1400	1200-1000		(0:12.67)	(0:12.96)							
12	15	PRANCING COUNTESS	5	63.3	0:12.07	0:26.53	0:25.37 [9]	0:12.70 [12]	7.13L					-4	
		Taylor Johnstone		1600-1400	1200-1000		(0:12.67)	(0:12.70)							
13	17	ONE SKY ABOVE US	10	64.0	0:11.85	0:26.21	0:25.93 [1]	0:13.12 [7]	8.52L					-5	
		Alyssa Webb		1600-1400	1400-1200		(0:12.81)	(0:13.12)							

Scratched: France's Boy (#1), Princess On Palm (#9), Dragonface (#11), Dylan's Lad (#13)

Horse/Jockey Name	SOMEWHERE SOON/Jason Holder
Finish Rank	1
Fastest Section Time (Section)	0:11.81 (L200)
Top Speed [km/h] (Section)	68.0 (Overall)
Race State	Finished



Strathalbyn-Professional-2026-02-01

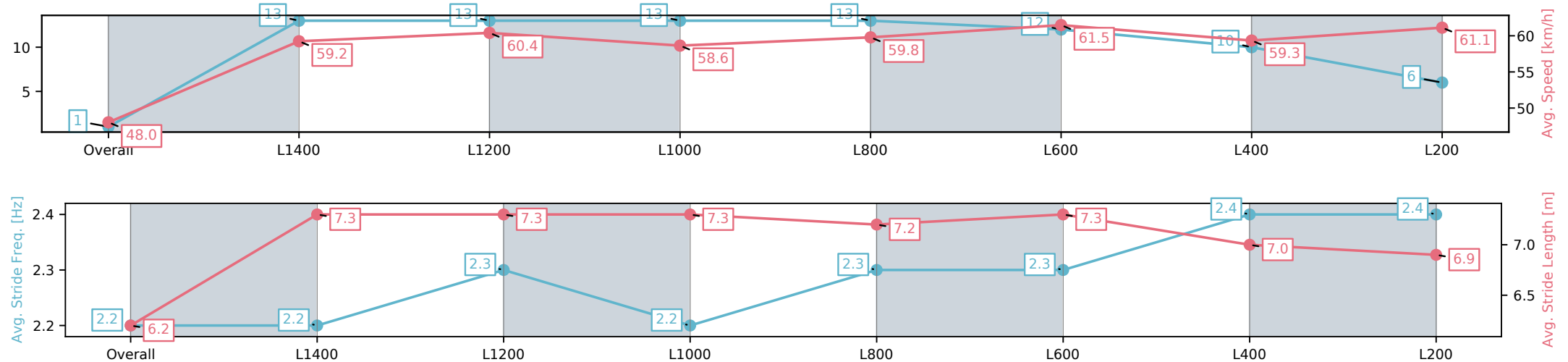
Race 5: Roadside Services and Solutions Rating 0 - 56
Handicap - 1600m

01 February 2026 - 3:25PM

Track Rating: Good 4, Weather: Fine, Rail Position: True



Section	Overall	L1400	L1200	L1000	L800	L600	L400	L200
Section Times	1:40.10[1] (0:15.04)	1:25.06[13] (0:12.31)	1:12.75[13] (0:12.02)	1:00.73[13] (0:12.43)	0:48.30[13] (0:12.25)	0:36.05[12] (0:11.91)	0:24.14[10] (0:12.33)	0:11.81[6] (0:11.81)
Average Speed [km/h]	48.0	59.2	60.4	58.6	59.8	61.5	59.3	61.1
Top Speed [km/h]	68.0	60.7	61.3	59.5	61.6	61.8	61.1	62.8
Avg. Dist. to Rail [m]	4.4	2.9	3.9	3.7	4.3	4.0	4.5	8.4
Avg. Stride Freq. [Hz]	2.2	2.2	2.3	2.2	2.3	2.3	2.4	2.4
Avg. Stride Length [m]	6.2	7.3	7.3	7.3	7.2	7.3	7.0	6.9



[] Ranking at each section and finish
-:-:- No data available at this section
NA No data available

Horse/Jockey Name	MORLAIX/Rochelle Milnes
Finish Rank	2
Fastest Section Time (Section)	0:11.96 (L600)
Top Speed [km/h] (Section)	62.1 (L1000)
Race State	Finished



Strathalbyn-Professional-2026-02-01

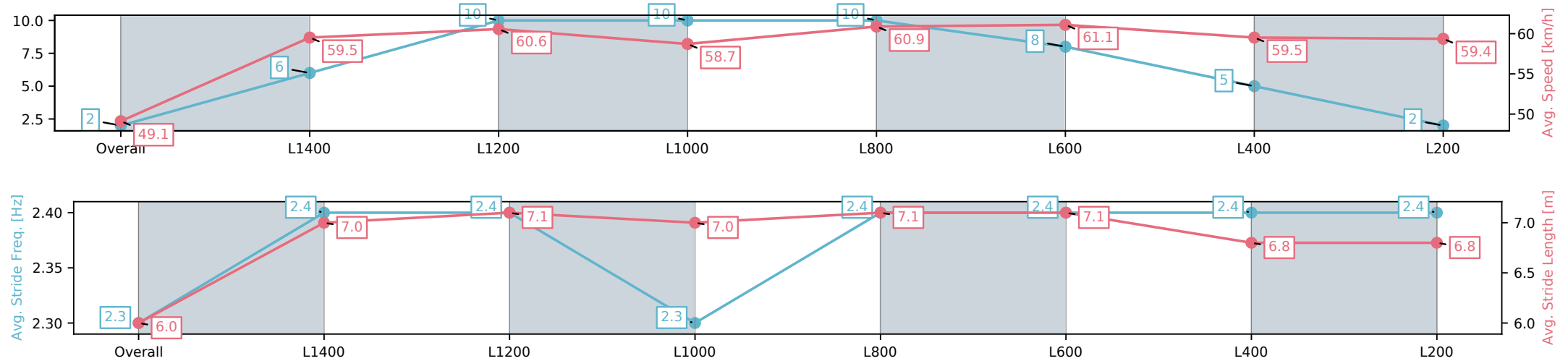
Race 5: Roadside Services and Solutions Rating 0 - 56
Handicap - 1600m

01 February 2026 - 3:25PM

Track Rating: Good 4, Weather: Fine, Rail Position: True



Section	Overall	L1400	L1200	L1000	L800	L600	L400	L200
Section Times	1:40.16[2] (0:14.74)	1:25.42[6] (0:12.40)	1:13.02[10] (0:12.02)	1:01.00[10] (0:12.43)	0:48.57[10] (0:12.18)	0:36.39[8] (0:11.96)	0:24.43[5] (0:12.32)	0:12.11[2] (0:12.11)
Average Speed [km/h]	49.1	59.5	60.6	58.7	60.9	61.1	59.5	59.4
Top Speed [km/h]	59.6	60.5	61.4	59.4	62.1	61.5	60.8	60.1
Avg. Dist. to Rail [m]	9.5	5.3	5.9	5.6	5.8	4.3	4.0	7.1
Avg. Stride Freq. [Hz]	2.3	2.4	2.4	2.3	2.4	2.4	2.4	2.4
Avg. Stride Length [m]	6.0	7.0	7.1	7.0	7.1	7.1	6.8	6.8



[] Ranking at each section and finish
-:-:- No data available at this section
NA No data available

Horse/Jockey Name	NORMIE NO SHOW/Tala Hutchinson
Finish Rank	3
Fastest Section Time (Section)	0:12.01 (L1200)
Top Speed [km/h] (Section)	61.9 (L1400)
Race State	Finished



Strathalbyn-Professional-2026-02-01

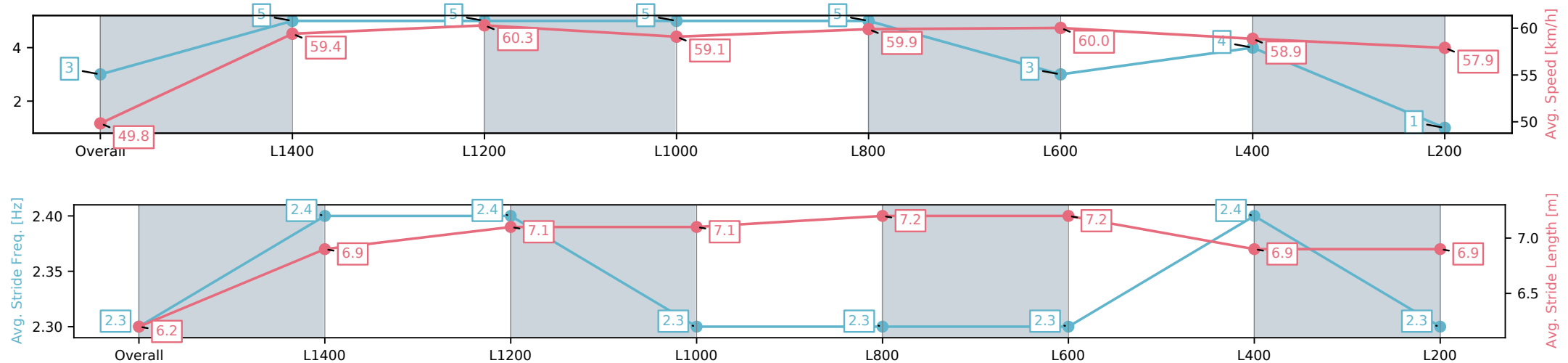
Race 5: Roadside Services and Solutions Rating 0 - 56
Handicap - 1600m

01 February 2026 - 3:25PM

Track Rating: Good 4, Weather: Fine, Rail Position: True



Section	Overall	L1400	L1200	L1000	L800	L600	L400	L200
Section Times	1:40.36[3] (0:14.52)	1:25.84[5] (0:12.31)	1:13.53[5] (0:12.01)	1:01.52[5] (0:12.35)	0:49.17[5] (0:12.28)	0:36.88[3] (0:12.12)	0:24.76[4] (0:12.33)	0:12.43[1] (0:12.43)
Average Speed [km/h]	49.8	59.4	60.3	59.1	59.9	60.0	58.9	57.9
Top Speed [km/h]	59.7	61.9	61.9	59.4	61.0	61.0	61.0	58.2
Avg. Dist. to Rail [m]	5.0	3.4	4.8	4.7	4.7	2.7	1.7	1.6
Avg. Stride Freq. [Hz]	2.3	2.4	2.4	2.3	2.3	2.3	2.4	2.3
Avg. Stride Length [m]	6.2	6.9	7.1	7.1	7.2	7.2	6.9	6.9



[] Ranking at each section and finish
-:-:- No data available at this section
NA No data available

Horse/Jockey Name	THE ICE CUTTER/Brooke King
Finish Rank	4
Fastest Section Time (Section)	0:11.82 (L200)
Top Speed [km/h] (Section)	61.7 (L400)
Race State	Finished



Strathalbyn-Professional-2026-02-01

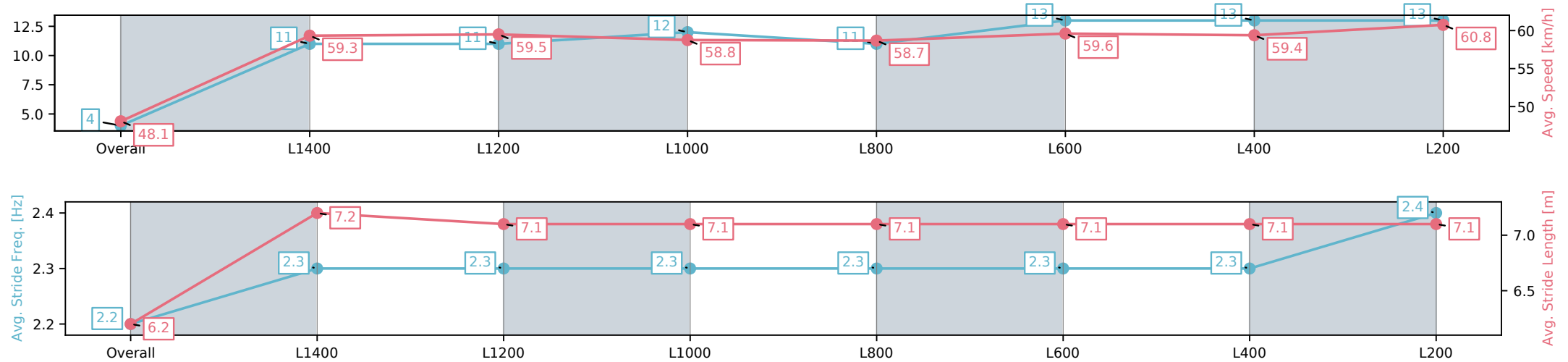
Race 5: Roadside Services and Solutions Rating 0 - 56
Handicap - 1600m

01 February 2026 - 3:25PM

Track Rating: Good 4, Weather: Fine, Rail Position: True



Section	Overall	L1400	L1200	L1000	L800	L600	L400	L200
Section Times	1:40.44[4] (0:14.91)	1:25.53[11] (0:12.28)	1:13.25[11] (0:12.14)	1:01.11[12] (0:12.35)	0:48.76[11] (0:12.44)	0:36.32[13] (0:12.15)	0:24.17[13] (0:12.35)	0:11.82[13] (0:11.82)
Average Speed [km/h]	48.1	59.3	59.5	58.8	58.7	59.6	59.4	60.8
Top Speed [km/h]	61.5	60.1	61.0	59.6	60.0	60.3	60.8	61.7
Avg. Dist. to Rail [m]	2.2	2.0	3.0	2.5	2.6	1.6	4.8	10.1
Avg. Stride Freq. [Hz]	2.2	2.3	2.3	2.3	2.3	2.3	2.3	2.4
Avg. Stride Length [m]	6.2	7.2	7.1	7.1	7.1	7.1	7.1	7.1



[] Ranking at each section and finish
-:-:- No data available at this section
NA No data available

Horse/Jockey Name	HEAD OF THE HERD/Kayla Crowther
Finish Rank	5
Fastest Section Time (Section)	0:12.05 (L1200)
Top Speed [km/h] (Section)	61.1 (L1400)
Race State	Finished



Strathalbyn-Professional-2026-02-01

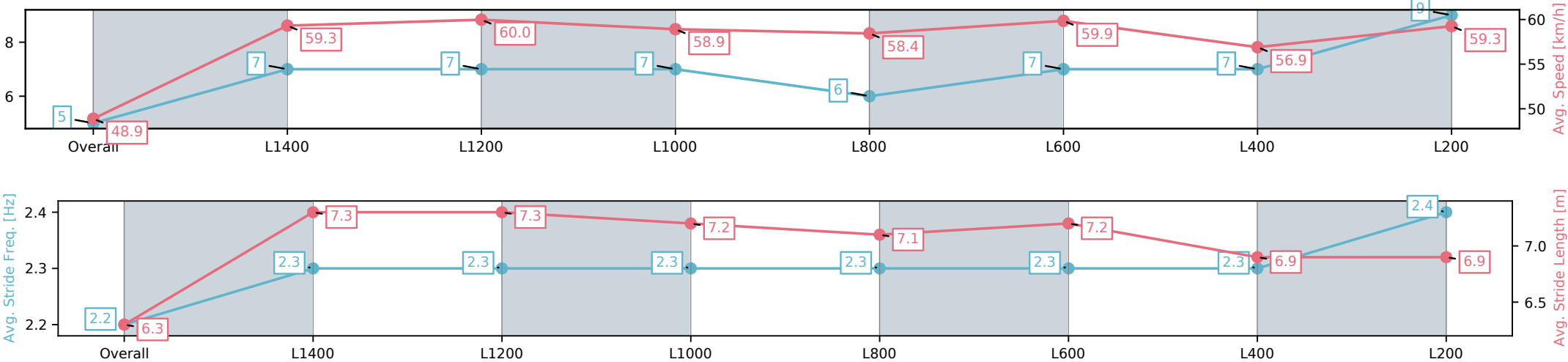
Race 5: Roadside Services and Solutions Rating 0 - 56
Handicap - 1600m

01 February 2026 - 3:25PM

Track Rating: Good 4, Weather: Fine, Rail Position: True



Section	Overall	L1400	L1200	L1000	L800	L600	L400	L200
Section Times	1:40.62[5] (0:14.77)	1:25.85[7] (0:12.20)	1:13.65[7] (0:12.05)	1:01.60[7] (0:12.28)	0:49.32[6] (0:12.46)	0:36.86[7] (0:12.05)	0:24.81[7] (0:12.64)	0:12.17[9] (0:12.17)
Average Speed [km/h]	48.9	59.3	60.0	58.9	58.4	59.9	56.9	59.3
Top Speed [km/h]	59.9	60.1	61.1	59.9	60.1	60.7	58.6	60.0
Avg. Dist. to Rail [m]	1.0	1.0	2.6	2.5	2.4	0.7	0.4	1.6
Avg. Stride Freq. [Hz]	2.2	2.3	2.3	2.3	2.3	2.3	2.3	2.4
Avg. Stride Length [m]	6.3	7.3	7.3	7.2	7.1	7.2	6.9	6.9



[] Ranking at each section and finish
-:-:- No data available at this section
NA No data available

Horse/Jockey Name	JACKSON RUN/Dylan Caboche
Finish Rank	6
Fastest Section Time (Section)	0:12.06 (L1200)
Top Speed [km/h] (Section)	61.8 (L1400)
Race State	Finished



Strathalbyn-Professional-2026-02-01

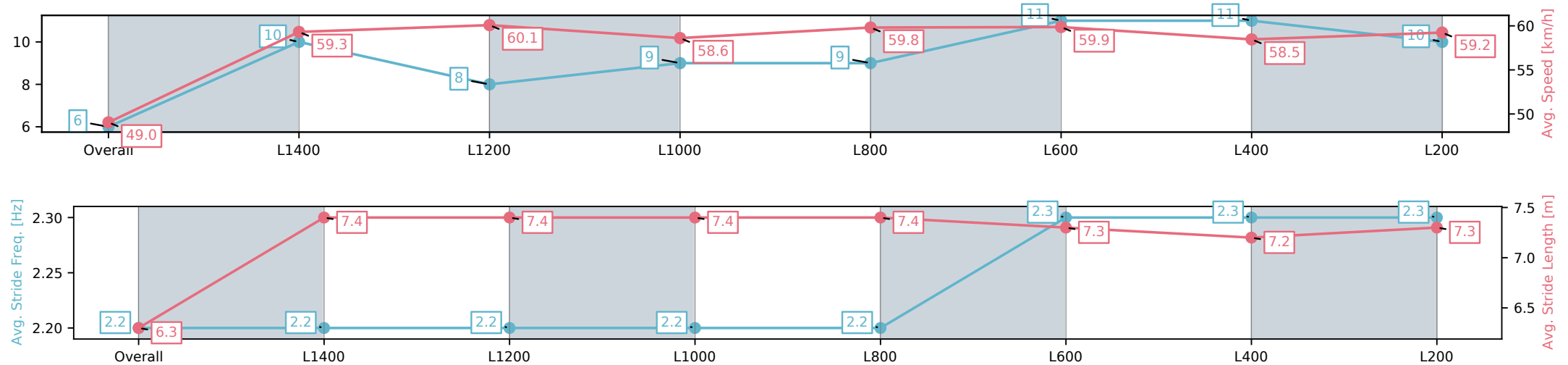
Race 5: Roadside Services and Solutions Rating 0 - 56
Handicap - 1600m

01 February 2026 - 3:25PM

Track Rating: Good 4, Weather: Fine, Rail Position: True



Section	Overall	L1400	L1200	L1000	L800	L600	L400	L200
Section Times	1:40.66[6] (0:14.79)	1:25.87[10] (0:12.30)	1:13.57[8] (0:12.06)	1:01.51[9] (0:12.40)	0:49.11[9] (0:12.31)	0:36.80[11] (0:12.16)	0:24.64[11] (0:12.50)	0:12.14[10] (0:12.14)
Average Speed [km/h]	49.0	59.3	60.1	58.6	59.8	59.9	58.5	59.2
Top Speed [km/h]	59.3	61.1	61.8	59.5	60.7	61.6	60.0	60.3
Avg. Dist. to Rail [m]	4.7	3.1	4.1	3.7	4.0	2.9	3.9	6.9
Avg. Stride Freq. [Hz]	2.2	2.2	2.2	2.2	2.2	2.3	2.3	2.3
Avg. Stride Length [m]	6.3	7.4	7.4	7.4	7.4	7.3	7.2	7.3



[] Ranking at each section and finish
-:-:- No data available at this section
NA No data available

Horse/Jockey Name	TOFINO/Margaret Collett
Finish Rank	7
Fastest Section Time (Section)	0:11.97 (L1200)
Top Speed [km/h] (Section)	61.7 (Overall)
Race State	Finished



Strathalbyn-Professional-2026-02-01

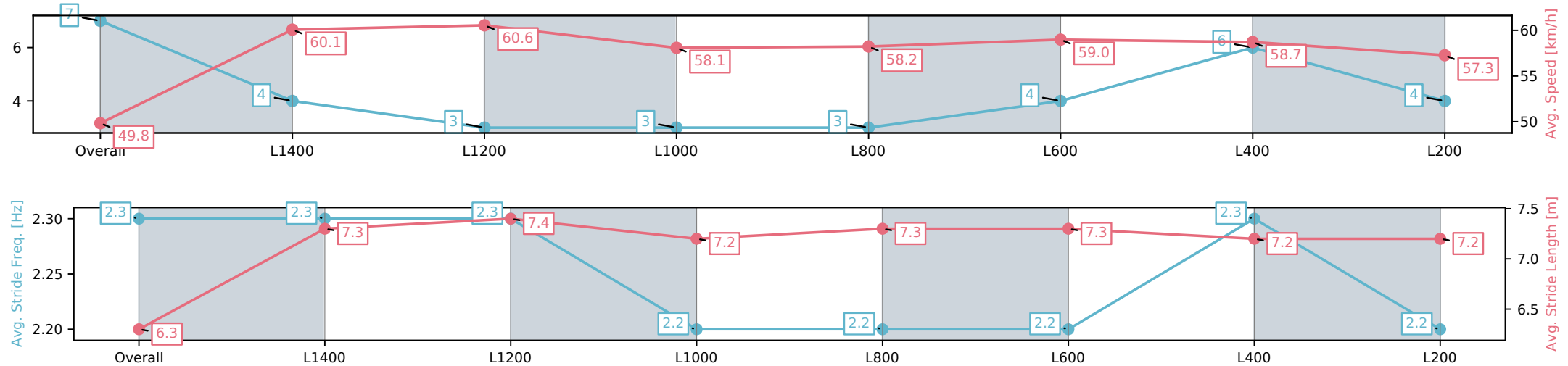
Race 5: Roadside Services and Solutions Rating 0 - 56
Handicap - 1600m

01 February 2026 - 3:25PM

Track Rating: Good 4, Weather: Fine, Rail Position: True



Section	Overall	L1400	L1200	L1000	L800	L600	L400	L200
Section Times	1:40.73[7] (0:14.46)	1:26.27[4] (0:12.03)	1:14.24[3] (0:11.97)	1:02.27[3] (0:12.47)	0:49.80[3] (0:12.57)	0:37.22[4] (0:12.27)	0:24.95[6] (0:12.37)	0:12.58[4] (0:12.57)
Average Speed [km/h]	49.8	60.1	60.6	58.1	58.2	59.0	58.7	57.3
Top Speed [km/h]	59.8	61.7	61.7	59.9	59.1	60.1	59.5	58.5
Avg. Dist. to Rail [m]	1.5	1.3	2.6	2.9	3.3	1.6	1.8	0.9
Avg. Stride Freq. [Hz]	2.3	2.3	2.3	2.2	2.2	2.2	2.3	2.2
Avg. Stride Length [m]	6.3	7.3	7.4	7.2	7.3	7.3	7.2	7.2



[] Ranking at each section and finish
-:-:- No data available at this section
NA No data available

Horse/Jockey Name	ALLEGEDLY/Jake Toeroek
Finish Rank	8
Fastest Section Time (Section)	0:11.96 (L1200)
Top Speed [km/h] (Section)	63.3 (L1400)
Race State	Finished



Strathalbyn-Professional-2026-02-01

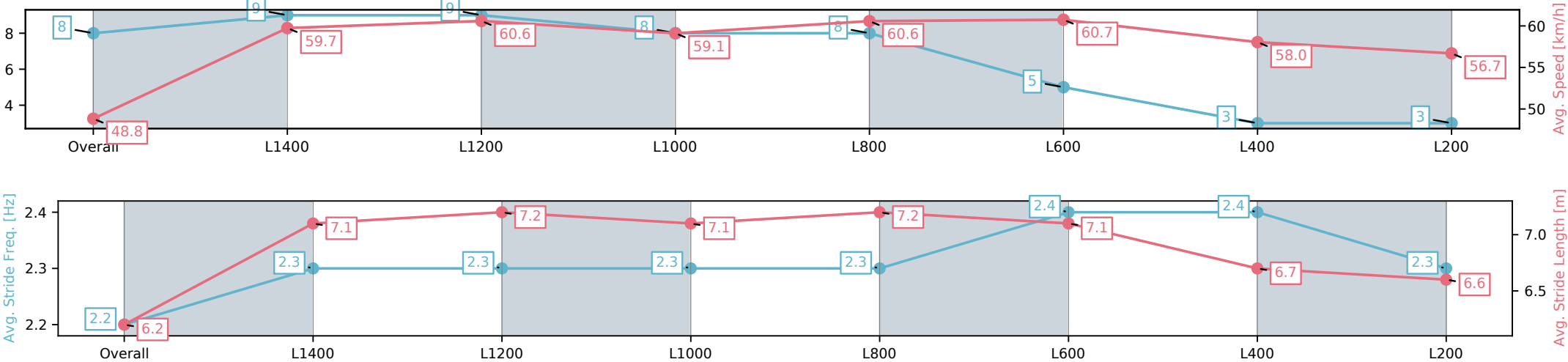
Race 5: Roadside Services and Solutions Rating 0 - 56
Handicap - 1600m

01 February 2026 - 3:25PM

Track Rating: Good 4, Weather: Fine, Rail Position: True



Section	Overall	L1400	L1200	L1000	L800	L600	L400	L200
Section Times	1:40.83[8] (0:14.78)	1:26.05[9] (0:12.32)	1:13.73[9] (0:11.96)	1:01.77[8] (0:12.35)	0:49.42[8] (0:12.15)	0:37.27[5] (0:12.01)	0:25.26[3] (0:12.56)	0:12.69[3] (0:12.69)
Average Speed [km/h]	48.8	59.7	60.6	59.1	60.6	60.7	58.0	56.7
Top Speed [km/h]	60.3	61.8	63.3	59.6	61.6	61.3	60.8	58.0
Avg. Dist. to Rail [m]	6.2	4.2	5.0	4.7	5.0	3.6	2.7	3.3
Avg. Stride Freq. [Hz]	2.2	2.3	2.3	2.3	2.3	2.4	2.4	2.3
Avg. Stride Length [m]	6.2	7.1	7.2	7.1	7.2	7.1	6.7	6.6



[] Ranking at each section and finish
-:-:- No data available at this section
NA No data available

Horse/Jockey Name	YES I BELIEVE/Will Price
Finish Rank	9
Fastest Section Time (Section)	0:11.97 (L1200)
Top Speed [km/h] (Section)	62.1 (L1000)
Race State	Finished



Strathalbyn-Professional-2026-02-01

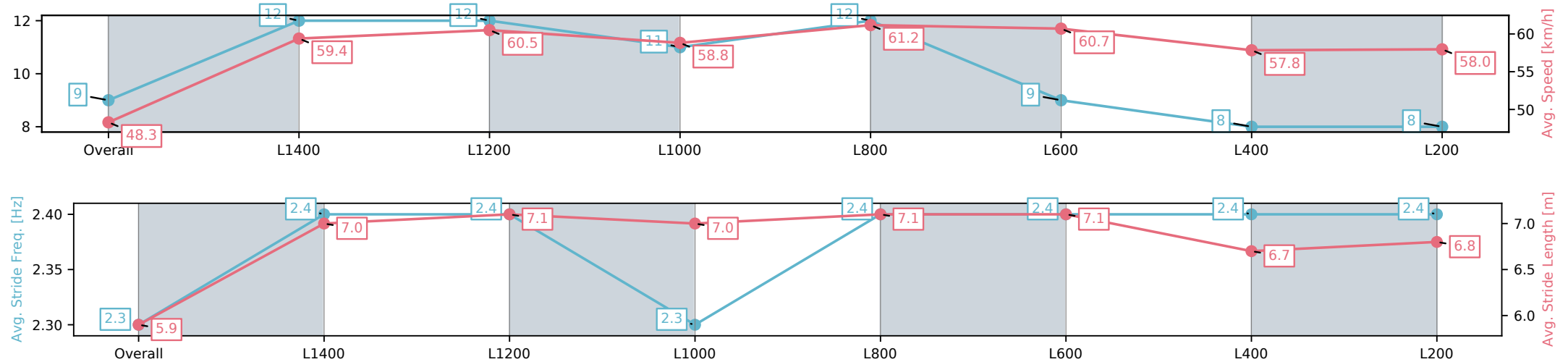
Race 5: Roadside Services and Solutions Rating 0 - 56
Handicap - 1600m

01 February 2026 - 3:25PM

Track Rating: Good 4, Weather: Fine, Rail Position: True



Section	Overall	L1400	L1200	L1000	L800	L600	L400	L200
Section Times	1:40.83[9] (0:15.00)	1:25.83[12] (0:12.33)	1:13.50[12] (0:11.97)	1:01.53[11] (0:12.43)	0:49.10[12] (0:12.07)	0:37.03[9] (0:12.01)	0:25.02[8] (0:12.60)	0:12.42[8] (0:12.42)
Average Speed [km/h]	48.3	59.4	60.5	58.8	61.2	60.7	57.8	58.0
Top Speed [km/h]	59.0	61.3	62.1	59.4	62.1	61.6	60.6	58.7
Avg. Dist. to Rail [m]	7.6	3.9	4.9	4.7	4.9	3.4	3.2	4.8
Avg. Stride Freq. [Hz]	2.3	2.4	2.4	2.3	2.4	2.4	2.4	2.4
Avg. Stride Length [m]	5.9	7.0	7.1	7.0	7.1	7.1	6.7	6.8



[] Ranking at each section and finish
-:-:- No data available at this section
NA No data available

Horse/Jockey Name	ROLL START/Connor Murtagh
Finish Rank	10
Fastest Section Time (Section)	0:12.06 (L1200)
Top Speed [km/h] (Section)	61.5 (L1400)
Race State	Finished



Strathalbyn-Professional-2026-02-01

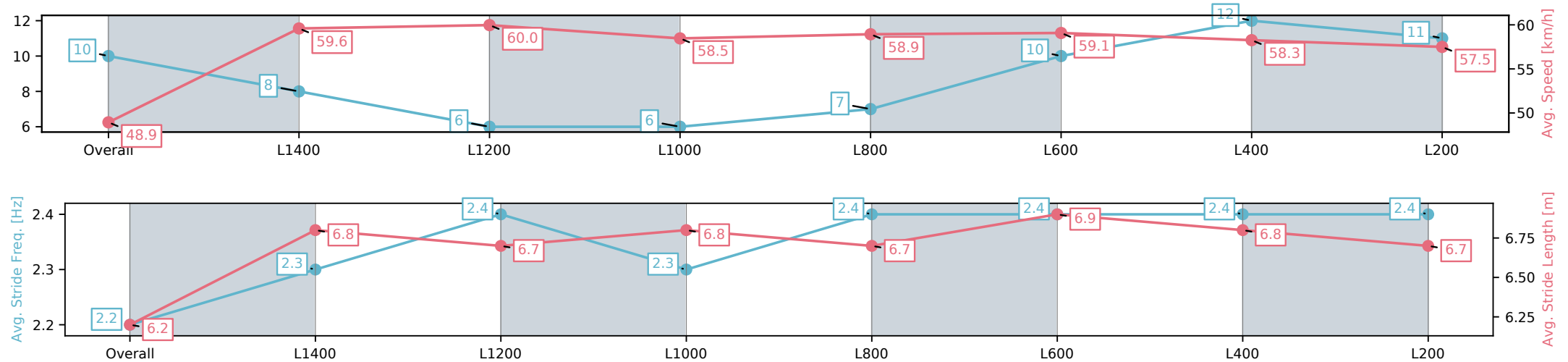
Race 5: Roadside Services and Solutions Rating 0 - 56
Handicap - 1600m

01 February 2026 - 3:25PM

Track Rating: Good 4, Weather: Fine, Rail Position: True



Section	Overall	L1400	L1200	L1000	L800	L600	L400	L200
Section Times	1:41.06[10] (0:14.77)	1:26.29[8] (0:12.13)	1:14.16[6] (0:12.06)	1:02.10[6] (0:12.43)	0:49.67[7] (0:12.43)	0:37.24[10] (0:12.24)	0:25.00[12] (0:12.48)	0:12.52[11] (0:12.52)
Average Speed [km/h]	48.9	59.6	60.0	58.5	58.9	59.1	58.3	57.5
Top Speed [km/h]	58.9	61.3	61.5	60.3	60.1	60.4	59.1	59.5
Avg. Dist. to Rail [m]	2.4	1.0	3.0	3.5	3.4	1.6	2.0	3.6
Avg. Stride Freq. [Hz]	2.2	2.3	2.4	2.3	2.4	2.4	2.4	2.4
Avg. Stride Length [m]	6.2	6.8	6.7	6.8	6.7	6.9	6.8	6.7



[] Ranking at each section and finish
-:-:- No data available at this section
NA No data available

Horse/Jockey Name	UNPLANNED REVOLT/Sairyn Fawke
Finish Rank	11
Fastest Section Time (Section)	0:11.93 (L1200)
Top Speed [km/h] (Section)	66.0 (Overall)
Race State	Finished



Strathalbyn-Professional-2026-02-01

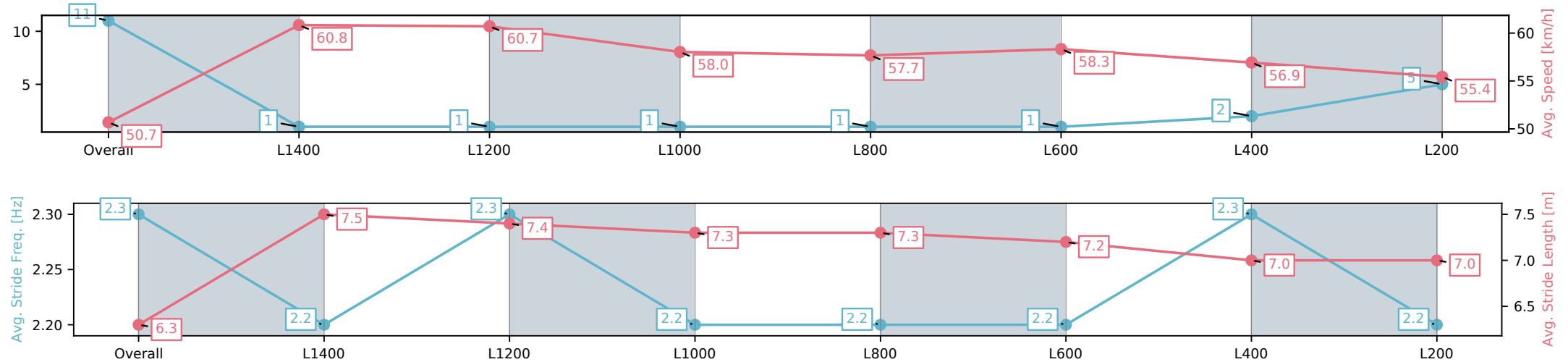
Race 5: Roadside Services and Solutions Rating 0 - 56
Handicap - 1600m

01 February 2026 - 3:25PM

Track Rating: Good 4, Weather: Fine, Rail Position: True



Section	Overall	L1400	L1200	L1000	L800	L600	L400	L200
Section Times	1:41.17[11] (0:14.15)	1:27.02[1] (0:11.95)	1:15.07[1] (0:11.93)	1:03.14[1] (0:12.50)	0:50.64[1] (0:12.62)	0:38.02[1] (0:12.39)	0:25.63[2] (0:12.67)	0:12.96[5] (0:12.96)
Average Speed [km/h]	50.7	60.8	60.7	58.0	57.7	58.3	56.9	55.4
Top Speed [km/h]	66.0	64.2	61.8	60.2	58.2	58.8	58.9	56.3
Avg. Dist. to Rail [m]	3.4	1.6	2.9	2.7	2.4	0.9	0.2	0.4
Avg. Stride Freq. [Hz]	2.3	2.2	2.3	2.2	2.2	2.2	2.3	2.2
Avg. Stride Length [m]	6.3	7.5	7.4	7.3	7.3	7.2	7.0	7.0



[] Ranking at each section and finish
-:-:- No data available at this section
NA No data available

Horse/Jockey Name	PRANCING COUNTESS/Taylor Johnstone
Finish Rank	12
Fastest Section Time (Section)	0:12.07 (L1200)
Top Speed [km/h] (Section)	63.3 (Overall)
Race State	Finished



Strathalbyn-Professional-2026-02-01

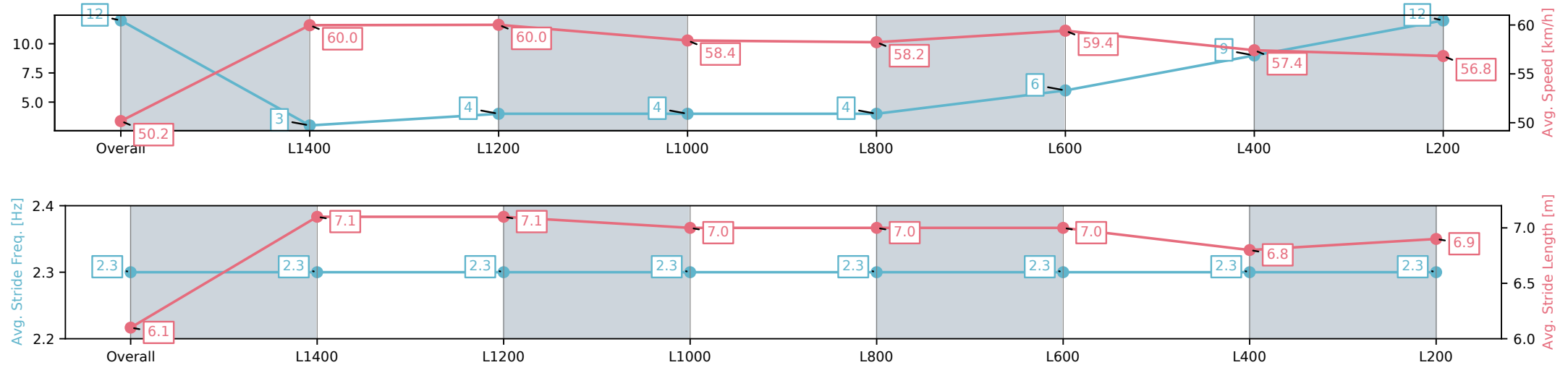
Race 5: Roadside Services and Solutions Rating 0 - 56
Handicap - 1600m

01 February 2026 - 3:25PM

Track Rating: Good 4, Weather: Fine, Rail Position: True



Section	Overall	L1400	L1200	L1000	L800	L600	L400	L200
Section Times	1:41.24[12] (0:14.37)	1:26.87[3] (0:12.16)	1:14.71[4] (0:12.07)	1:02.64[4] (0:12.45)	0:50.19[4] (0:12.56)	0:37.63[6] (0:12.26)	0:25.37[9] (0:12.67)	0:12.70[12] (0:12.70)
Average Speed [km/h]	50.2	60.0	60.0	58.4	58.2	59.4	57.4	56.8
Top Speed [km/h]	63.3	61.3	61.2	59.7	59.1	60.4	59.7	59.2
Avg. Dist. to Rail [m]	2.9	2.5	3.9	3.9	3.9	2.7	2.9	4.4
Avg. Stride Freq. [Hz]	2.3	2.3	2.3	2.3	2.3	2.3	2.3	2.3
Avg. Stride Length [m]	6.1	7.1	7.1	7.0	7.0	7.0	6.8	6.9



[] Ranking at each section and finish
-:-:- No data available at this section
NA No data available

Horse/Jockey Name	ONE SKY ABOVE US/Alyssa Webb
Finish Rank	13
Fastest Section Time (Section)	0:11.85 (L1400)
Top Speed [km/h] (Section)	64.0 (Overall)
Race State	Finished



Strathalbyn-Professional-2026-02-01

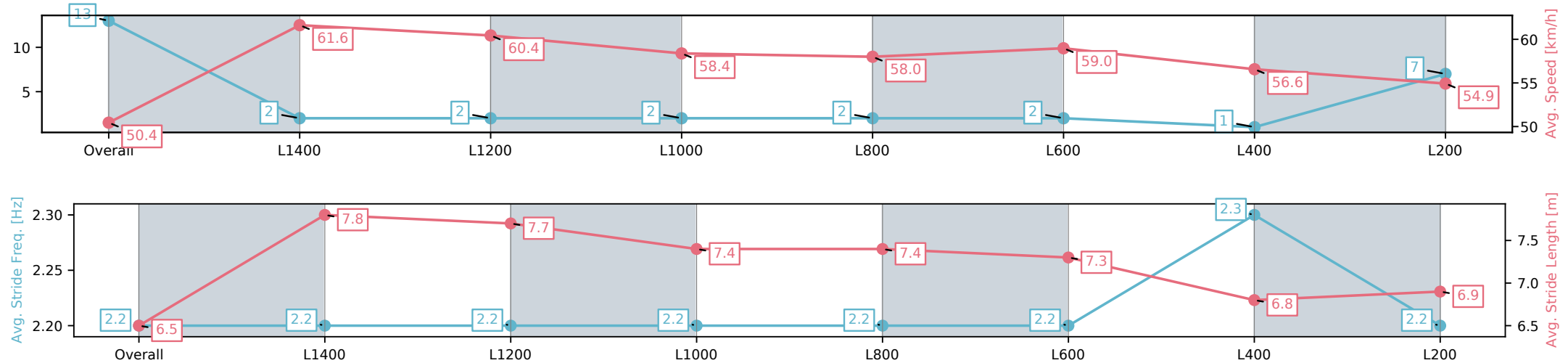
Race 5: Roadside Services and Solutions Rating 0 - 56
Handicap - 1600m

01 February 2026 - 3:25PM

Track Rating: Good 4, Weather: Fine, Rail Position: True



Section	Overall	L1400	L1200	L1000	L800	L600	L400	L200
Section Times	1:41.46[13] (0:14.36)	1:27.10[2] (0:11.85)	1:15.25[2] (0:11.99)	1:03.26[2] (0:12.43)	0:50.83[2] (0:12.63)	0:38.20[2] (0:12.27)	0:25.93[1] (0:12.81)	0:13.12[7] (0:13.12)
Average Speed [km/h]	50.4	61.6	60.4	58.4	58.0	59.0	56.6	54.9
Top Speed [km/h]	64.0	62.4	61.8	59.7	58.6	59.8	59.1	55.6
Avg. Dist. to Rail [m]	6.3	3.0	4.0	3.8	3.5	1.8	0.9	1.6
Avg. Stride Freq. [Hz]	2.2	2.2	2.2	2.2	2.2	2.2	2.3	2.2
Avg. Stride Length [m]	6.5	7.8	7.7	7.4	7.4	7.3	6.8	6.9



[] Ranking at each section and finish
-:-:- No data available at this section
NA No data available