



RACINGSA

Strathalbyn-Professional-2026-01-14

Race 7: Distinctive Blinds & Curtains Colts, Geldings & Entires Rating 0 - 56 Handicap - 1200m

14 January 2026 - 5:11PM

Track Rating: Good 4, Weather: Fine, Rail Position: True



Section Field Times							Overall	L1000	L800	L600	L400	L200		
							1:13.52 (0:14.28)	0:59.23 (0:11.06)	0:48.17 (0:11.62)	0:36.55 (0:11.82)	0:24.73 (0:12.41)	0:12.32 (0:12.32)		
Position	#	Horse/Jockey	Barrier	Top Speed [km/h]	Fastest Section	First 400m							Margin	Distance Travelled From Winner [m]
1	1	GRINZINGER ACE	4	66.1	0:11.18	0:25.87	1:13.52	0:58.83 [7]	0:47.65 [6]	0:36.07 [5]	0:24.28 [5]	0:12.16 [2]	1:13.52	
		Dylan Caboche		1200-1000	1000-800		(0:14.69)	(0:11.18)	(0:11.57)	(0:11.79)	(0:12.12)	(0:12.16)		
2	5	IMMORTAL SHIELD	1	66.8	0:11.11	0:25.62	1:13.65	0:59.14 [5]	0:48.03 [4]	0:36.43 [4]	0:24.64 [3]	0:12.26 [4]	0.79L	-5
		Sairyn Fawke		1200-1000	1000-800		(0:14.51)	(0:11.11)	(0:11.60)	(0:11.79)	(0:12.38)	(0:12.26)		
3	4	RAYMOND'S REWARD	3	66.8	0:10.99	0:25.34	1:13.89	0:59.54 [2]	0:48.55 [1]	0:36.92 [1]	0:25.10 [1]	0:12.69 [1]	2.3L	-8
		Serg Lisnyy		1200-1000	1000-800		(0:14.35)	(0:10.99)	(0:11.63)	(0:11.82)	(0:12.41)	(0:12.69)		
4	3	IRONBAR	6	65.7	0:11.24	0:26.15	1:13.98	0:59.07 [9]	0:47.83 [8]	0:36.37 [8]	0:24.57 [6]	0:12.27 [6]	2.86L	-2
		Jason Holder		1200-1000	1000-800		(0:14.91)	(0:11.24)	(0:11.46)	(0:11.80)	(0:12.30)	(0:12.27)		
5	6	REAL VALENTIA	8	66.9	0:11.15	0:25.52	1:14.09	0:59.72 [3]	0:48.57 [3]	0:36.94 [3]	0:25.11 [2]	0:12.71 [3]	3.58L	+2
		Caitlyn Munro		1200-1000	1000-800		(0:14.37)	(0:11.15)	(0:11.63)	(0:11.83)	(0:12.40)	(0:12.71)		
6	9	KNIGHT DANCER	5	65.5	0:11.28	0:25.86	1:14.23	0:59.66 [6]	0:48.37 [5]	0:36.64 [7]	0:24.80 [7]	0:12.43 [7]	4.42L	+5
		Matthew Chadwick		1200-1000	1000-800		(0:14.56)	(0:11.28)	(0:11.73)	(0:11.84)	(0:12.37)	(0:12.43)		
7	12	BRAZANO	9	65.5	0:11.35	0:26.20	1:14.39	0:59.54 [8]	0:48.19 [9]	0:36.56 [9]	0:24.76 [9]	0:12.46 [9]	5.46L	+6
		Brooke King		1200-1000	1000-800		(0:14.85)	(0:11.35)	(0:11.63)	(0:11.80)	(0:12.30)	(0:12.46)		
8	2	IN THAT MODE	11	64.8	0:11.41	0:25.89	1:14.49	1:00.01 [4]	0:48.60 [7]	0:36.90 [6]	0:24.90 [8]	0:12.47 [10]	6.1L	+6
		Sophie Potter		1200-1000	1000-800		(0:14.48)	(0:11.41)	(0:11.70)	(0:12.00)	(0:12.43)	(0:12.47)		
9	14	UTAH JOE	10	66.2	0:11.13	0:25.42	1:14.51	1:00.22 [1]	0:49.09 [2]	0:37.43 [2]	0:25.49 [4]	0:12.84 [5]	6.17L	-2
		Stacey Metcalfe		1200-1000	1000-800		(0:14.28)	(0:11.13)	(0:11.66)	(0:11.94)	(0:12.65)	(0:12.84)		
10	11	PEPERONCINO	7	65.0	0:11.45	0:26.49	1:14.74	0:59.70 [10]	0:48.25 [10]	0:36.65 [10]	0:24.92 [11]	0:12.57 [11]	7.65L	+4
		Ben Price		1200-1000	1000-800		(0:15.04)	(0:11.45)	(0:11.60)	(0:11.73)	(0:12.35)	(0:12.56)		

Scratched: Prodigal Lad (#7), Sundogg (#10), Longwarry (#13)

Report Created: Wed 14 January 2026 17:55:37 GMT+11 (Note: Timing is based on positional data)

Page 1/13

[] Position in running at each section and finish
-:-:- No data available at this section
NA No data available
Background shading for fastest section

Saddle cloth number
DNF Did not finish
DNT Did not track



Strathalbyn-Professional-2026-01-14

Race 7: Distinctive Blinds & Curtains Colts, Geldings & Entires Rating 0 - 56 Handicap - 1200m

14 January 2026 - 5:11PM

Track Rating: Good 4, Weather: Fine, Rail Position: True



Section

Field Times

Overall	L1000	L800	L600	L400	L200
1:13.52	0:59.23	0:48.17	0:36.55	0:24.73	0:12.32
(0:14.28)	(0:11.06)	(0:11.62)	(0:11.82)	(0:12.41)	(0:12.32)

Position	#	Horse/Jockey	Barrier	Top Speed [km/h]	Fastest Section	First 400m							Margin	Distance Travelled From Winner [m]
11	8	BLISSFUL BAY	2	64.6	0:11.38	0:26.60	1:14.84	0:59.62 [11]	0:48.24 [11]	0:36.69 [11]	0:25.07 [10]	0:12.92 [8]	8.25L	-3
		Kayla Crowther		1200-1000	1000-800		(0:15.22)	(0:11.38)	(0:11.55)	(0:11.62)	(0:12.15)	(0:12.92)		

Scratched: Prodigal Lad (#7), Sundogg (#10), Longwarry (#13)

Horse/Jockey Name	GRINZINGER ACE/Dylan Caboche
Finish Rank	1
Fastest Section Time (Section)	0:11.18 (L1000)
Top Speed [km/h] (Section)	66.1 (Overall)
Race State	Finished



Strathalbyn-Professional-2026-01-14

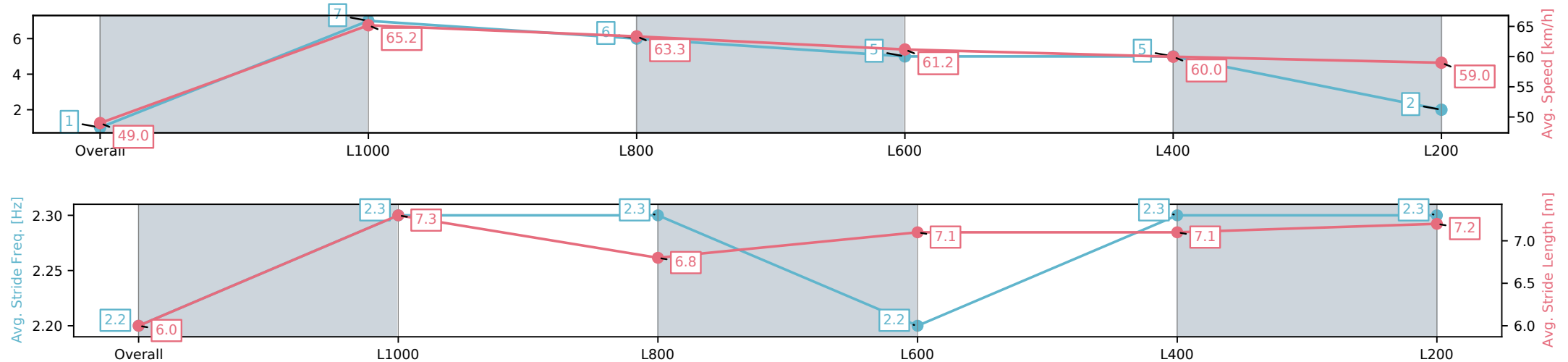
Race 7: Distinctive Blinds & Curtains Colts, Geldings & Entires Rating 0 - 56 Handicap - 1200m

14 January 2026 - 5:11PM

Track Rating: Good 4, Weather: Fine, Rail Position: True



Section	Overall	L1000	L800	L600	L400	L200
Section Times	1:13.52[1] (0:14.69)	0:58.83[7] (0:11.18)	0:47.65[6] (0:11.57)	0:36.07[5] (0:11.79)	0:24.28[5] (0:12.12)	0:12.16[2] (0:12.16)
Average Speed [km/h]	49.0	65.2	63.3	61.2	60.0	59.0
Top Speed [km/h]	65.7	66.1	64.4	61.9	61.1	60.1
Avg. Dist. to Rail [m]	4.6	3.5	3.4	1.2	2.0	2.4
Avg. Stride Freq. [Hz]	2.2	2.3	2.3	2.2	2.3	2.3
Avg. Stride Length [m]	6.0	7.3	6.8	7.1	7.1	7.2



[] Ranking at each section and finish
-:-:- No data available at this section
NA No data available

Horse/Jockey Name	IMMORTAL SHIELD/Sairyn Fawke
Finish Rank	2
Fastest Section Time (Section)	0:11.11 (L1000)
Top Speed [km/h] (Section)	66.8 (Overall)
Race State	Finished



Strathalbyn-Professional-2026-01-14

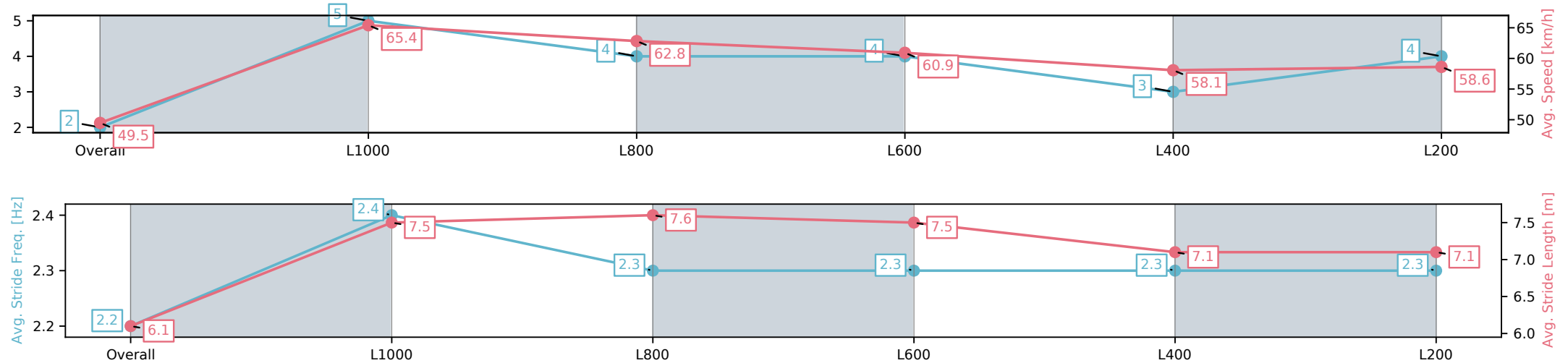
Race 7: Distinctive Blinds & Curtains Colts, Geldings & Entires Rating 0 - 56 Handicap - 1200m

14 January 2026 - 5:11PM

Track Rating: Good 4, Weather: Fine, Rail Position: True



Section	Overall	L1000	L800	L600	L400	L200
Section Times	1:13.65[2] (0:14.51)	0:59.14[5] (0:11.11)	0:48.03[4] (0:11.60)	0:36.43[4] (0:11.79)	0:24.64[3] (0:12.38)	0:12.26[4] (0:12.26)
Average Speed [km/h]	49.5	65.4	62.8	60.9	58.1	58.6
Top Speed [km/h]	66.6	66.8	64.6	61.8	59.3	59.2
Avg. Dist. to Rail [m]	2.5	2.2	2.2	0.6	0.7	0.3
Avg. Stride Freq. [Hz]	2.2	2.4	2.3	2.3	2.3	2.3
Avg. Stride Length [m]	6.1	7.5	7.6	7.5	7.1	7.1



[] Ranking at each section and finish
-:-:- No data available at this section
NA No data available

Horse/Jockey Name	RAYMOND'S REWARD/Serg Lisnyy
Finish Rank	3
Fastest Section Time (Section)	0:10.99 (L1000)
Top Speed [km/h] (Section)	66.8 (Overall)
Race State	Finished



Strathalbyn-Professional-2026-01-14

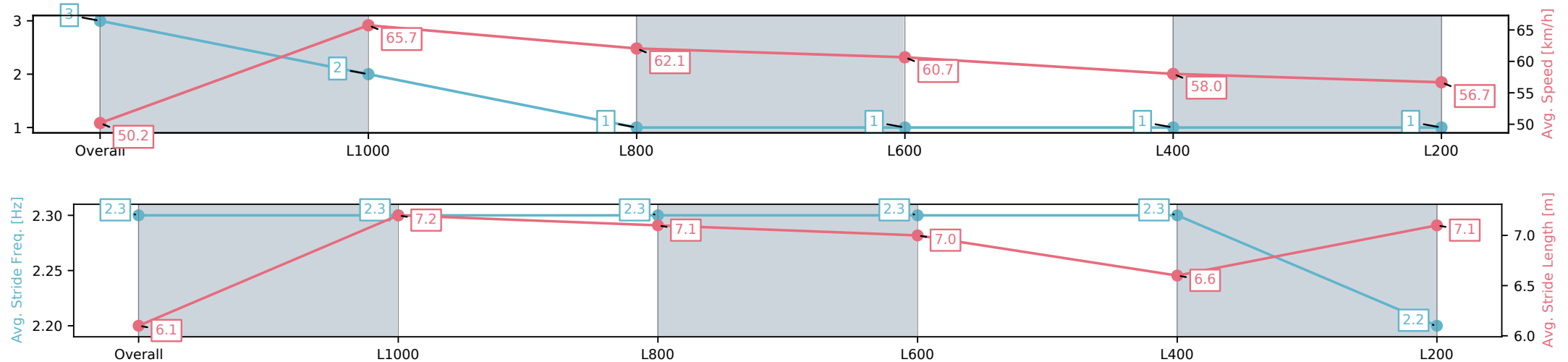
Race 7: Distinctive Blinds & Curtains Colts, Geldings & Entires Rating 0 - 56 Handicap - 1200m

14 January 2026 - 5:11PM

Track Rating: Good 4, Weather: Fine, Rail Position: True



Section	Overall	L1000	L800	L600	L400	L200
Section Times	1:13.89[3] (0:14.35)	0:59.54[2] (0:10.99)	0:48.55[1] (0:11.63)	0:36.92[1] (0:11.82)	0:25.10[1] (0:12.41)	0:12.69[1] (0:12.69)
Average Speed [km/h]	50.2	65.7	62.1	60.7	58.0	56.7
Top Speed [km/h]	66.8	66.6	65.1	61.5	60.0	57.3
Avg. Dist. to Rail [m]	3.1	1.8	0.9	0.8	0.8	0.4
Avg. Stride Freq. [Hz]	2.3	2.3	2.3	2.3	2.3	2.2
Avg. Stride Length [m]	6.1	7.2	7.1	7.0	6.6	7.1



[] Ranking at each section and finish
-:-:- No data available at this section
NA No data available

Horse/Jockey Name	IRONBAR/Jason Holder
Finish Rank	4
Fastest Section Time (Section)	0:11.24 (L1000)
Top Speed [km/h] (Section)	65.7 (Overall)
Race State	Finished



Strathalbyn-Professional-2026-01-14

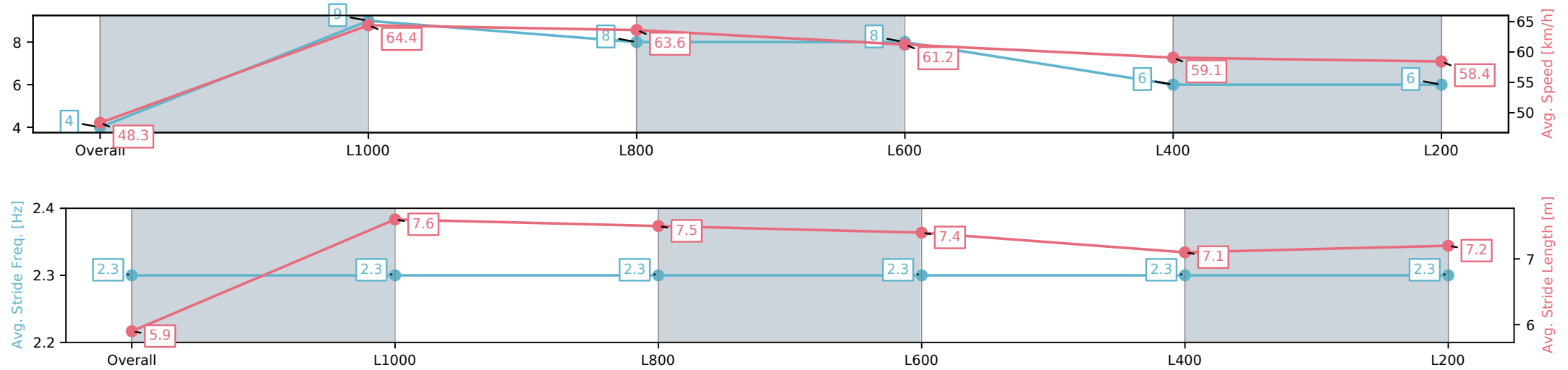
Race 7: Distinctive Blinds & Curtains Colts, Geldings & Entires Rating 0 - 56 Handicap - 1200m

14 January 2026 - 5:11PM

Track Rating: Good 4, Weather: Fine, Rail Position: True



Section	Overall	L1000	L800	L600	L400	L200
Section Times	1:13.98[4] (0:14.91)	0:59.07[9] (0:11.24)	0:47.83[8] (0:11.46)	0:36.37[8] (0:11.80)	0:24.57[6] (0:12.30)	0:12.27[6] (0:12.27)
Average Speed [km/h]	48.3	64.4	63.6	61.2	59.1	58.4
Top Speed [km/h]	65.7	65.7	64.7	62.1	60.5	59.4
Avg. Dist. to Rail [m]	4.9	2.7	2.2	0.7	2.1	4.8
Avg. Stride Freq. [Hz]	2.3	2.3	2.3	2.3	2.3	2.3
Avg. Stride Length [m]	5.9	7.6	7.5	7.4	7.1	7.2



[] Ranking at each section and finish
-:-:- No data available at this section
NA No data available

Horse/Jockey Name	REAL VALENTIA/Caitlyn Munro
Finish Rank	5
Fastest Section Time (Section)	0:11.15 (L1000)
Top Speed [km/h] (Section)	66.9 (Overall)
Race State	Finished



Strathalbyn-Professional-2026-01-14

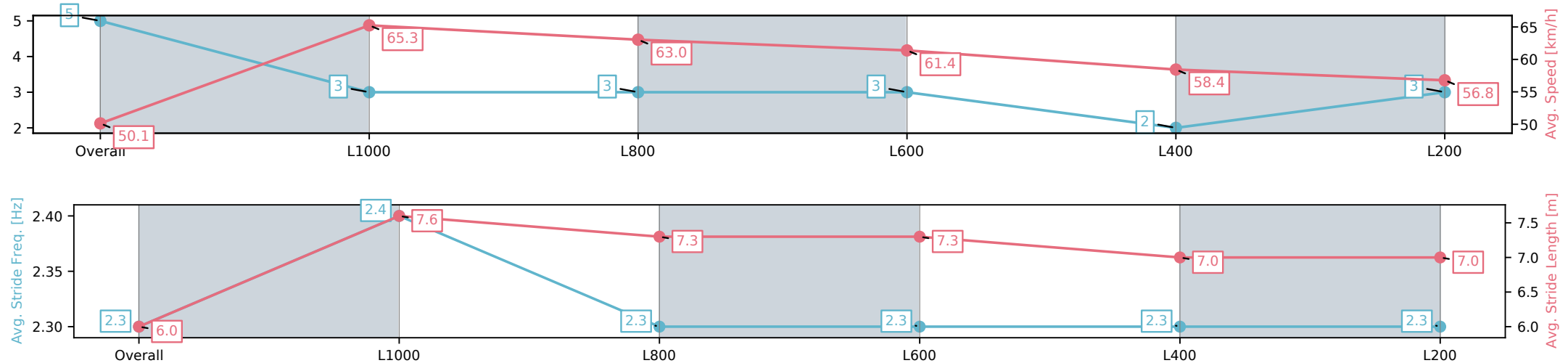
Race 7: Distinctive Blinds & Curtains Colts, Geldings & Entires Rating 0 - 56 Handicap - 1200m

14 January 2026 - 5:11PM

Track Rating: Good 4, Weather: Fine, Rail Position: True



Section	Overall	L1000	L800	L600	L400	L200
Section Times	1:14.09[5] (0:14.37)	0:59.72[3] (0:11.15)	0:48.57[3] (0:11.63)	0:36.94[3] (0:11.83)	0:25.11[2] (0:12.40)	0:12.71[3] (0:12.71)
Average Speed [km/h]	50.1	65.3	63.0	61.4	58.4	56.8
Top Speed [km/h]	66.9	65.8	64.6	61.9	60.4	57.8
Avg. Dist. to Rail [m]	7.6	4.2	3.7	1.9	1.8	1.9
Avg. Stride Freq. [Hz]	2.3	2.4	2.3	2.3	2.3	2.3
Avg. Stride Length [m]	6.0	7.6	7.3	7.3	7.0	7.0



[] Ranking at each section and finish
-:-:- No data available at this section
NA No data available

Horse/Jockey Name	KNIGHT DANCER/Matthew Chadwick
Finish Rank	6
Fastest Section Time (Section)	0:11.28 (L1000)
Top Speed [km/h] (Section)	65.5 (Overall)
Race State	Finished



Strathalbyn-Professional-2026-01-14

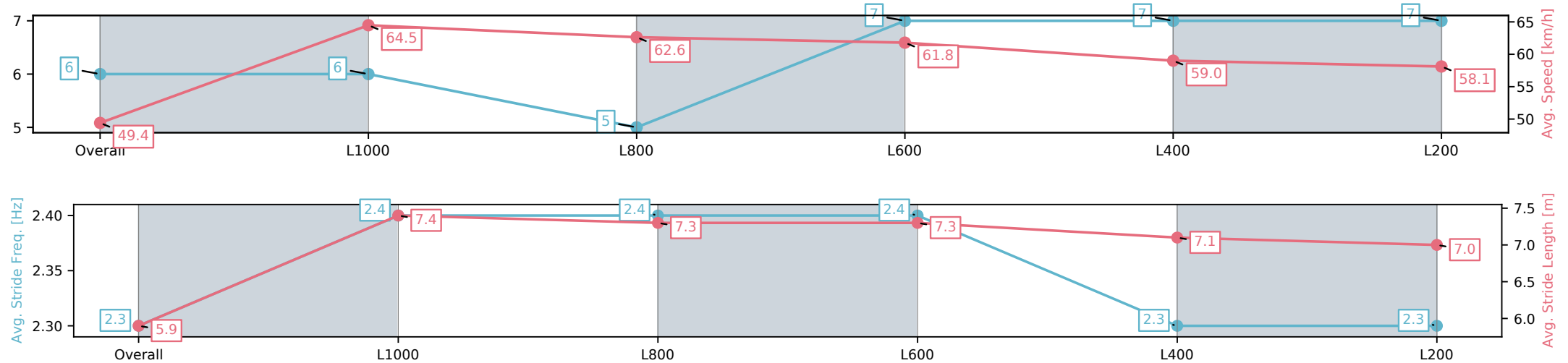
Race 7: Distinctive Blinds & Curtains Colts, Geldings & Entires Rating 0 - 56 Handicap - 1200m

14 January 2026 - 5:11PM

Track Rating: Good 4, Weather: Fine, Rail Position: True



Section	Overall	L1000	L800	L600	L400	L200
Section Times	1:14.23[6] (0:14.56)	0:59.66[6] (0:11.28)	0:48.37[5] (0:11.73)	0:36.64[7] (0:11.84)	0:24.80[7] (0:12.37)	0:12.43[7] (0:12.43)
Average Speed [km/h]	49.4	64.5	62.6	61.8	59.0	58.1
Top Speed [km/h]	65.5	65.5	64.0	62.8	61.3	59.3
Avg. Dist. to Rail [m]	4.4	3.0	5.2	3.7	3.9	7.7
Avg. Stride Freq. [Hz]	2.3	2.4	2.4	2.4	2.3	2.3
Avg. Stride Length [m]	5.9	7.4	7.3	7.3	7.1	7.0



[] Ranking at each section and finish
-:-:- No data available at this section
NA No data available

Horse/Jockey Name	BRAZANO/Brooke King
Finish Rank	7
Fastest Section Time (Section)	0:11.35 (L1000)
Top Speed [km/h] (Section)	65.5 (Overall)
Race State	Finished



Strathalbyn-Professional-2026-01-14

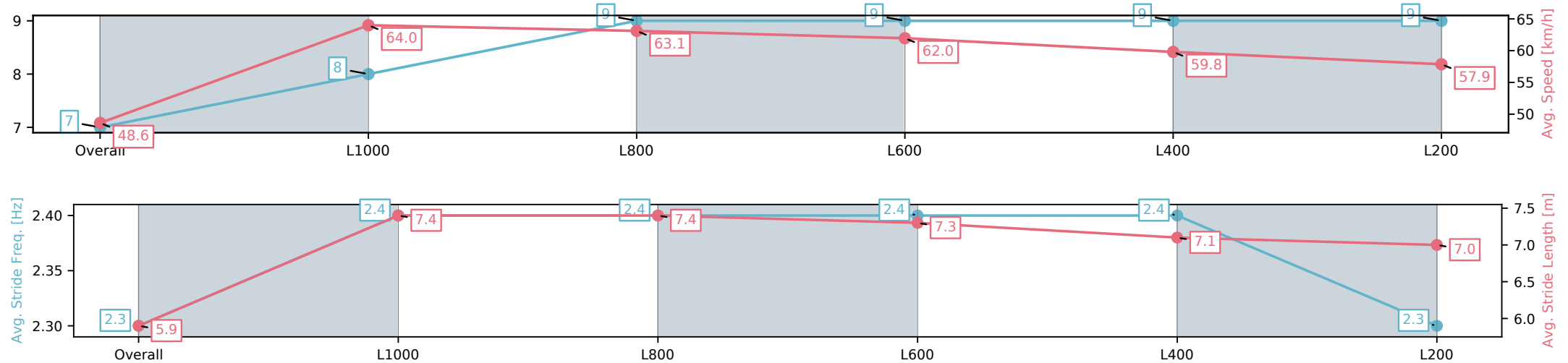
Race 7: Distinctive Blinds & Curtains Colts, Geldings & Entires Rating 0 - 56 Handicap - 1200m

14 January 2026 - 5:11PM

Track Rating: Good 4, Weather: Fine, Rail Position: True



Section	Overall	L1000	L800	L600	L400	L200
Section Times	1:14.39[7] (0:14.85)	0:59.54[8] (0:11.35)	0:48.19[9] (0:11.63)	0:36.56[9] (0:11.80)	0:24.76[9] (0:12.30)	0:12.46[9] (0:12.46)
Average Speed [km/h]	48.6	64.0	63.1	62.0	59.8	57.9
Top Speed [km/h]	65.5	65.5	64.0	62.5	62.1	59.6
Avg. Dist. to Rail [m]	8.0	4.5	4.0	3.9	5.4	7.5
Avg. Stride Freq. [Hz]	2.3	2.4	2.4	2.4	2.4	2.3
Avg. Stride Length [m]	5.9	7.4	7.4	7.3	7.1	7.0



- [] Ranking at each section and finish
- :-:- No data available at this section
- NA No data available

Horse/Jockey Name	IN THAT MODE/Sophie Potter
Finish Rank	8
Fastest Section Time (Section)	0:11.41 (L1000)
Top Speed [km/h] (Section)	64.8 (Overall)
Race State	Finished



Strathalbyn-Professional-2026-01-14

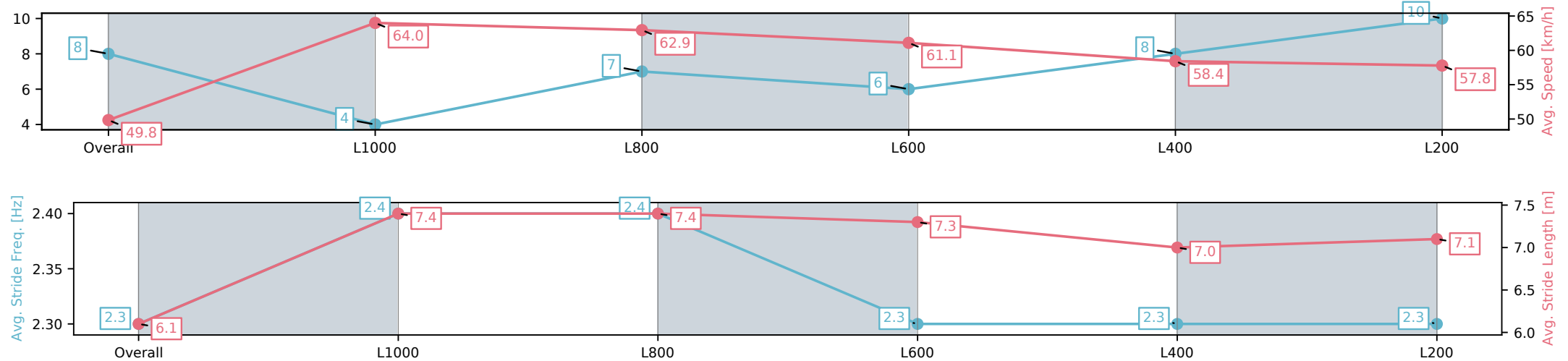
Race 7: Distinctive Blinds & Curtains Colts, Geldings & Entires Rating 0 - 56 Handicap - 1200m

14 January 2026 - 5:11PM

Track Rating: Good 4, Weather: Fine, Rail Position: True



Section	Overall	L1000	L800	L600	L400	L200
Section Times	1:14.49[8] (0:14.48)	1:00.01[4] (0:11.41)	0:48.60[7] (0:11.70)	0:36.90[6] (0:12.00)	0:24.90[8] (0:12.43)	0:12.47[10] (0:12.47)
Average Speed [km/h]	49.8	64.0	62.9	61.1	58.4	57.8
Top Speed [km/h]	64.4	64.8	64.2	61.6	60.1	58.7
Avg. Dist. to Rail [m]	10.1	4.7	5.3	4.2	2.8	2.8
Avg. Stride Freq. [Hz]	2.3	2.4	2.4	2.3	2.3	2.3
Avg. Stride Length [m]	6.1	7.4	7.4	7.3	7.0	7.1



[] Ranking at each section and finish
-:-:- No data available at this section
NA No data available

Horse/Jockey Name	UTAH JOE/Stacey Metcalfe
Finish Rank	9
Fastest Section Time (Section)	0:11.13 (L1000)
Top Speed [km/h] (Section)	66.2 (Overall)
Race State	Finished



Strathalbyn-Professional-2026-01-14

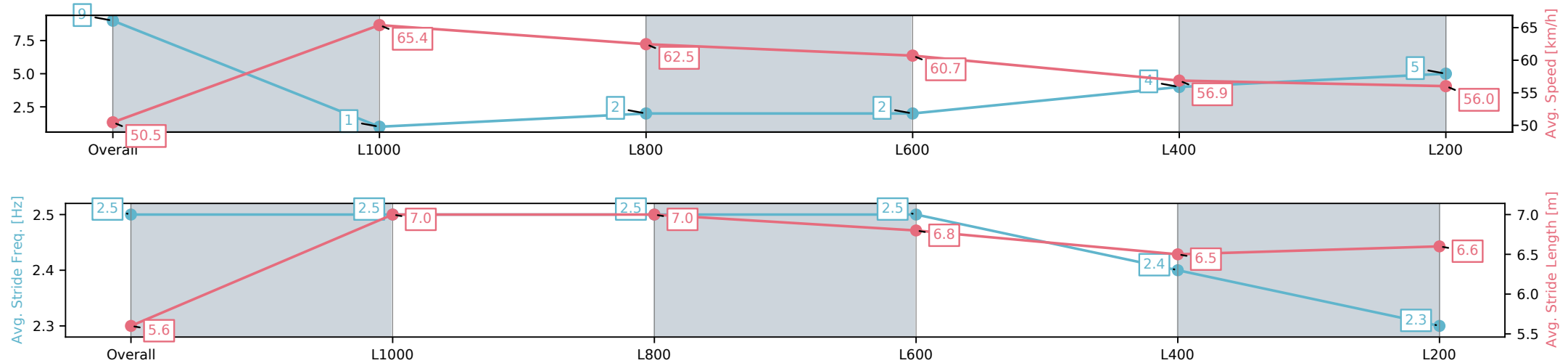
Race 7: Distinctive Blinds & Curtains Colts, Geldings & Entires Rating 0 - 56 Handicap - 1200m

14 January 2026 - 5:11PM

Track Rating: Good 4, Weather: Fine, Rail Position: True



Section	Overall	L1000	L800	L600	L400	L200
Section Times	1:14.51[9] (0:14.28)	1:00.22[1] (0:11.13)	0:49.09[2] (0:11.66)	0:37.43[2] (0:11.94)	0:25.49[4] (0:12.65)	0:12.84[5] (0:12.84)
Average Speed [km/h]	50.5	65.4	62.5	60.7	56.9	56.0
Top Speed [km/h]	66.2	66.1	64.3	61.5	59.2	56.8
Avg. Dist. to Rail [m]	9.2	4.0	2.9	0.8	0.4	1.2
Avg. Stride Freq. [Hz]	2.5	2.5	2.5	2.5	2.4	2.3
Avg. Stride Length [m]	5.6	7.0	7.0	6.8	6.5	6.6



[] Ranking at each section and finish
-:-:- No data available at this section
NA No data available

Horse/Jockey Name	PEPERONCINO/Ben Price
Finish Rank	10
Fastest Section Time (Section)	0:11.45 (L1000)
Top Speed [km/h] (Section)	65.0 (Overall)
Race State	Finished



Strathalbyn-Professional-2026-01-14

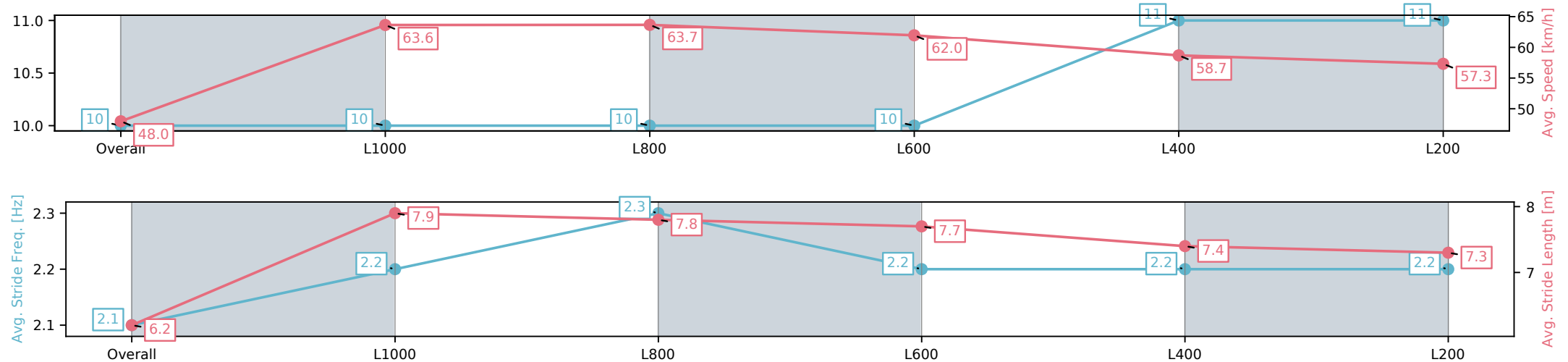
Race 7: Distinctive Blinds & Curtains Colts, Geldings & Entires Rating 0 - 56 Handicap - 1200m

14 January 2026 - 5:11PM

Track Rating: Good 4, Weather: Fine, Rail Position: True



Section	Overall	L1000	L800	L600	L400	L200
Section Times	1:14.74[10] (0:15.04)	0:59.70[10] (0:11.45)	0:48.25[10] (0:11.60)	0:36.65[10] (0:11.73)	0:24.92[11] (0:12.35)	0:12.57[11] (0:12.56)
Average Speed [km/h]	48.0	63.6	63.7	62.0	58.7	57.3
Top Speed [km/h]	64.5	65.0	64.2	62.5	61.2	58.2
Avg. Dist. to Rail [m]	7.2	4.8	5.1	2.5	1.8	2.6
Avg. Stride Freq. [Hz]	2.1	2.2	2.3	2.2	2.2	2.2
Avg. Stride Length [m]	6.2	7.9	7.8	7.7	7.4	7.3



[] Ranking at each section and finish
-:-:- No data available at this section
NA No data available

Horse/Jockey Name	BLISSFUL BAY/Kayla Crowther
Finish Rank	11
Fastest Section Time (Section)	0:11.38 (L1000)
Top Speed [km/h] (Section)	64.6 (Overall)
Race State	Finished



Strathalbyn-Professional-2026-01-14

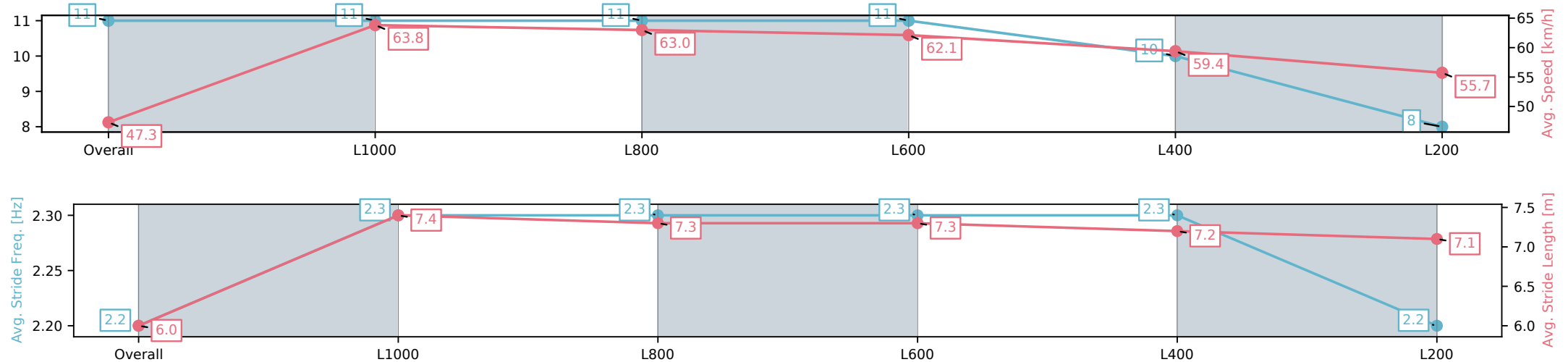
Race 7: Distinctive Blinds & Curtains Colts, Geldings & Entires Rating 0 - 56 Handicap - 1200m

14 January 2026 - 5:11PM

Track Rating: Good 4, Weather: Fine, Rail Position: True



Section	Overall	L1000	L800	L600	L400	L200
Section Times	1:14.84[11] (0:15.22)	0:59.62[11] (0:11.38)	0:48.24[11] (0:11.55)	0:36.69[11] (0:11.62)	0:25.07[10] (0:12.15)	0:12.92[8] (0:12.92)
Average Speed [km/h]	47.3	63.8	63.0	62.1	59.4	55.7
Top Speed [km/h]	64.2	64.6	63.7	62.4	61.5	57.7
Avg. Dist. to Rail [m]	3.6	2.5	2.5	0.8	0.4	0.3
Avg. Stride Freq. [Hz]	2.2	2.3	2.3	2.3	2.3	2.2
Avg. Stride Length [m]	6.0	7.4	7.3	7.3	7.2	7.1



[] Ranking at each section and finish
-:-:- No data available at this section
NA No data available