



Strathalbyn-Professional-2026-01-04
Race 8: Sportsbet Jockey Watch Benchmark 58 Handicap - 1350m
04 January 2026 - 5:16PM



Track Rating: Good 4, Weather: Fine, Rail Position: +3m W/Post-400m, True Remainder

Section
Field Times

Overall
1:23.39
(0:11.05)

L1200
1:12.34
(0:11.18)

L1000
1:01.16
(0:12.27)

L800
0:48.89
(0:12.60)

L600
0:36.28
(0:11.95)

L400
0:24.34
(0:12.17)

Position	#	Horse/Jockey	Barrier	Top Speed [km/h]	Fastest Section	First 400m	Overall	L1200	L1000	L800	L600	L400	Distance Travelled From Winner [m]
1	6	ANDREW'S MEMORY	12	65.3	0:11.20	0:25.67	1:23.39	1:11.87 [7]	1:00.67 [7]	0:48.56 [4]	0:36.29 [2]	0:24.35 [1]	
		Sophie Potter		1400-1200	1200-1000		(0:11.52)	(0:11.20)	(0:12.11)	(0:12.27)	(0:11.94)	(0:12.17)	
2	7	CHARLESFORT	8	64.9	0:11.36	0:25.53	1:23.41	1:12.16 [4]	1:00.80 [4]	0:48.50 [5]	0:35.94 [7]	0:23.99 [6]	+0
		Campbell Rawiller		1200-1000	1200-1000		(0:11.25)	(0:11.36)	(0:12.30)	(0:12.56)	(0:11.95)	(0:12.11)	
3	9	BRIMARVI ROSEMARIE	6	63.8	0:11.53	0:25.93	1:23.51	1:11.93 [9]	1:00.40 [12]	0:48.14 [12]	0:35.85 [9]	0:24.05 [7]	+7
		Sairyn Fawke		1200-1000	1200-1000		(0:11.57)	(0:11.53)	(0:12.26)	(0:12.28)	(0:11.80)	(0:12.11)	
4	4	HEAD OF THE HERD	10	64.2	0:11.45	0:26.11	1:23.54	1:11.74 [13]	1:00.29 [13]	0:48.04 [13]	0:35.60 [12]	0:23.71 [11]	+3
		Connor Murtagh		1200-1000	1200-1000		(0:11.80)	(0:11.45)	(0:12.25)	(0:12.44)	(0:11.89)	(0:12.04)	
5	3	SIR RANDOLPH	4	64.5	0:11.30	0:25.56	1:23.80	1:12.46 [5]	1:01.16 [5]	0:48.88 [6]	0:36.33 [6]	0:24.29 [8]	-1
		Todd Pannell		1200-1000	1200-1000		(0:11.34)	(0:11.30)	(0:12.28)	(0:12.55)	(0:12.04)	(0:11.95)	
6	12	SADLER'S SONG	11	63.8	0:11.41	0:25.88	1:23.94	1:12.39 [8]	1:00.98 [10]	0:48.75 [10]	0:36.52 [5]	0:24.62 [4]	+4
		Teagan Voorham		1200-1000	1200-1000		(0:11.55)	(0:11.41)	(0:12.23)	(0:12.23)	(0:11.90)	(0:12.22)	
7	2	LUMBER DREAM	5	64.7	0:11.28	0:25.86	1:24.01	1:12.36 [12]	1:01.07 [9]	0:48.83 [9]	0:36.31 [11]	0:24.02 [13]	+0
		Caitlin Tootell		1200-1000	1200-1000		(0:11.65)	(0:11.28)	(0:12.24)	(0:12.52)	(0:12.28)	(0:12.11)	
8	8	FLAMBARD	1	64.4	0:11.32	0:25.83	1:24.03	1:12.38 [11]	1:01.06 [11]	0:48.71 [11]	0:36.03 [13]	0:24.06 [12]	+1
		Brooke King		1200-1000	1200-1000		(0:11.65)	(0:11.32)	(0:12.35)	(0:12.68)	(0:11.97)	(0:12.00)	
9	1	COME ALONG JEFFREY	7	65.9	0:11.15	0:25.27	1:24.05	1:12.86 [2]	1:01.71 [2]	0:49.45 [2]	0:36.91 [3]	0:24.95 [2]	-1
		Polly Brewster		1200-1000	1200-1000		(0:11.19)	(0:11.15)	(0:12.26)	(0:12.54)	(0:11.96)	(0:12.18)	
10	11	TOKYO ICE	9	65.1	0:11.22	0:25.78	1:24.07	1:12.49 [10]	1:01.27 [8]	0:48.98 [8]	0:36.47 [8]	0:24.41 [9]	+3
		Alyssa Webb		1200-1000	1200-1000		(0:11.57)	(0:11.22)	(0:12.28)	(0:12.51)	(0:12.06)	(0:12.23)	

Scratched: Alpine Joy (#14)

Report Created: Sun 04 January 2026 19:19:15 GMT+11 (Note: Timing is based on positional data)

Page 1/17

[] Position in running at each section and finish
-:-:- No data available at this section
NA No data available
Background shading for fastest section

Saddle cloth number
DNF Did not finish
DNT Did not track



Strathalbyn-Professional-2026-01-04
Race 8: Sportsbet Jockey Watch Benchmark 58 Handicap - 1350m
04 January 2026 - 5:16PM



Track Rating: Good 4, Weather: Fine, Rail Position: +3m W/Post-400m, True Remainder

Section
Field Times

Overall
1:23.39
(0:11.05)

L1200
1:12.34
(0:11.18)

L1000
1:01.16
(0:12.27)

L800
0:48.89
(0:12.60)

L600
0:36.28
(0:11.95)

L400
0:24.34
(0:12.17)

Position	#	Horse/Jockey	Barrier	Top Speed [km/h]	Fastest Section	First 400m								Distance Travelled From Winner [m]
11	10	JUSTADEXTER	3	65.8	0:11.20	0:25.38	1:24.11	1:12.88 [3]	1:01.68 [3]	0:49.36 [3]	0:36.75 [4]	0:24.73 [5]		-5
		Rochelle Milnes		1200-1000	1200-1000		(0:11.23)	(0:11.20)	(0:12.32)	(0:12.61)	(0:12.02)	(0:12.21)		
12	5	SANGUE ROSSO	13	66.7	0:11.18	0:25.17	1:24.22	1:13.17 [1]	1:01.99 [1]	0:49.73 [1]	0:37.12 [1]	0:25.09 [3]		-4
		Ben Price		1400-1200	1200-1000		(0:11.05)	(0:11.18)	(0:12.26)	(0:12.61)	(0:12.03)	(0:12.24)		
13	13	PRANCING COUNTESS	2	64.5	0:11.30	0:25.60	1:24.37	1:13.00 [6]	1:01.70 [6]	0:49.35 [7]	0:36.67 [10]	0:24.56 [10]		-4
		Matthew Chadwick		1200-1000	1200-1000		(0:11.37)	(0:11.30)	(0:12.35)	(0:12.68)	(0:12.11)	(0:12.19)		

Scratched: Alpine Joy (#14)



Strathalbyn-Professional-2026-01-04
Race 8: Sportsbet Jockey Watch Benchmark 58 Handicap - 1350m
04 January 2026 - 5:16PM



Track Rating: Good 4, Weather: Fine, Rail Position: +3m W/Post-400m, True Remainder

Section
Field Times

L200
0:12.17
(0:12.17)

Position	#	Horse/Jockey	Barrier	Top Speed [km/h]	Fastest Section	First 400m	Margin	Distance Travelled From Winner [m]					
1	6	ANDREW'S MEMORY	12	65.3	0:11.20	0:25.67	0:12.18 [1]	1:23.39					
		Sophie Potter		1400-1200	1200-1000		(0:12.18)						
2	7	CHARLESFORT	8	64.9	0:11.36	0:25.53	0:11.88 [5]	0.11L					+0
		Campbell Rawiller		1200-1000	1200-1000		(0:11.88)						
3	9	BRIMARVI ROSEMARIE	6	63.8	0:11.53	0:25.93	0:11.94 [7]	0.8L					+7
		Sairyn Fawke		1200-1000	1200-1000		(0:11.94)						
4	4	HEAD OF THE HERD	10	64.2	0:11.45	0:26.11	0:11.67 [9]	0.96L					+3
		Connor Murtagh		1200-1000	1200-1000		(0:11.67)						
5	3	SIR RANDOLPH	4	64.5	0:11.30	0:25.56	0:12.34 [4]	2.56L					-1
		Todd Pannell		1200-1000	1200-1000		(0:12.34)						
6	12	SADLER'S SONG	11	63.8	0:11.41	0:25.88	0:12.40 [6]	3.47L					+4
		Teagan Voorham		1200-1000	1200-1000		(0:12.40)						
7	2	LUMBER DREAM	5	64.7	0:11.28	0:25.86	0:11.91 [13]	3.92L					+0
		Caitlin Tootell		1200-1000	1200-1000		(0:11.91)						
8	8	FLAMBARD	1	64.4	0:11.32	0:25.83	0:12.06 [11]	4.0L					+1
		Brooke King		1200-1000	1200-1000		(0:12.06)						
9	1	COME ALONG JEFFREY	7	65.9	0:11.15	0:25.27	0:12.77 [2]	4.13L					-1
		Polly Brewster		1200-1000	1200-1000		(0:12.77)						
10	11	TOKYO ICE	9	65.1	0:11.22	0:25.78	0:12.18 [10]	4.27L					+3
		Alyssa Webb		1200-1000	1200-1000		(0:12.18)						

Scratched: Alpine Joy (#14)

Report Created: Sun 04 January 2026 19:19:15 GMT+11 (Note: Timing is based on positional data)

Page 3/17

[] Position in running at each section and finish
-:-:- No data available at this section
NA No data available
■ Background shading for fastest section

Saddle cloth number
DNF Did not finish
DNT Did not track



Strathalbyn-Professional-2026-01-04
Race 8: Sportsbet Jockey Watch Benchmark 58 Handicap - 1350m
04 January 2026 - 5:16PM



Track Rating: Good 4, Weather: Fine, Rail Position: +3m W/Post-400m, True Remainder

**Section
Field Times**

L200
0:12.17
(0:12.17)

Position	#	Horse/Jockey	Barrier	Top Speed [km/h]	Fastest Section	First 400m	Margin							Distance Travelled From Winner [m]
11	10	JUSTADEXTER	3	65.8	0:11.20	0:25.38	0:12.52 [8]	4.54L						-5
		Rochelle Milnes		1200-1000	1200-1000		(0:12.52)							
12	5	SANGUE ROSSO	13	66.7	0:11.18	0:25.17	0:12.85 [3]	5.19L						-4
		Ben Price		1400-1200	1200-1000		(0:12.85)							
13	13	PRANCING COUNTESS	2	64.5	0:11.30	0:25.60	0:12.37 [12]	6.16L						-4
		Matthew Chadwick		1200-1000	1200-1000		(0:12.37)							

Scratched: Alpine Joy (#14)

Horse/Jockey Name	ANDREW'S MEMORY/Sophie Potter
Finish Rank	1
Fastest Section Time (Section)	0:11.20 (L1200)
Top Speed [km/h] (Section)	65.3 (Overall)
Race State	Finished



Strathalbyn-Professional-2026-01-04

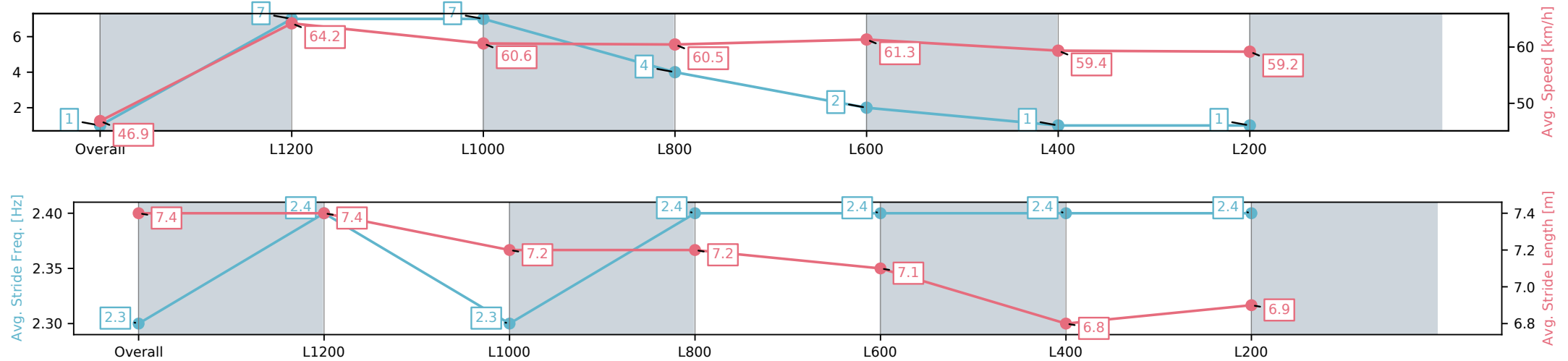
Race 8: Sportsbet Jockey Watch Benchmark 58 Handicap - 1350m



04 January 2026 - 5:16PM

Track Rating: Good 4, Weather: Fine, Rail Position: +3m W/
Post-400m, True Remainder

Section	Overall	L1200	L1000	L800	L600	L400	L200
Section Times	1:23.39[1] (0:11.52)	1:11.87[7] (0:11.20)	1:00.67[7] (0:12.11)	0:48.56[4] (0:12.27)	0:36.29[2] (0:11.94)	0:24.35[1] (0:12.17)	0:12.18[1] (0:12.18)
Average Speed [km/h]	46.9	64.2	60.6	60.5	61.3	59.4	59.2
Top Speed [km/h]	65.3	65.2	63.5	61.8	62.7	62.7	59.8
Avg. Dist. to Rail [m]	13.0	7.6	6.4	6.0	4.1	1.5	3.1
Avg. Stride Freq. [Hz]	2.3	2.4	2.3	2.4	2.4	2.4	2.4
Avg. Stride Length [m]	7.4	7.4	7.2	7.2	7.1	6.8	6.9



[] Ranking at each section and finish
-:-:- No data available at this section
NA No data available

Horse/Jockey Name	CHARLESFORT/Campbell Rawiller
Finish Rank	2
Fastest Section Time (Section)	0:11.36 (L1200)
Top Speed [km/h] (Section)	64.9 (L1200)
Race State	Finished



Strathalbyn-Professional-2026-01-04

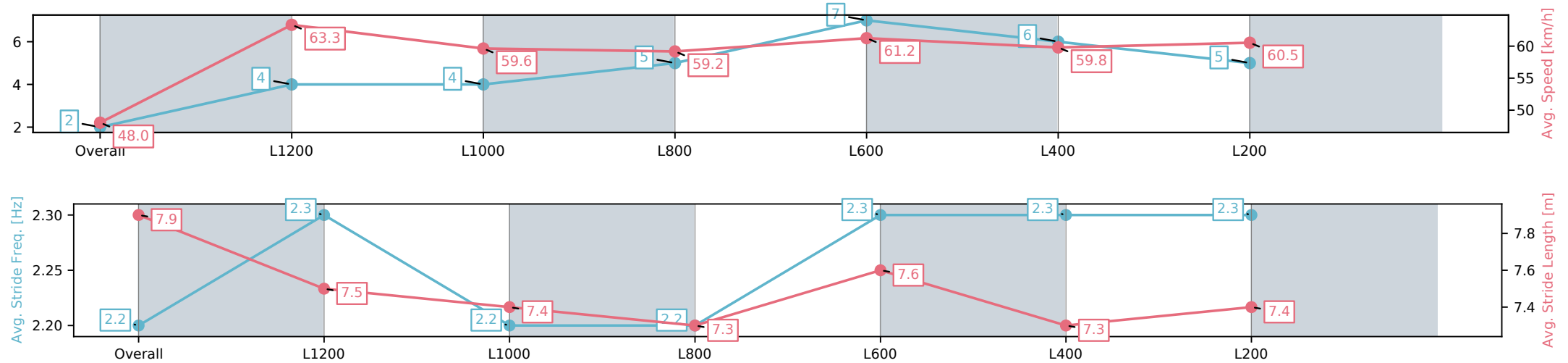
Race 8: Sportsbet Jockey Watch Benchmark 58 Handicap - 1350m



04 January 2026 - 5:16PM

Track Rating: Good 4, Weather: Fine, Rail Position: +3m W/
Post-400m, True Remainder

Section	Overall	L1200	L1000	L800	L600	L400	L200
Section Times	1:23.41[2] (0:11.25)	1:12.16[4] (0:11.36)	1:00.80[4] (0:12.30)	0:48.50[5] (0:12.56)	0:35.94[7] (0:11.95)	0:23.99[6] (0:12.11)	0:11.88[5] (0:11.88)
Average Speed [km/h]	48.0	63.3	59.6	59.2	61.2	59.8	60.5
Top Speed [km/h]	62.5	64.9	62.0	62.1	62.2	61.1	61.6
Avg. Dist. to Rail [m]	11.3	8.0	6.7	6.7	4.3	1.5	5.0
Avg. Stride Freq. [Hz]	2.2	2.3	2.2	2.2	2.3	2.3	2.3
Avg. Stride Length [m]	7.9	7.5	7.4	7.3	7.6	7.3	7.4



[] Ranking at each section and finish
-:-:- No data available at this section
NA No data available

Horse/Jockey Name	BRIMARVI ROSEMARIE/Sairyn Fawke
Finish Rank	3
Fastest Section Time (Section)	0:11.53 (L1200)
Top Speed [km/h] (Section)	63.8 (L1200)
Race State	Finished



Strathalbyn-Professional-2026-01-04

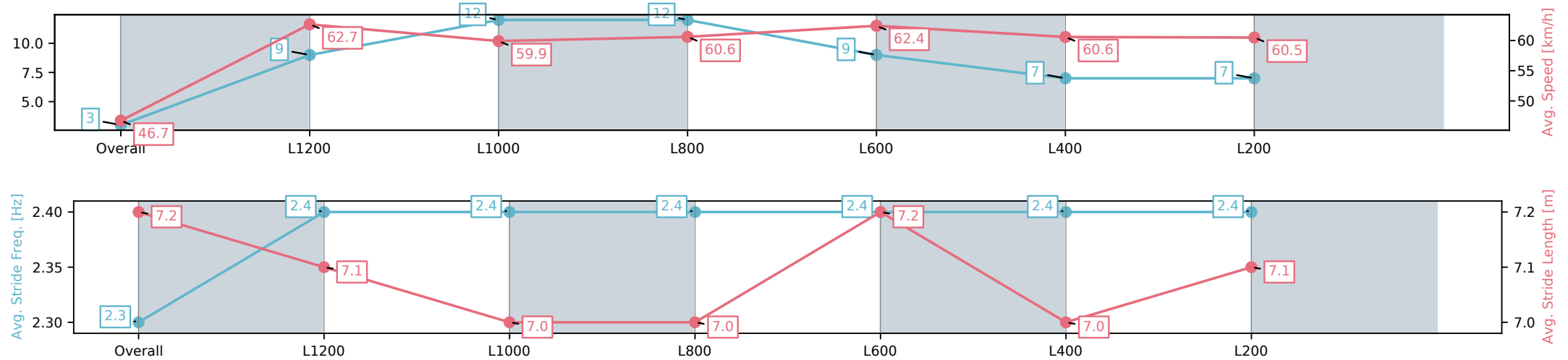
Race 8: Sportsbet Jockey Watch Benchmark 58 Handicap - 1350m



04 January 2026 - 5:16PM

Track Rating: Good 4, Weather: Fine, Rail Position: +3m W/
Post-400m, True Remainder

Section	Overall	L1200	L1000	L800	L600	L400	L200
Section Times	1:23.51[3] (0:11.57)	1:11.93[9] (0:11.53)	1:00.40[12] (0:12.26)	0:48.14[12] (0:12.28)	0:35.85[9] (0:11.80)	0:24.05[7] (0:12.11)	0:11.94[7] (0:11.94)
Average Speed [km/h]	46.7	62.7	59.9	60.6	62.4	60.6	60.5
Top Speed [km/h]	61.8	63.8	63.8	61.3	63.1	62.7	61.4
Avg. Dist. to Rail [m]	9.4	7.5	7.3	7.9	5.7	5.0	8.4
Avg. Stride Freq. [Hz]	2.3	2.4	2.4	2.4	2.4	2.4	2.4
Avg. Stride Length [m]	7.2	7.1	7.0	7.0	7.2	7.0	7.1



[] Ranking at each section and finish
-:-:- No data available at this section
NA No data available

Horse/Jockey Name	HEAD OF THE HERD/Connor Murtagh
Finish Rank	4
Fastest Section Time (Section)	0:11.45 (L1200)
Top Speed [km/h] (Section)	64.2 (L1200)
Race State	Finished



Strathalbyn-Professional-2026-01-04

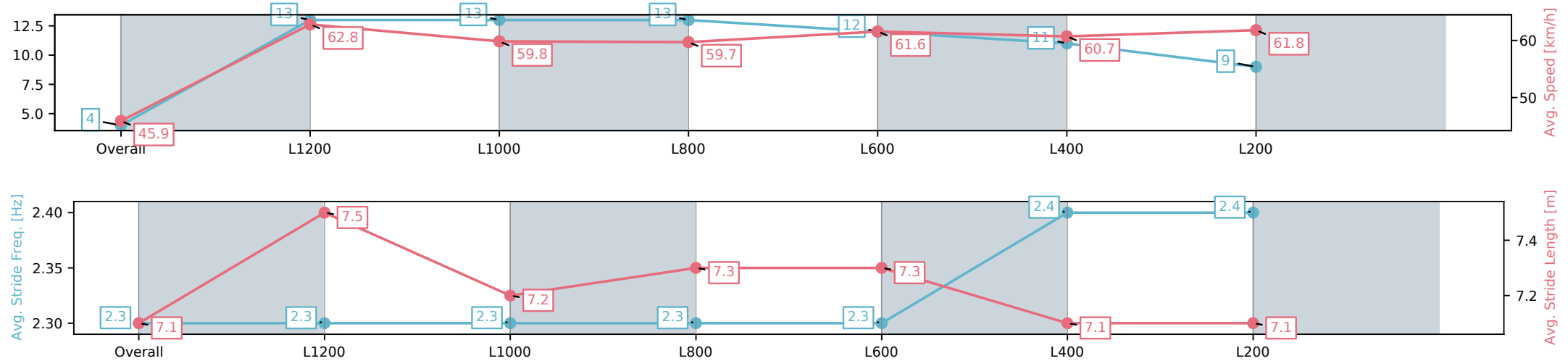
Race 8: Sportsbet Jockey Watch Benchmark 58 Handicap - 1350m



04 January 2026 - 5:16PM

Track Rating: Good 4, Weather: Fine, Rail Position: +3m W/
Post-400m, True Remainder

Section	Overall	L1200	L1000	L800	L600	L400	L200
Section Times	1:23.54[4] (0:11.80)	1:11.74[13] (0:11.45)	1:00.29[13] (0:12.25)	0:48.04[13] (0:12.44)	0:35.60[12] (0:11.89)	0:23.71[11] (0:12.04)	0:11.67[9] (0:11.67)
Average Speed [km/h]	45.9	62.8	59.8	59.7	61.6	60.7	61.8
Top Speed [km/h]	60.7	64.2	64.2	61.0	63.9	62.9	63.3
Avg. Dist. to Rail [m]	11.2	6.9	6.1	6.6	4.9	3.8	10.3
Avg. Stride Freq. [Hz]	2.3	2.3	2.3	2.3	2.3	2.4	2.4
Avg. Stride Length [m]	7.1	7.5	7.2	7.3	7.3	7.1	7.1



[] Ranking at each section and finish
-:-:- No data available at this section
NA No data available

Horse/Jockey Name	SIR RANDOLPH/Todd Pannell
Finish Rank	5
Fastest Section Time (Section)	0:11.30 (L1200)
Top Speed [km/h] (Section)	64.5 (L1200)
Race State	Finished



Strathalbyn-Professional-2026-01-04

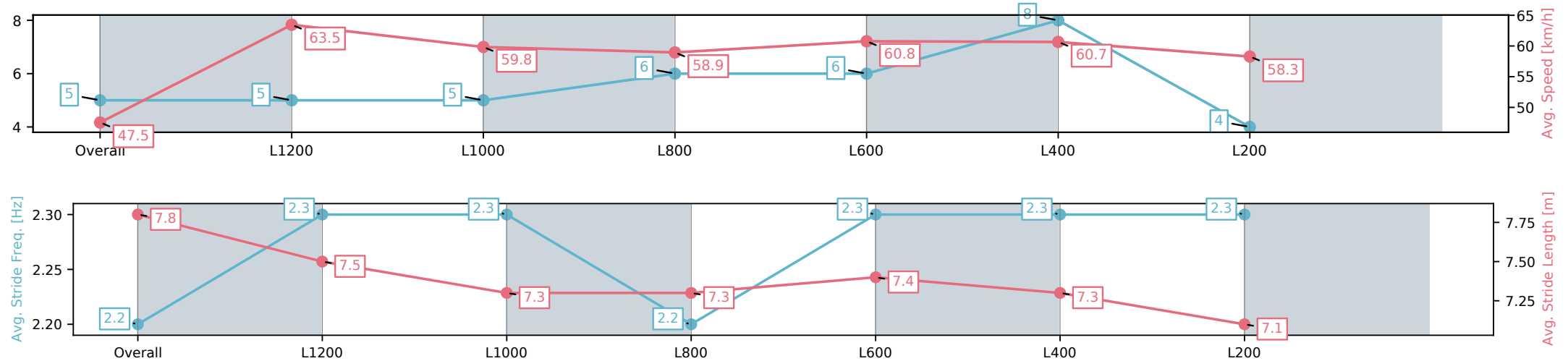
Race 8: Sportsbet Jockey Watch Benchmark 58 Handicap - 1350m



04 January 2026 - 5:16PM

Track Rating: Good 4, Weather: Fine, Rail Position: +3m W/
Post-400m, True Remainder

Section	Overall	L1200	L1000	L800	L600	L400	L200
Section Times	1:23.80[5] (0:11.34)	1:12.46[5] (0:11.30)	1:01.16[5] (0:12.28)	0:48.88[6] (0:12.55)	0:36.33[6] (0:12.04)	0:24.29[8] (0:11.95)	0:12.34[4] (0:12.34)
Average Speed [km/h]	47.5	63.5	59.8	58.9	60.8	60.7	58.3
Top Speed [km/h]	63.0	64.5	62.6	60.0	61.8	62.1	59.8
Avg. Dist. to Rail [m]	8.1	6.7	6.0	5.8	3.7	1.8	3.1
Avg. Stride Freq. [Hz]	2.2	2.3	2.3	2.2	2.3	2.3	2.3
Avg. Stride Length [m]	7.8	7.5	7.3	7.3	7.4	7.3	7.1



[] Ranking at each section and finish
-:-:- No data available at this section
NA No data available

Horse/Jockey Name	SADLER'S SONG/Teagan Voorham
Finish Rank	6
Fastest Section Time (Section)	0:11.41 (L1200)
Top Speed [km/h] (Section)	63.8 (L1200)
Race State	Finished



Strathalbyn-Professional-2026-01-04

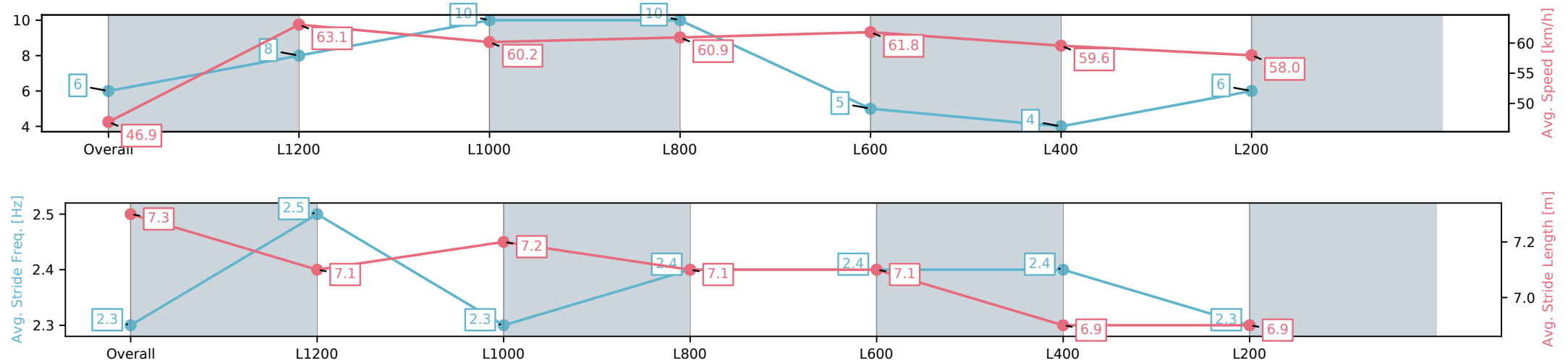
Race 8: Sportsbet Jockey Watch Benchmark 58 Handicap - 1350m



04 January 2026 - 5:16PM

Track Rating: Good 4, Weather: Fine, Rail Position: +3m W/
Post-400m, True Remainder

Section	Overall	L1200	L1000	L800	L600	L400	L200
Section Times	1:23.94[6] (0:11.55)	1:12.39[8] (0:11.41)	1:00.98[10] (0:12.23)	0:48.75[10] (0:12.23)	0:36.52[5] (0:11.90)	0:24.62[4] (0:12.22)	0:12.40[6] (0:12.40)
Average Speed [km/h]	46.9	63.1	60.2	60.9	61.8	59.6	58.0
Top Speed [km/h]	63.5	63.8	63.4	62.4	63.0	61.7	58.9
Avg. Dist. to Rail [m]	12.0	8.0	7.4	7.3	5.3	3.2	5.6
Avg. Stride Freq. [Hz]	2.3	2.5	2.3	2.4	2.4	2.4	2.3
Avg. Stride Length [m]	7.3	7.1	7.2	7.1	7.1	6.9	6.9



[] Ranking at each section and finish
-:-:- No data available at this section
NA No data available

Horse/Jockey Name	LUMBER DREAM/Caitlin Tootell
Finish Rank	7
Fastest Section Time (Section)	0:11.28 (L1200)
Top Speed [km/h] (Section)	64.7 (L1200)
Race State	Finished



Strathalbyn-Professional-2026-01-04

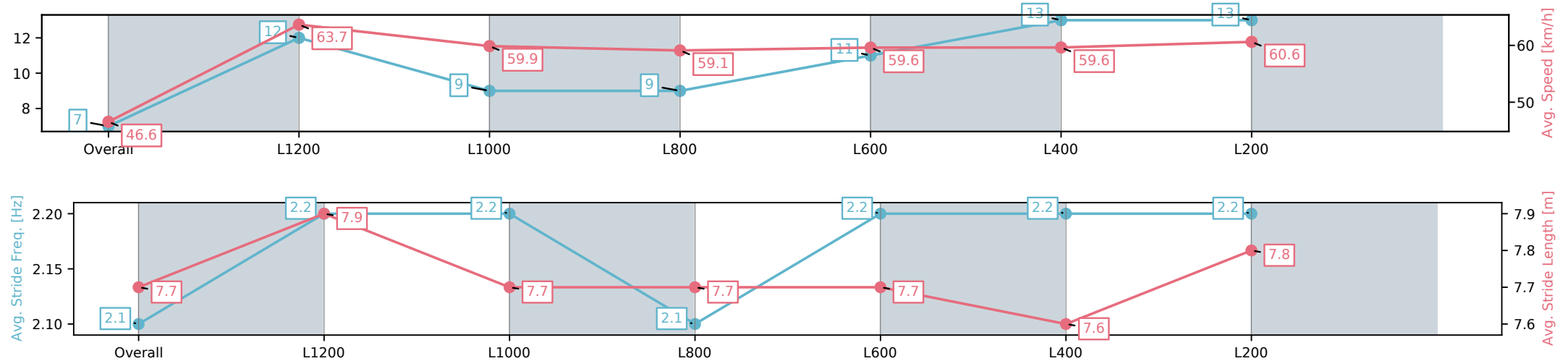
Race 8: Sportsbet Jockey Watch Benchmark 58 Handicap - 1350m



04 January 2026 - 5:16PM

Track Rating: Good 4, Weather: Fine, Rail Position: +3m W/
Post-400m, True Remainder

Section	Overall	L1200	L1000	L800	L600	L400	L200
Section Times	1:24.01[7] (0:11.65)	1:12.36[12] (0:11.28)	1:01.07[9] (0:12.24)	0:48.83[9] (0:12.52)	0:36.31[11] (0:12.28)	0:24.02[13] (0:12.11)	0:11.91[13] (0:11.91)
Average Speed [km/h]	46.6	63.7	59.9	59.1	59.6	59.6	60.6
Top Speed [km/h]	62.9	64.7	62.9	59.7	60.8	60.9	61.4
Avg. Dist. to Rail [m]	8.0	6.4	6.1	5.7	4.3	1.3	2.2
Avg. Stride Freq. [Hz]	2.1	2.2	2.2	2.1	2.2	2.2	2.2
Avg. Stride Length [m]	7.7	7.9	7.7	7.7	7.7	7.6	7.8



[] Ranking at each section and finish
-:-:- No data available at this section
NA No data available

Horse/Jockey Name	FLAMBARD/Brooke King
Finish Rank	8
Fastest Section Time (Section)	0:11.32 (L1200)
Top Speed [km/h] (Section)	64.4 (L1200)
Race State	Finished



Strathalbyn-Professional-2026-01-04

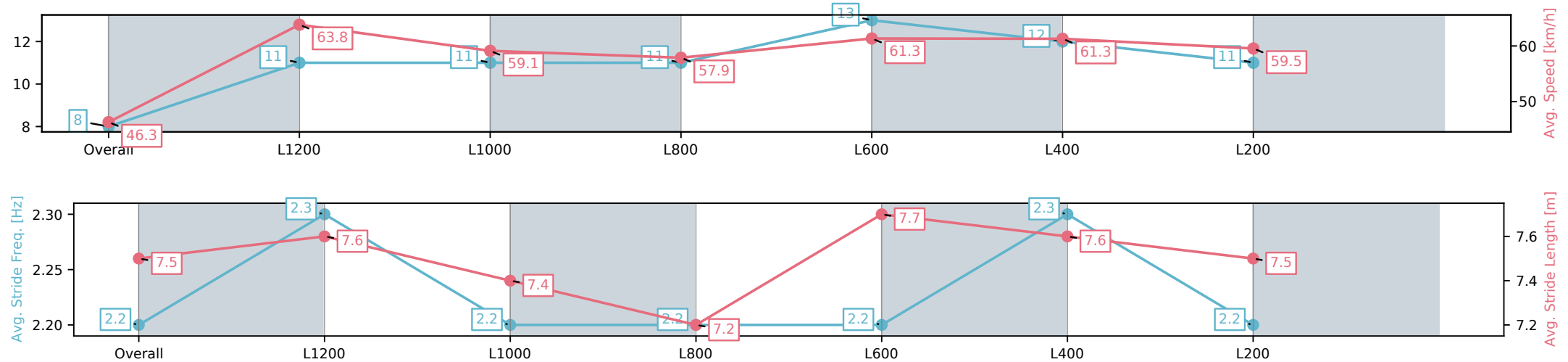
Race 8: Sportsbet Jockey Watch Benchmark 58 Handicap - 1350m



04 January 2026 - 5:16PM

Track Rating: Good 4, Weather: Fine, Rail Position: +3m W/
Post-400m, True Remainder

Section	Overall	L1200	L1000	L800	L600	L400	L200
Section Times	1:24.03[8] (0:11.65)	1:12.38[11] (0:11.32)	1:01.06[11] (0:12.35)	0:48.71[11] (0:12.68)	0:36.03[13] (0:11.97)	0:24.06[12] (0:12.00)	0:12.06[11] (0:12.06)
Average Speed [km/h]	46.3	63.8	59.1	57.9	61.3	61.3	59.5
Top Speed [km/h]	62.8	64.4	63.4	59.5	64.0	64.0	61.6
Avg. Dist. to Rail [m]	5.4	5.2	4.9	4.9	4.1	5.6	10.8
Avg. Stride Freq. [Hz]	2.2	2.3	2.2	2.2	2.2	2.3	2.2
Avg. Stride Length [m]	7.5	7.6	7.4	7.2	7.7	7.6	7.5



[] Ranking at each section and finish
-:-:- No data available at this section
NA No data available

Horse/Jockey Name	COME ALONG JEFFREY/Polly Brewster
Finish Rank	9
Fastest Section Time (Section)	0:11.15 (L1200)
Top Speed [km/h] (Section)	65.9 (L1200)
Race State	Finished



Strathalbyn-Professional-2026-01-04

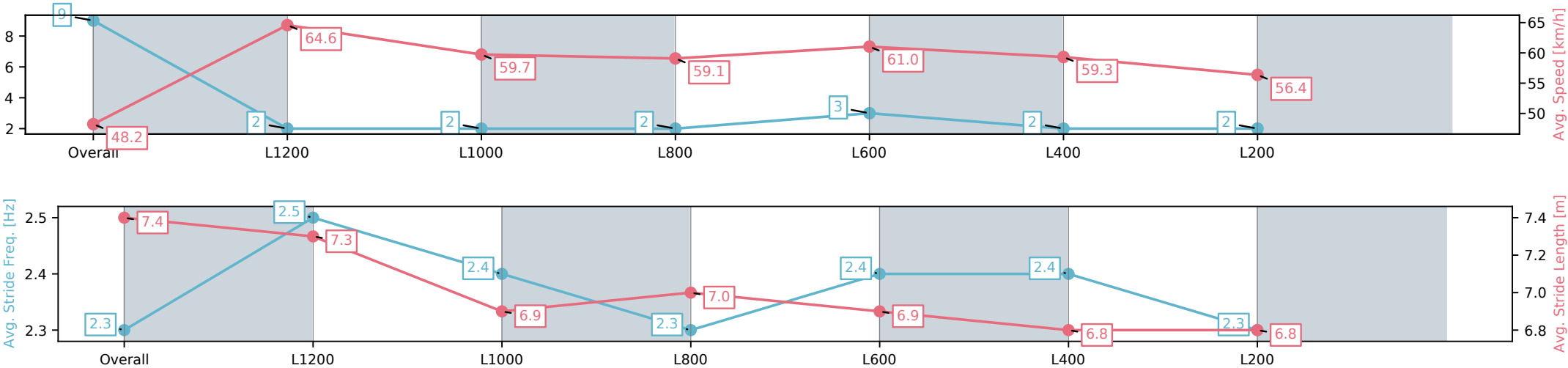
Race 8: Sportsbet Jockey Watch Benchmark 58 Handicap - 1350m



04 January 2026 - 5:16PM

Track Rating: Good 4, Weather: Fine, Rail Position: +3m W/
Post-400m, True Remainder

Section	Overall	L1200	L1000	L800	L600	L400	L200
Section Times	1:24.05[9] (0:11.19)	1:12.86[2] (0:11.15)	1:01.71[2] (0:12.26)	0:49.45[2] (0:12.54)	0:36.91[3] (0:11.96)	0:24.95[2] (0:12.18)	0:12.77[2] (0:12.77)
Average Speed [km/h]	48.2	64.6	59.7	59.1	61.0	59.3	56.4
Top Speed [km/h]	64.4	65.9	62.4	59.8	61.7	61.1	57.8
Avg. Dist. to Rail [m]	10.0	7.1	6.0	5.8	3.6	0.4	0.8
Avg. Stride Freq. [Hz]	2.3	2.5	2.4	2.3	2.4	2.4	2.3
Avg. Stride Length [m]	7.4	7.3	6.9	7.0	6.9	6.8	6.8



[] Ranking at each section and finish
-:-:- No data available at this section
NA No data available

Horse/Jockey Name	TOKYO ICE/Alyssa Webb
Finish Rank	10
Fastest Section Time (Section)	0:11.22 (L1200)
Top Speed [km/h] (Section)	65.1 (L1200)
Race State	Finished



Strathalbyn-Professional-2026-01-04

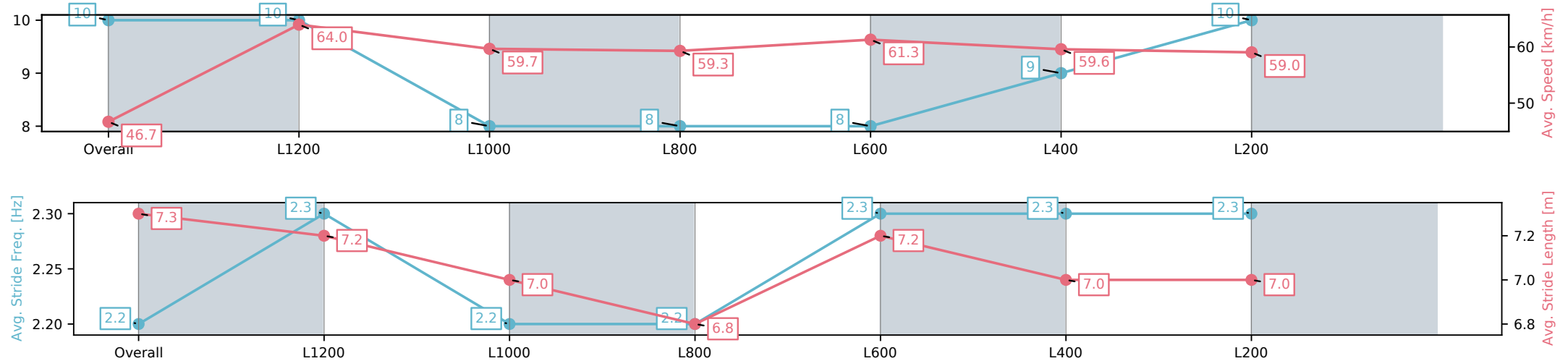
Race 8: Sportsbet Jockey Watch Benchmark 58 Handicap - 1350m



04 January 2026 - 5:16PM

Track Rating: Good 4, Weather: Fine, Rail Position: +3m W/
Post-400m, True Remainder

Section	Overall	L1200	L1000	L800	L600	L400	L200
Section Times	1:24.07[10] (0:11.57)	1:12.49[10] (0:11.22)	1:01.27[8] (0:12.28)	0:48.98[8] (0:12.51)	0:36.47[8] (0:12.06)	0:24.41[9] (0:12.23)	0:12.18[10] (0:12.18)
Average Speed [km/h]	46.7	64.0	59.7	59.3	61.3	59.6	59.0
Top Speed [km/h]	63.5	65.1	63.5	60.0	61.8	62.0	60.3
Avg. Dist. to Rail [m]	10.6	6.8	5.8	7.3	5.5	3.1	5.0
Avg. Stride Freq. [Hz]	2.2	2.3	2.2	2.2	2.3	2.3	2.3
Avg. Stride Length [m]	7.3	7.2	7.0	6.8	7.2	7.0	7.0



Horse/Jockey Name	JUSTADEXTER/Rochelle Milnes
Finish Rank	11
Fastest Section Time (Section)	0:11.20 (L1200)
Top Speed [km/h] (Section)	65.8 (L1200)
Race State	Finished



Strathalbyn-Professional-2026-01-04

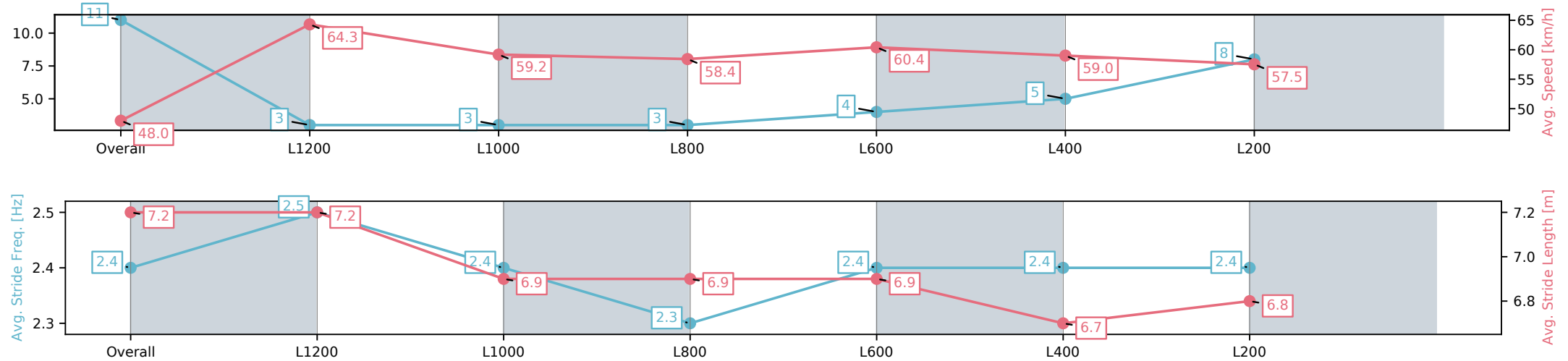
Race 8: Sportsbet Jockey Watch Benchmark 58 Handicap - 1350m



04 January 2026 - 5:16PM

Track Rating: Good 4, Weather: Fine, Rail Position: +3m W/
Post-400m, True Remainder

Section	Overall	L1200	L1000	L800	L600	L400	L200
Section Times	1:24.11[11] (0:11.23)	1:12.88[3] (0:11.20)	1:01.68[3] (0:12.32)	0:49.36[3] (0:12.61)	0:36.75[4] (0:12.02)	0:24.73[5] (0:12.21)	0:12.52[8] (0:12.52)
Average Speed [km/h]	48.0	64.3	59.2	58.4	60.4	59.0	57.5
Top Speed [km/h]	64.7	65.8	61.1	59.3	61.1	61.1	58.0
Avg. Dist. to Rail [m]	5.8	4.3	3.9	4.9	2.9	0.2	0.3
Avg. Stride Freq. [Hz]	2.4	2.5	2.4	2.3	2.4	2.4	2.4
Avg. Stride Length [m]	7.2	7.2	6.9	6.9	6.9	6.7	6.8



[] Ranking at each section and finish
-:-:- No data available at this section
NA No data available

Horse/Jockey Name	SANGUE ROSSO/Ben Price
Finish Rank	12
Fastest Section Time (Section)	0:11.18 (L1200)
Top Speed [km/h] (Section)	66.7 (Overall)
Race State	Finished



Strathalbyn-Professional-2026-01-04

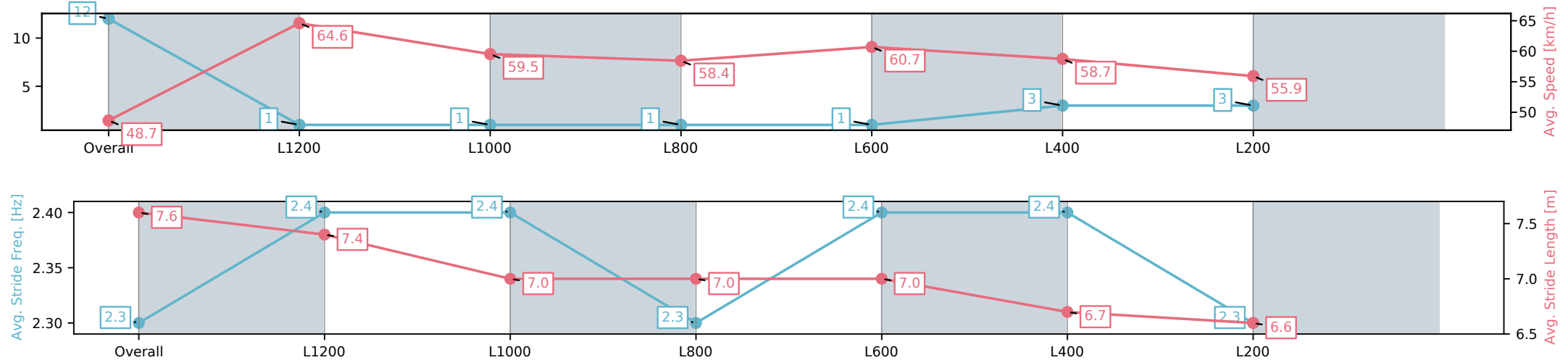
Race 8: Sportsbet Jockey Watch Benchmark 58 Handicap - 1350m



04 January 2026 - 5:16PM

Track Rating: Good 4, Weather: Fine, Rail Position: +3m W/
Post-400m, True Remainder

Section	Overall	L1200	L1000	L800	L600	L400	L200
Section Times	1:24.22[12] (0:11.05)	1:13.17[1] (0:11.18)	1:01.99[1] (0:12.26)	0:49.73[1] (0:12.61)	0:37.12[1] (0:12.03)	0:25.09[3] (0:12.24)	0:12.85[3] (0:12.85)
Average Speed [km/h]	48.7	64.6	59.5	58.4	60.7	58.7	55.9
Top Speed [km/h]	66.7	66.5	62.4	59.8	61.3	61.4	57.4
Avg. Dist. to Rail [m]	15.1	6.9	5.0	5.0	3.0	0.6	0.7
Avg. Stride Freq. [Hz]	2.3	2.4	2.4	2.3	2.4	2.4	2.3
Avg. Stride Length [m]	7.6	7.4	7.0	7.0	7.0	6.7	6.6



[] Ranking at each section and finish
-:-:- No data available at this section
NA No data available

Horse/Jockey Name	PRANCING COUNTESS/Matthew Chadwick
Finish Rank	13
Fastest Section Time (Section)	0:11.30 (L1200)
Top Speed [km/h] (Section)	64.5 (L1200)
Race State	Finished



Strathalbyn-Professional-2026-01-04

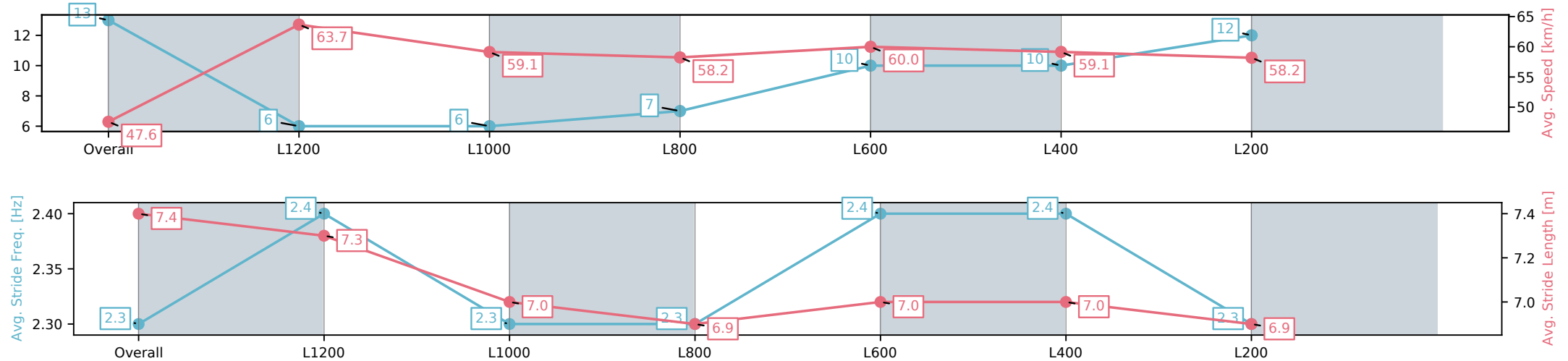
Race 8: Sportsbet Jockey Watch Benchmark 58 Handicap - 1350m

04 January 2026 - 5:16PM

Track Rating: Good 4, Weather: Fine, Rail Position: +3m W/
Post-400m, True Remainder



Section	Overall	L1200	L1000	L800	L600	L400	L200
Section Times	1:24.37[13] (0:11.37)	1:13.00[6] (0:11.30)	1:01.70[6] (0:12.35)	0:49.35[7] (0:12.68)	0:36.67[10] (0:12.11)	0:24.56[10] (0:12.19)	0:12.37[12] (0:12.37)
Average Speed [km/h]	47.6	63.7	59.1	58.2	60.0	59.1	58.2
Top Speed [km/h]	62.8	64.5	62.4	59.1	61.1	60.3	59.7
Avg. Dist. to Rail [m]	6.0	5.3	4.9	5.0	2.6	0.7	2.3
Avg. Stride Freq. [Hz]	2.3	2.4	2.3	2.3	2.4	2.4	2.3
Avg. Stride Length [m]	7.4	7.3	7.0	6.9	7.0	7.0	6.9



[] Ranking at each section and finish
-:-:- No data available at this section
NA No data available