



RACINGSA

Strathalbyn-Professional-2026-01-04

Race 7: Sportsbet Photo Finish Refund Benchmark 56 Handicap - 1200m

04 January 2026 - 4:35PM

Track Rating: Good 4, Weather: Fine, Rail Position: +3m W/Post-400m, True Remainder



Section

Field Times

							Overall	L1000	L800	L600	L400	L200		
							1:13.86 (0:14.12)	0:59.74 (0:11.17)	0:48.56 (0:11.73)	0:36.84 (0:12.11)	0:24.73 (0:12.39)	0:12.34 (0:12.34)		
Position	#	Horse/Jockey	Barrier	Top Speed [km/h]	Fastest Section	First 400m							Margin	Distance Travelled From Winner [m]
1	4	SIR LEAPALOT	6	65.7	0:11.28	0:25.90	1:13.86	0:59.25 [7]	0:47.96 [6]	0:36.31 [6]	0:24.58 [4]	0:12.34 [1]	1:13.86	
		Alysha Warren		1200-1000	1000-800		(0:14.61)	(0:11.28)	(0:11.65)	(0:11.73)	(0:12.24)	(0:12.34)		
2	5	SHALHAVMUSIK	10	65.0	0:11.55	0:26.45	1:14.24	0:59.34 [10]	0:47.79 [10]	0:36.13 [11]	0:24.50 [9]	0:12.21 [6]	2.48L	+9
		Campbell Rawiller		1000-800	1000-800		(0:14.90)	(0:11.55)	(0:11.66)	(0:11.63)	(0:12.28)	(0:12.21)		
3	10	BRAZANO	4	65.2	0:11.45	0:26.19	1:14.35	0:59.61 [8]	0:48.16 [8]	0:36.53 [9]	0:24.81 [8]	0:12.58 [3]	3.16L	-2
		Brooke King		1200-1000	1000-800		(0:14.74)	(0:11.45)	(0:11.63)	(0:11.72)	(0:12.23)	(0:12.57)		
4	11	BROOKLYN BABY	7	67.3	0:11.17	0:25.44	1:14.47	1:00.20 [2]	0:49.03 [2]	0:37.39 [2]	0:25.34 [1]	0:12.86 [2]	3.91L	-3
		Kayla Crowther		1200-1000	1000-800		(0:14.27)	(0:11.17)	(0:11.64)	(0:12.05)	(0:12.48)	(0:12.86)		
5	12	PRINCE KURO	9	66.9	0:11.19	0:25.63	1:14.80	1:00.36 [4]	0:49.17 [4]	0:37.50 [3]	0:25.55 [3]	0:12.98 [4]	6.03L	-2
		Lauren Stojakovic		1200-1000	1000-800		(0:14.44)	(0:11.19)	(0:11.67)	(0:11.95)	(0:12.56)	(0:12.98)		
6	8	TI TREE ROYAL	3	66.4	0:11.24	0:25.82	1:14.87	1:00.29 [6]	0:49.05 [5]	0:37.34 [5]	0:25.42 [5]	0:12.93 [5]	6.48L	-8
		Connor Murtagh		1200-1000	1000-800		(0:14.57)	(0:11.24)	(0:11.71)	(0:11.92)	(0:12.49)	(0:12.93)		
7	7	PEPERONCINO	11	65.5	0:11.38	0:26.51	1:15.04	0:59.91 [11]	0:48.53 [11]	0:36.95 [10]	0:25.12 [10]	0:12.71 [9]	7.61L	-3
		Sairyn Fawke		1200-1000	1000-800		(0:15.13)	(0:11.38)	(0:11.57)	(0:11.83)	(0:12.41)	(0:12.71)		
8	6	LAPILLI	8	65.5	0:11.40	0:26.20	1:15.04	1:00.24 [9]	0:48.84 [9]	0:37.22 [8]	0:25.51 [7]	0:12.91 [8]	7.62L	+4
		Jason Holder		1200-1000	1000-800		(0:14.80)	(0:11.40)	(0:11.62)	(0:11.71)	(0:12.60)	(0:12.91)		
9	3	REAL VALENTIA	2	66.9	0:11.27	0:25.56	1:15.25	1:00.96 [3]	0:49.69 [3]	0:37.91 [4]	0:25.80 [6]	0:13.16 [7]	8.91L	-6
		Caitlyn Munro		1200-1000	1000-800		(0:14.28)	(0:11.27)	(0:11.78)	(0:12.11)	(0:12.64)	(0:13.16)		
10	2	CHESTERAY	5	67.6	0:11.17	0:25.28	1:16.36	1:02.25 [1]	0:51.08 [1]	0:39.34 [1]	0:27.20 [2]	0:13.88 [10]	16.05L	-6
		Stacey Metcalfe		1200-1000	1000-800		(0:14.11)	(0:11.17)	(0:11.74)	(0:12.14)	(0:13.32)	(0:13.88)		

Scratched: Tupoleu (#1)

Report Created: Sun 04 January 2026 19:19:13 GMT+11 (Note: Timing is based on positional data)

Page 1/13

[] Position in running at each section and finish
-:-:- No data available at this section
NA No data available
Saddle cloth number
DNF Did not finish
DNT Did not track
Background shading for fastest section

data processed by  TRIPLESDATA



Strathalbyn-Professional-2026-01-04

Race 7: Sportsbet Photo Finish Refund Benchmark 56 Handicap - 1200m

04 January 2026 - 4:35PM

Track Rating: Good 4, Weather: Fine, Rail Position: +3m W/Post-400m, True Remainder



Section

Field Times

Overall	L1000	L800	L600	L400	L200
1:13.86	0:59.74	0:48.56	0:36.84	0:24.73	0:12.34
(0:14.12)	(0:11.17)	(0:11.73)	(0:12.11)	(0:12.39)	(0:12.34)

Position	#	Horse/Jockey	Barrier	Top Speed [km/h]	Fastest Section	First 400m							Margin	Distance Travelled From Winner [m]
11	9	PRETENTIOUS LASS	1	65.6	0:11.38	0:25.90	1:21.01	1:06.49 [5]	0:55.11 [7]	0:43.27 [7]	0:30.90 [11]	0:16.69 [11]	45.83L	-5
		Alana Livesey		1200-1000	1000-800		(0:14.52)	(0:11.38)	(0:11.84)	(0:12.37)	(0:14.21)	(0:16.69)		

Scratched: Tupoleu (#1)

- []

Position in running at each section and finish
- :--:-

No data available at this section
- NA

No data available
- Background shading for fastest section
- #

Saddle cloth number
- DNF

Did not finish
- DNT

Did not track

Horse/Jockey Name	SIR LEAPALOT/Alysha Warren
Finish Rank	1
Fastest Section Time (Section)	0:11.28 (L1000)
Top Speed [km/h] (Section)	65.7 (Overall)
Race State	Finished



Strathalbyn-Professional-2026-01-04

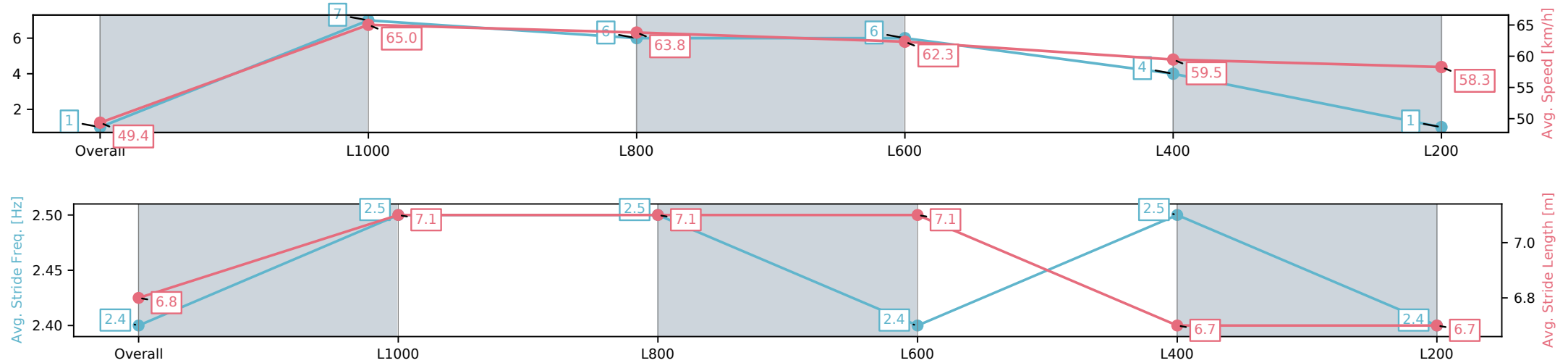
Race 7: Sportsbet Photo Finish Refund Benchmark 56
Handicap - 1200m

04 January 2026 - 4:35PM

Track Rating: Good 4, Weather: Fine, Rail Position: +3m W/
Post-400m, True Remainder



Section	Overall	L1000	L800	L600	L400	L200
Section Times	1:13.86[1] (0:14.61)	0:59.25[7] (0:11.28)	0:47.96[6] (0:11.65)	0:36.31[6] (0:11.73)	0:24.58[4] (0:12.24)	0:12.34[1] (0:12.34)
Average Speed [km/h]	49.4	65.0	63.8	62.3	59.5	58.3
Top Speed [km/h]	65.0	65.7	64.9	63.0	61.9	59.5
Avg. Dist. to Rail [m]	10.0	6.7	6.5	4.8	2.3	2.8
Avg. Stride Freq. [Hz]	2.4	2.5	2.5	2.4	2.5	2.4
Avg. Stride Length [m]	6.8	7.1	7.1	7.1	6.7	6.7



[] Ranking at each section and finish
-:-:- No data available at this section
NA No data available

Horse/Jockey Name	SHALHAVMUSIK/Campbell Rawiller
Finish Rank	2
Fastest Section Time (Section)	0:11.55 (L1000)
Top Speed [km/h] (Section)	65.0 (L1000)
Race State	Finished



Strathalbyn-Professional-2026-01-04

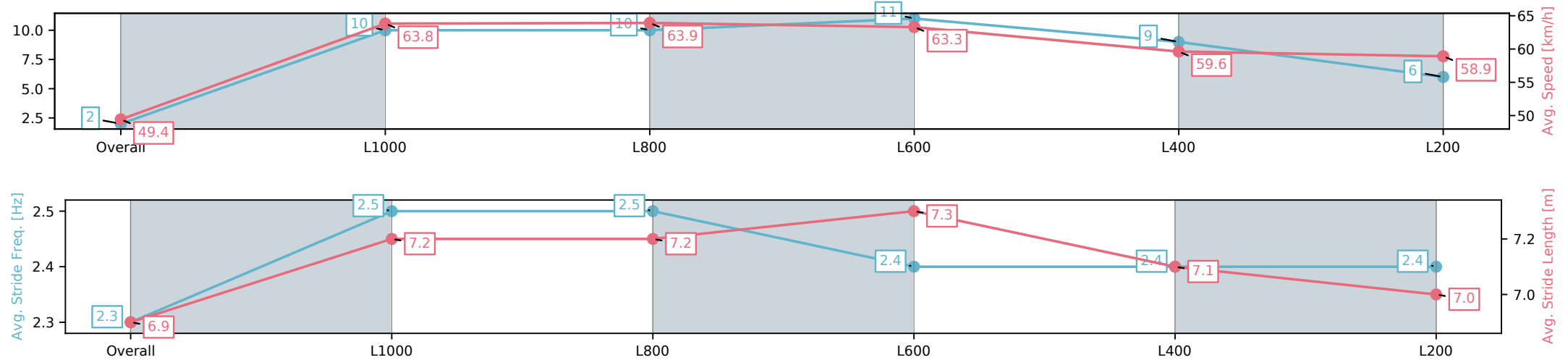
Race 7: Sportsbet Photo Finish Refund Benchmark 56
Handicap - 1200m

04 January 2026 - 4:35PM

Track Rating: Good 4, Weather: Fine, Rail Position: +3m W/
Post-400m, True Remainder



Section	Overall	L1000	L800	L600	L400	L200
Section Times	1:14.24[2] (0:14.90)	0:59.34[10] (0:11.55)	0:47.79[10] (0:11.66)	0:36.13[11] (0:11.63)	0:24.50[9] (0:12.28)	0:12.21[6] (0:12.21)
Average Speed [km/h]	49.4	63.8	63.9	63.3	59.6	58.9
Top Speed [km/h]	64.8	64.7	65.0	64.9	61.2	60.1
Avg. Dist. to Rail [m]	9.3	8.0	7.6	5.5	4.4	7.0
Avg. Stride Freq. [Hz]	2.3	2.5	2.5	2.4	2.4	2.4
Avg. Stride Length [m]	6.9	7.2	7.2	7.3	7.1	7.0



[] Ranking at each section and finish
-:-:- No data available at this section
NA No data available

Horse/Jockey Name	BRAZANO/Brooke King
Finish Rank	3
Fastest Section Time (Section)	0:11.45 (L1000)
Top Speed [km/h] (Section)	65.2 (Overall)
Race State	Finished



Strathalbyn-Professional-2026-01-04

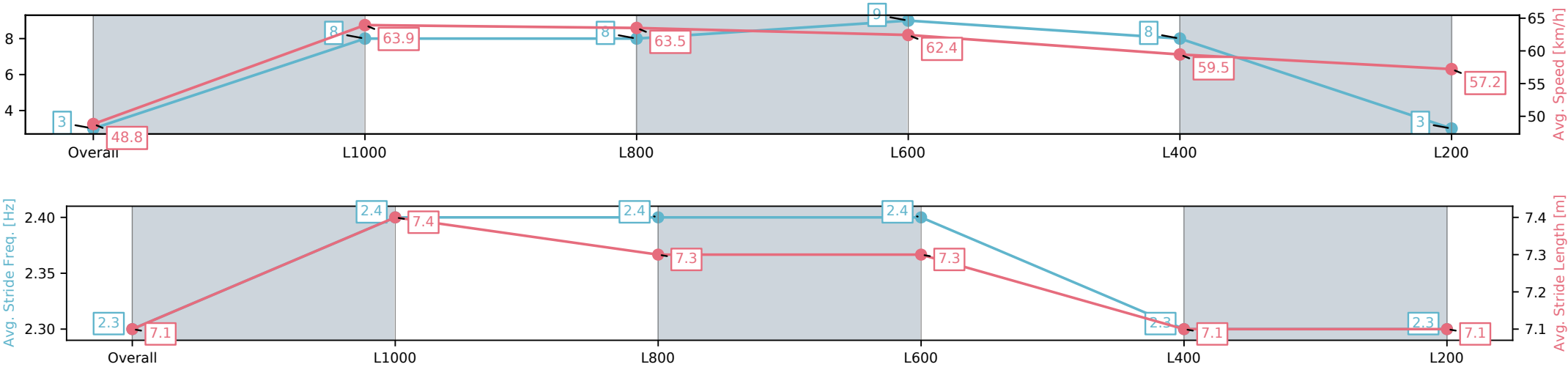
Race 7: Sportsbet Photo Finish Refund Benchmark 56
Handicap - 1200m

04 January 2026 - 4:35PM

Track Rating: Good 4, Weather: Fine, Rail Position: +3m W/
Post-400m, True Remainder



Section	Overall	L1000	L800	L600	L400	L200
Section Times	1:14.35[3] (0:14.74)	0:59.61[8] (0:11.45)	0:48.16[8] (0:11.63)	0:36.53[9] (0:11.72)	0:24.81[8] (0:12.23)	0:12.58[3] (0:12.57)
Average Speed [km/h]	48.8	63.9	63.5	62.4	59.5	57.2
Top Speed [km/h]	64.4	65.2	64.5	62.6	62.1	58.3
Avg. Dist. to Rail [m]	7.6	5.7	5.6	3.5	3.0	4.8
Avg. Stride Freq. [Hz]	2.3	2.4	2.4	2.4	2.3	2.3
Avg. Stride Length [m]	7.1	7.4	7.3	7.3	7.1	7.1



[] Ranking at each section and finish
-:-:- No data available at this section
NA No data available

Horse/Jockey Name	BROOKLYN BABY/Kayla Crowther
Finish Rank	4
Fastest Section Time (Section)	0:11.17 (L1000)
Top Speed [km/h] (Section)	67.3 (Overall)
Race State	Finished



Strathalbyn-Professional-2026-01-04

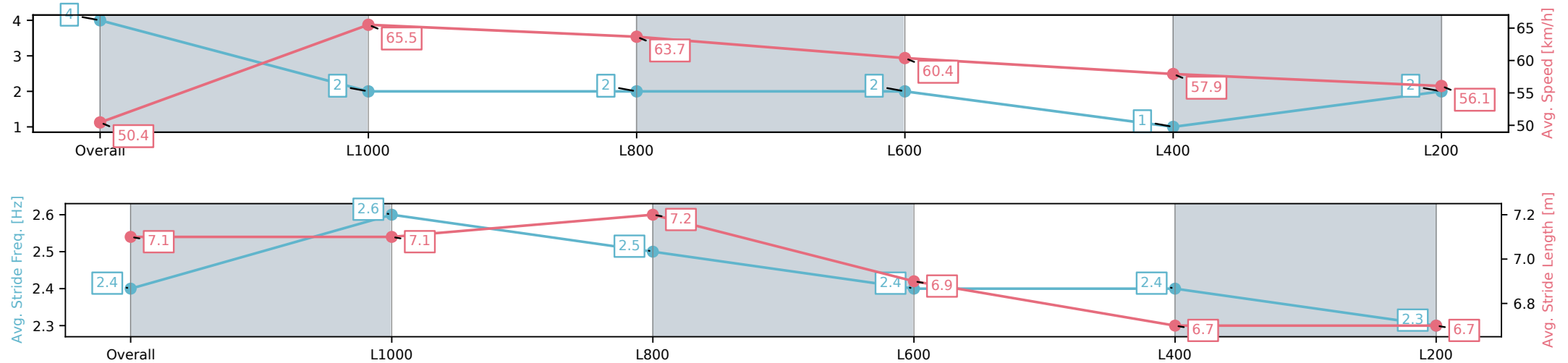
Race 7: Sportsbet Photo Finish Refund Benchmark 56
Handicap - 1200m

04 January 2026 - 4:35PM

Track Rating: Good 4, Weather: Fine, Rail Position: +3m W/
Post-400m, True Remainder



Section	Overall	L1000	L800	L600	L400	L200
Section Times	1:14.47[4] (0:14.27)	1:00.20[2] (0:11.17)	0:49.03[2] (0:11.64)	0:37.39[2] (0:12.05)	0:25.34[1] (0:12.48)	0:12.86[2] (0:12.86)
Average Speed [km/h]	50.4	65.5	63.7	60.4	57.9	56.1
Top Speed [km/h]	67.0	67.3	64.4	63.5	60.4	57.1
Avg. Dist. to Rail [m]	10.2	6.0	5.8	3.4	0.7	2.1
Avg. Stride Freq. [Hz]	2.4	2.6	2.5	2.4	2.4	2.3
Avg. Stride Length [m]	7.1	7.1	7.2	6.9	6.7	6.7



[] Ranking at each section and finish
-:-:- No data available at this section
NA No data available

Horse/Jockey Name	PRINCE KURO/Lauren Stojakovic
Finish Rank	5
Fastest Section Time (Section)	0:11.19 (L1000)
Top Speed [km/h] (Section)	66.9 (Overall)
Race State	Finished



Strathalbyn-Professional-2026-01-04

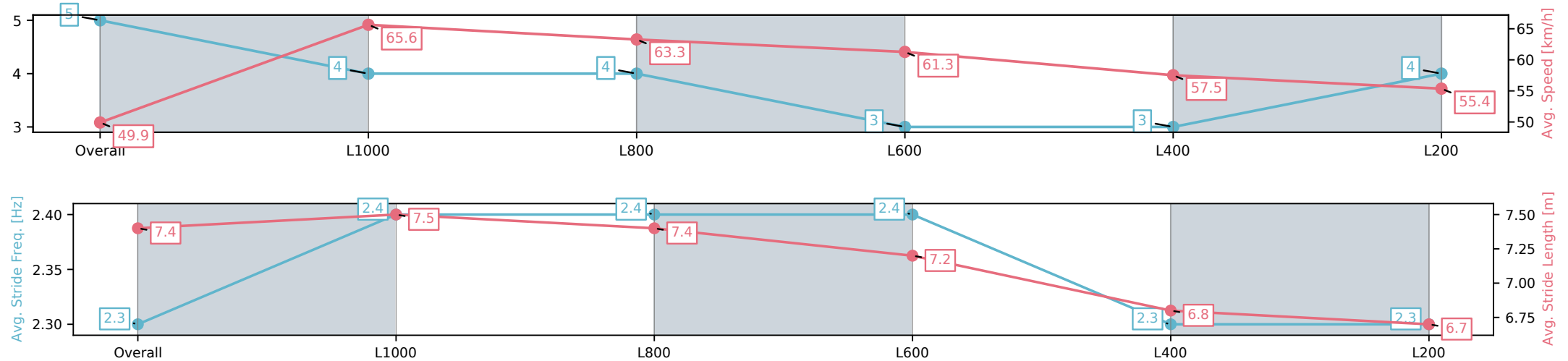
Race 7: Sportsbet Photo Finish Refund Benchmark 56
Handicap - 1200m

04 January 2026 - 4:35PM

Track Rating: Good 4, Weather: Fine, Rail Position: +3m W/
Post-400m, True Remainder



Section	Overall	L1000	L800	L600	L400	L200
Section Times	1:14.80[5] (0:14.44)	1:00.36[4] (0:11.19)	0:49.17[4] (0:11.67)	0:37.50[3] (0:11.95)	0:25.55[3] (0:12.56)	0:12.98[4] (0:12.98)
Average Speed [km/h]	49.9	65.6	63.3	61.3	57.5	55.4
Top Speed [km/h]	66.9	66.7	65.3	62.7	59.8	56.3
Avg. Dist. to Rail [m]	11.6	6.5	5.5	4.0	1.3	2.3
Avg. Stride Freq. [Hz]	2.3	2.4	2.4	2.4	2.3	2.3
Avg. Stride Length [m]	7.4	7.5	7.4	7.2	6.8	6.7



[] Ranking at each section and finish
-:-:- No data available at this section
NA No data available

Horse/Jockey Name	TI TREE ROYAL/Connor Murtagh
Finish Rank	6
Fastest Section Time (Section)	0:11.24 (L1000)
Top Speed [km/h] (Section)	66.4 (Overall)
Race State	Finished



Strathalbyn-Professional-2026-01-04

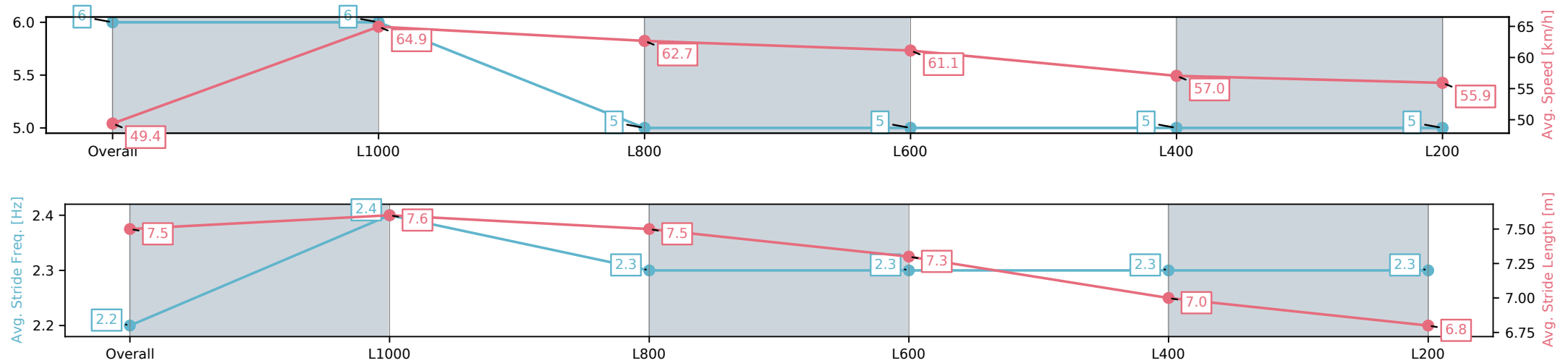
Race 7: Sportsbet Photo Finish Refund Benchmark 56
Handicap - 1200m

04 January 2026 - 4:35PM

Track Rating: Good 4, Weather: Fine, Rail Position: +3m W/
Post-400m, True Remainder



Section	Overall	L1000	L800	L600	L400	L200
Section Times	1:14.87[6] (0:14.57)	1:00.29[6] (0:11.24)	0:49.05[5] (0:11.71)	0:37.34[5] (0:11.92)	0:25.42[5] (0:12.49)	0:12.93[5] (0:12.93)
Average Speed [km/h]	49.4	64.9	62.7	61.1	57.0	55.9
Top Speed [km/h]	66.3	66.4	63.9	63.6	60.1	56.5
Avg. Dist. to Rail [m]	5.6	5.2	4.1	1.9	1.3	0.7
Avg. Stride Freq. [Hz]	2.2	2.4	2.3	2.3	2.3	2.3
Avg. Stride Length [m]	7.5	7.6	7.5	7.3	7.0	6.8



[] Ranking at each section and finish
-:-:- No data available at this section
NA No data available

Horse/Jockey Name	PEPERONCINO/Sairyn Fawke
Finish Rank	7
Fastest Section Time (Section)	0:11.38 (L1000)
Top Speed [km/h] (Section)	65.5 (Overall)
Race State	Finished



Strathalbyn-Professional-2026-01-04

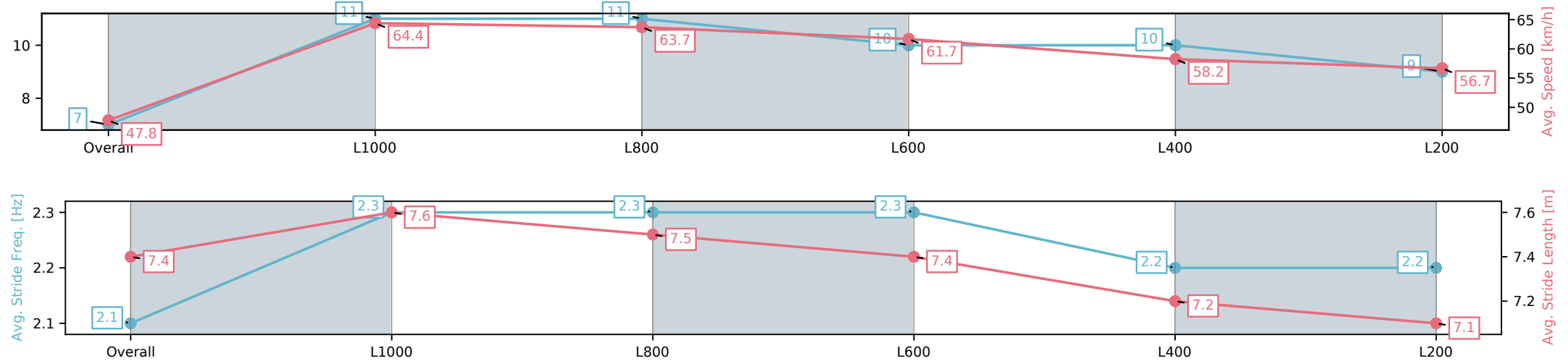
Race 7: Sportsbet Photo Finish Refund Benchmark 56
Handicap - 1200m

04 January 2026 - 4:35PM

Track Rating: Good 4, Weather: Fine, Rail Position: +3m W/
Post-400m, True Remainder



Section	Overall	L1000	L800	L600	L400	L200
Section Times	1:15.04[7] (0:15.13)	0:59.91[11] (0:11.38)	0:48.53[11] (0:11.57)	0:36.95[10] (0:11.83)	0:25.12[10] (0:12.41)	0:12.71[9] (0:12.71)
Average Speed [km/h]	47.8	64.4	63.7	61.7	58.2	56.7
Top Speed [km/h]	65.1	65.5	64.5	63.2	61.1	57.2
Avg. Dist. to Rail [m]	12.6	6.6	5.4	3.3	1.6	4.0
Avg. Stride Freq. [Hz]	2.1	2.3	2.3	2.3	2.2	2.2
Avg. Stride Length [m]	7.4	7.6	7.5	7.4	7.2	7.1



[] Ranking at each section and finish
-:-:- No data available at this section
NA No data available

Horse/Jockey Name	LAPILLI/Jason Holder
Finish Rank	8
Fastest Section Time (Section)	0:11.40 (L1000)
Top Speed [km/h] (Section)	65.5 (Overall)
Race State	Finished



Strathalbyn-Professional-2026-01-04

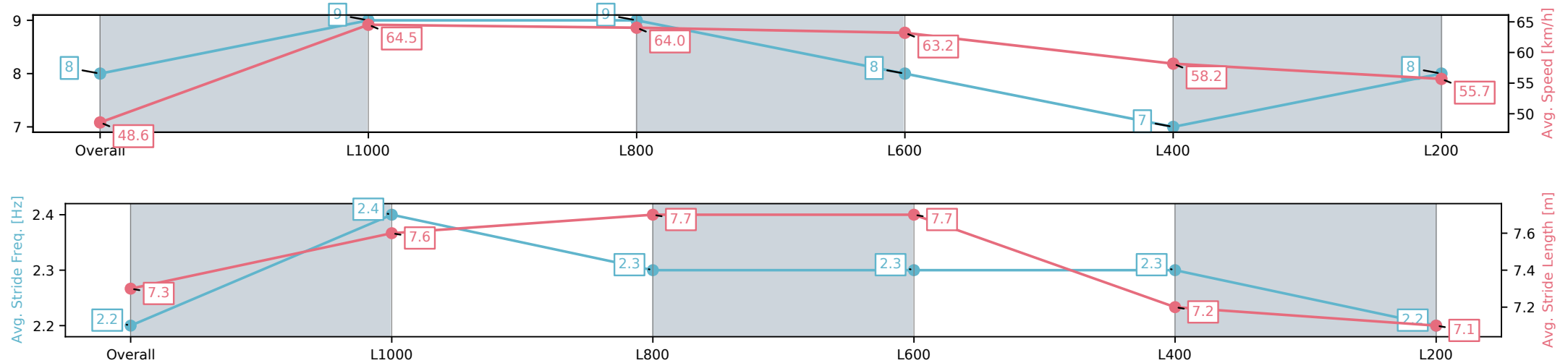
Race 7: Sportsbet Photo Finish Refund Benchmark 56
Handicap - 1200m

04 January 2026 - 4:35PM

Track Rating: Good 4, Weather: Fine, Rail Position: +3m W/
Post-400m, True Remainder



Section	Overall	L1000	L800	L600	L400	L200
Section Times	1:15.04[8] (0:14.80)	1:00.24[9] (0:11.40)	0:48.84[9] (0:11.62)	0:37.22[8] (0:11.71)	0:25.51[7] (0:12.60)	0:12.91[8] (0:12.91)
Average Speed [km/h]	48.6	64.5	64.0	63.2	58.2	55.7
Top Speed [km/h]	65.0	65.5	65.0	64.5	60.6	56.9
Avg. Dist. to Rail [m]	9.8	7.1	7.7	6.2	4.7	6.8
Avg. Stride Freq. [Hz]	2.2	2.4	2.3	2.3	2.3	2.2
Avg. Stride Length [m]	7.3	7.6	7.7	7.7	7.2	7.1



[] Ranking at each section and finish
-:-:- No data available at this section
NA No data available

Horse/Jockey Name	REAL VALENTIA/Caitlyn Munro
Finish Rank	9
Fastest Section Time (Section)	0:11.27 (L1000)
Top Speed [km/h] (Section)	66.9 (Overall)
Race State	Finished



Strathalbyn-Professional-2026-01-04

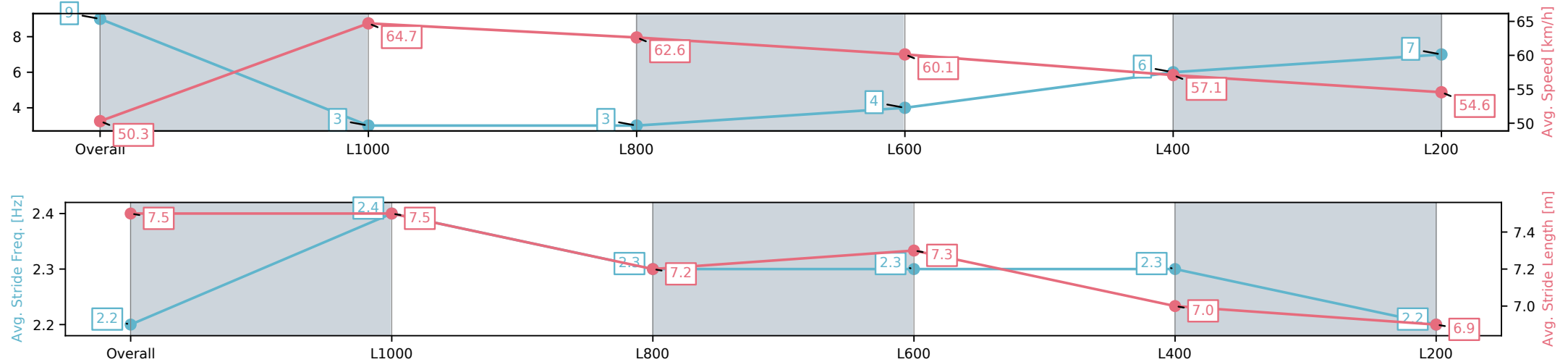
Race 7: Sportsbet Photo Finish Refund Benchmark 56
Handicap - 1200m

04 January 2026 - 4:35PM

Track Rating: Good 4, Weather: Fine, Rail Position: +3m W/
Post-400m, True Remainder



Section	Overall	L1000	L800	L600	L400	L200
Section Times	1:15.25[9] (0:14.28)	1:00.96[3] (0:11.27)	0:49.69[3] (0:11.78)	0:37.91[4] (0:12.11)	0:25.80[6] (0:12.64)	0:13.16[7] (0:13.16)
Average Speed [km/h]	50.3	64.7	62.6	60.1	57.1	54.6
Top Speed [km/h]	66.9	66.0	63.7	61.8	58.3	56.5
Avg. Dist. to Rail [m]	5.5	4.7	4.7	2.6	0.6	1.1
Avg. Stride Freq. [Hz]	2.2	2.4	2.3	2.3	2.3	2.2
Avg. Stride Length [m]	7.5	7.5	7.2	7.3	7.0	6.9



Horse/Jockey Name	CHESTERAY/Stacey Metcalfe
Finish Rank	10
Fastest Section Time (Section)	0:11.17 (L1000)
Top Speed [km/h] (Section)	67.6 (Overall)
Race State	Finished



Strathalbyn-Professional-2026-01-04

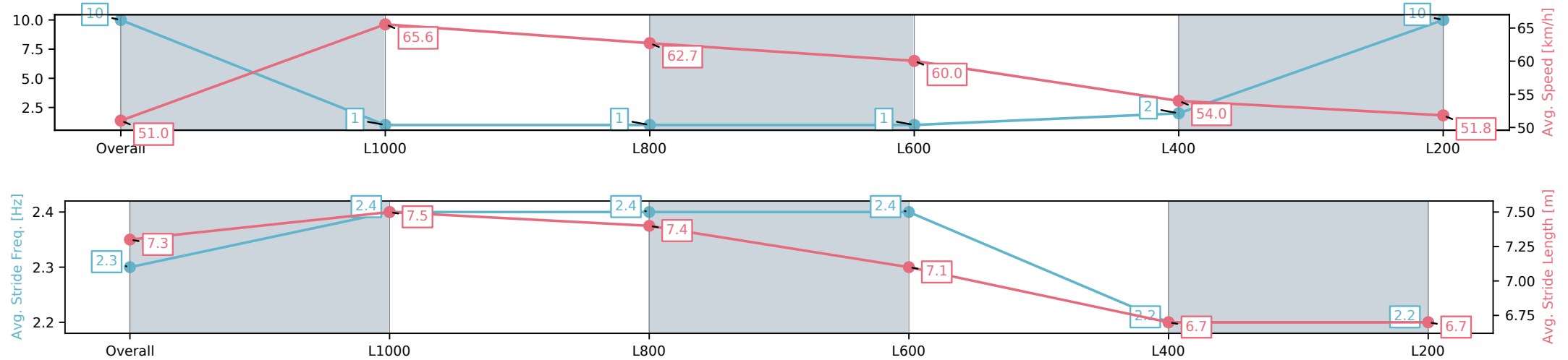
Race 7: Sportsbet Photo Finish Refund Benchmark 56
Handicap - 1200m

04 January 2026 - 4:35PM

Track Rating: Good 4, Weather: Fine, Rail Position: +3m W/
Post-400m, True Remainder



Section	Overall	L1000	L800	L600	L400	L200
Section Times	1:16.36[10] (0:14.11)	1:02.25[1] (0:11.17)	0:51.08[1] (0:11.74)	0:39.34[1] (0:12.14)	0:27.20[2] (0:13.32)	0:13.88[10] (0:13.88)
Average Speed [km/h]	51.0	65.6	62.7	60.0	54.0	51.8
Top Speed [km/h]	67.6	67.6	63.9	62.1	57.9	53.1
Avg. Dist. to Rail [m]	8.5	5.0	4.6	3.1	0.3	0.6
Avg. Stride Freq. [Hz]	2.3	2.4	2.4	2.4	2.2	2.2
Avg. Stride Length [m]	7.3	7.5	7.4	7.1	6.7	6.7



[] Ranking at each section and finish
-:-:- No data available at this section
NA No data available

Horse/Jockey Name	PRETENTIOUS LASS/Alana Livesey
Finish Rank	11
Fastest Section Time (Section)	0:11.38 (L1000)
Top Speed [km/h] (Section)	65.6 (Overall)
Race State	Finished



Strathalbyn-Professional-2026-01-04

Race 7: Sportsbet Photo Finish Refund Benchmark 56
Handicap - 1200m

04 January 2026 - 4:35PM

Track Rating: Good 4, Weather: Fine, Rail Position: +3m W/
Post-400m, True Remainder



Section	Overall	L1000	L800	L600	L400	L200
Section Times	1:21.01[11] (0:14.52)	1:06.49[5] (0:11.38)	0:55.11[7] (0:11.84)	0:43.27[7] (0:12.37)	0:30.90[11] (0:14.21)	0:16.69[11] (0:16.69)
Average Speed [km/h]	49.6	64.1	62.4	58.9	50.6	43.2
Top Speed [km/h]	65.6	65.4	63.1	61.3	57.0	46.0
Avg. Dist. to Rail [m]	5.3	4.8	5.1	2.9	0.4	1.4
Avg. Stride Freq. [Hz]	2.6	2.7	2.7	2.7	2.5	2.3
Avg. Stride Length [m]	6.4	6.6	6.4	6.1	5.6	5.3

