



RACINGSA

Strathalbyn-Professional-2026-01-04

Race 5: Roadside Services and Solutions Rating 0 - 56 Handicap - 1600m

04 January 2026 - 3:19PM

Track Rating: Good 4, Weather: Fine, Rail Position: +3m W/Post-400m, True Remainder



Section Field Times							Overall	L1400	L1200	L1000	L800	L600			
							1:38.96 (0:13.40)	1:25.56 (0:11.19)	1:14.37 (0:11.76)	1:02.61 (0:12.40)	0:50.21 (0:12.67)	0:37.55 (0:12.15)			
Position	#	Horse/Jockey	Barrier	Top Speed [km/h]	Fastest Section	First 400m									Distance Travelled From Winner [m]
1	10	THE ICE CUTTER	6	63.6	0:11.68	0:25.91	1:38.97	1:24.73 [10]	1:13.05 [10]	1:01.10 [10]	0:48.96 [9]	0:36.73 [9]			
		Brooke King		1600-1400	1400-1200		(0:14.23)	(0:11.68)	(0:11.95)	(0:12.14)	(0:12.23)	(0:12.07)			
2	2	FRANCE'S BOY	3	65.9	0:11.24	0:24.77	1:39.08	1:25.55 [2]	1:14.31 [2]	1:02.55 [2]	0:50.15 [2]	0:37.56 [2]		-9	
		Campbell Rawiller		1600-1400	1400-1200		(0:13.53)	(0:11.24)	(0:11.76)	(0:12.40)	(0:12.59)	(0:12.04)			
3	6	SOMEWHERE SOON	4	66.3	0:11.32	0:25.46	1:39.11	1:24.97 [8]	1:13.65 [8]	1:01.76 [8]	0:49.35 [8]	0:36.92 [8]		-3	
		Taylor Johnstone		1600-1400	1400-1200		(0:14.14)	(0:11.32)	(0:11.89)	(0:12.41)	(0:12.43)	(0:12.24)			
4	11	SHADOW HAWK	10	65.7	0:11.49	0:25.28	1:39.13	1:25.33 [6]	1:13.84 [6]	1:02.08 [7]	0:49.67 [7]	0:37.09 [7]		-2	
		Caitlin Tootell		1600-1400	1400-1200		(0:13.80)	(0:11.49)	(0:11.76)	(0:12.41)	(0:12.57)	(0:12.17)			
5	7	DRAGONFACE	5	66.3	0:11.37	0:25.16	1:39.64	1:25.85 [5]	1:14.48 [5]	1:02.66 [5]	0:50.30 [6]	0:37.66 [6]		-7	
		Caitlyn Munro		1600-1400	1400-1200		(0:13.79)	(0:11.37)	(0:11.82)	(0:12.36)	(0:12.64)	(0:12.24)			
6	1	BLUE SPECIAL	9	66.7	0:11.25	0:24.99	1:39.96	1:26.22 [4]	1:14.97 [4]	1:03.17 [4]	0:50.82 [4]	0:38.19 [4]		-3	
		Connor Murtagh		1600-1400	1400-1200		(0:13.74)	(0:11.25)	(0:11.80)	(0:12.35)	(0:12.63)	(0:12.14)			
7	9	NIGHT CRUISER	2	66.4	0:11.19	0:24.57	1:40.92	1:27.53 [1]	1:16.34 [1]	1:04.57 [1]	0:52.18 [1]	0:39.51 [1]		-12	
		Ben Price		1600-1400	1400-1200		(0:13.39)	(0:11.19)	(0:11.77)	(0:12.39)	(0:12.67)	(0:12.34)			
8	4	MAPLEWAY	7	67.4	0:11.47	0:25.66	1:40.99	1:26.80 [9]	1:15.33 [9]	1:03.33 [9]	0:50.99 [10]	0:38.54 [10]		+1	
		Jason Holder		1600-1400	1400-1200		(0:14.19)	(0:11.47)	(0:12.00)	(0:12.34)	(0:12.45)	(0:12.11)			
9	13	SAM'S REWARD	8	65.0	0:11.42	0:25.43	1:42.26	1:28.25 [7]	1:16.83 [7]	1:05.27 [6]	0:52.99 [5]	0:40.48 [5]		-2	
		Alyssa Webb		1600-1400	1400-1200		(0:14.01)	(0:11.42)	(0:11.56)	(0:12.28)	(0:12.51)	(0:12.45)			
10	12	OUR FORTUNA	1	66.1	0:11.18	0:24.89	1:42.47	1:28.76 [3]	1:17.58 [3]	1:05.82 [3]	0:53.47 [3]	0:40.70 [3]		-12	
		Lauren Stojakovic		1600-1400	1400-1200		(0:13.71)	(0:11.18)	(0:11.76)	(0:12.35)	(0:12.77)	(0:12.69)			

Scratched: Mr Trafficanti (#3), Dora Aurora (#5), Unwind (#8)

Report Created: Sun 04 January 2026 19:19:12 GMT+11 (Note: Timing is based on positional data)

Page 1/12

[] Position in running at each section and finish
-:-:- No data available at this section
NA No data available
■ Background shading for fastest section

Saddle cloth number
DNF Did not finish
DNT Did not track



Strathalbyn-Professional-2026-01-04

Race 5: Roadside Services and Solutions Rating 0 - 56 Handicap - 1600m

04 January 2026 - 3:19PM

Track Rating: Good 4, Weather: Fine, Rail Position: +3m W/Post-400m, True Remainder



Section

Field Times

Section Field Times								L400 0:25.39 (0:12.67)	L200 0:12.73 (0:12.73)						
Position	#	Horse/Jockey	Barrier	Top Speed [km/h]	Fastest Section	First 400m	Margin								Distance Travelled From Winner [m]
1	10	THE ICE CUTTER	6	63.6	0:11.68	0:25.91	0:24.66 [7]	0:12.38 [2]	1:38.97						
		Brooke King		1600-1400	1400-1200		(0:12.28)	(0:12.38)							
2	2	FRANCE'S BOY	3	65.9	0:11.24	0:24.77	0:25.52 [1]	0:12.85 [1]	0.74L					-9	
		Campbell Rawiller		1600-1400	1400-1200		(0:12.67)	(0:12.85)							
3	6	SOMEWHERE SOON	4	66.3	0:11.32	0:25.46	0:24.68 [8]	0:12.12 [6]	0.91L					-3	
		Taylor Johnstone		1600-1400	1400-1200		(0:12.56)	(0:12.12)							
4	11	SHADOW HAWK	10	65.7	0:11.49	0:25.28	0:24.92 [4]	0:12.53 [3]	1.0L					-2	
		Caitlin Tootell		1600-1400	1400-1200		(0:12.39)	(0:12.53)							
5	7	DRAGONFACE	5	66.3	0:11.37	0:25.16	0:25.42 [5]	0:12.62 [7]	4.22L					-7	
		Caitlyn Munro		1600-1400	1400-1200		(0:12.80)	(0:12.62)							
6	1	BLUE SPECIAL	9	66.7	0:11.25	0:24.99	0:26.05 [3]	0:13.07 [5]	6.22L					-3	
		Connor Murtagh		1600-1400	1400-1200		(0:12.98)	(0:13.07)							
7	9	NIGHT CRUISER	2	66.4	0:11.19	0:24.57	0:27.17 [2]	0:14.27 [4]	12.24L					-12	
		Ben Price		1600-1400	1400-1200		(0:12.90)	(0:14.27)							
8	4	MAPLEWAY	7	67.4	0:11.47	0:25.66	0:26.43 [10]	0:13.46 [8]	12.68L					+1	
		Jason Holder		1600-1400	1400-1200		(0:12.97)	(0:13.46)							
9	13	SAM'S REWARD	8	65.0	0:11.42	0:25.43	0:28.03 [6]	0:14.49 [9]	20.56L					-2	
		Alyssa Webb		1600-1400	1400-1200		(0:13.54)	(0:14.49)							
10	12	OUR FORTUNA	1	66.1	0:11.18	0:24.89	0:28.01 [9]	0:14.23 [10]	21.9L					-12	
		Lauren Stojakovic		1600-1400	1400-1200		(0:13.78)	(0:14.23)							

Scratched: Mr Trafficanti (#3), Dora Aurora (#5), Unwind (#8)

Report Created: Sun 04 January 2026 19:19:12 GMT+11 (Note: Timing is based on positional data)

Page 2/12

[] Position in running at each section and finish
-:-:- No data available at this section
NA No data available
█ Background shading for fastest section

Saddle cloth number
DNF Did not finish
DNT Did not track

data processed by  TRIPLESDATA

Horse/Jockey Name	THE ICE CUTTER/Brooke King
Finish Rank	1
Fastest Section Time (Section)	0:11.68 (L1400)
Top Speed [km/h] (Section)	63.6 (Overall)
Race State	Finished



Strathalbyn-Professional-2026-01-04

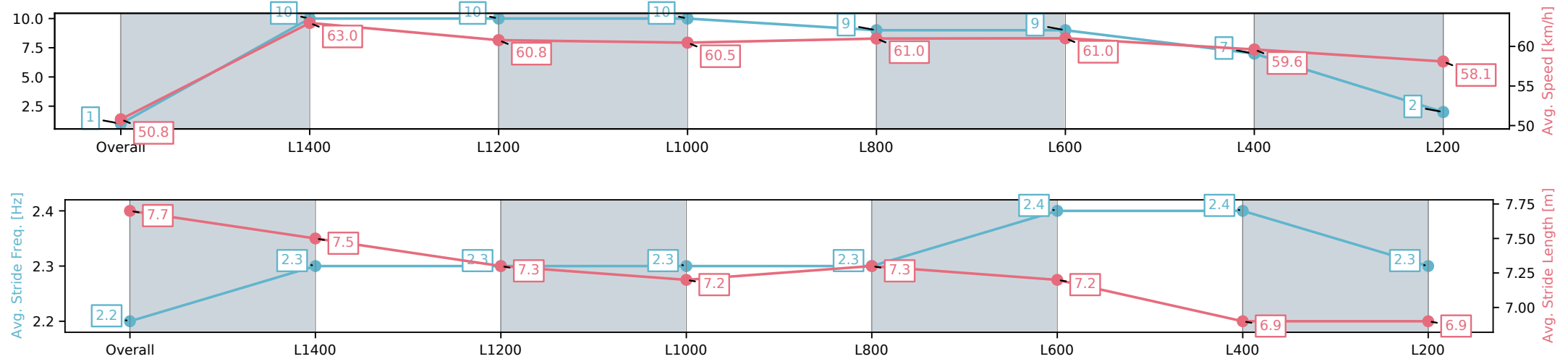
Race 5: Roadside Services and Solutions Rating 0 - 56
Handicap - 1600m

04 January 2026 - 3:19PM

Track Rating: Good 4, Weather: Fine, Rail Position: +3m W/
Post-400m, True Remainder



Section	Overall	L1400	L1200	L1000	L800	L600	L400	L200
Section Times	1:38.96[1] (0:14.23)	1:24.73[10] (0:11.68)	1:13.05[10] (0:11.95)	1:01.10[10] (0:12.14)	0:48.96[9] (0:12.23)	0:36.73[9] (0:12.07)	0:24.66[7] (0:12.28)	0:12.38[2] (0:12.38)
Average Speed [km/h]	50.8	63.0	60.8	60.5	61.0	61.0	59.6	58.1
Top Speed [km/h]	62.2	63.6	61.9	61.8	61.6	61.8	60.5	59.7
Avg. Dist. to Rail [m]	6.2	4.2	6.5	7.4	7.3	6.5	3.7	4.4
Avg. Stride Freq. [Hz]	2.2	2.3	2.3	2.3	2.3	2.4	2.4	2.3
Avg. Stride Length [m]	7.7	7.5	7.3	7.2	7.3	7.2	6.9	6.9



[] Ranking at each section and finish
-:-:- No data available at this section
NA No data available

Horse/Jockey Name	FRANCE'S BOY/Campbell Rawiller
Finish Rank	2
Fastest Section Time (Section)	0:11.24 (L1400)
Top Speed [km/h] (Section)	65.9 (Overall)
Race State	Finished



Strathalbyn-Professional-2026-01-04

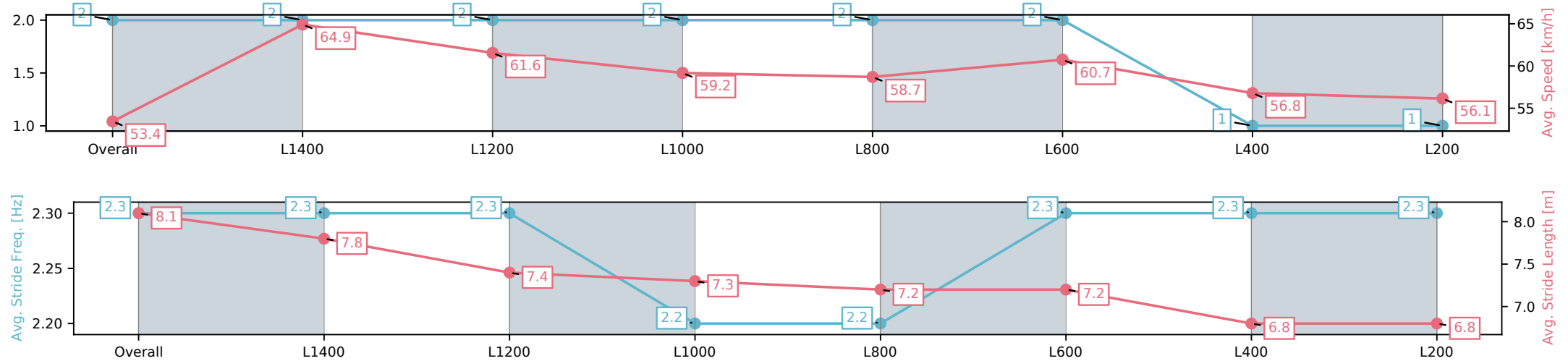
Race 5: Roadside Services and Solutions Rating 0 - 56
Handicap - 1600m

04 January 2026 - 3:19PM

Track Rating: Good 4, Weather: Fine, Rail Position: +3m W/
Post-400m, True Remainder



Section	Overall	L1400	L1200	L1000	L800	L600	L400	L200
Section Times	1:39.08[2] (0:13.53)	1:25.55[2] (0:11.24)	1:14.31[2] (0:11.76)	1:02.55[2] (0:12.40)	0:50.15[2] (0:12.59)	0:37.56[2] (0:12.04)	0:25.52[1] (0:12.67)	0:12.85[1] (0:12.85)
Average Speed [km/h]	53.4	64.9	61.6	59.2	58.7	60.7	56.8	56.1
Top Speed [km/h]	65.3	65.9	63.7	60.4	59.8	61.7	59.7	56.3
Avg. Dist. to Rail [m]	4.4	2.9	5.2	5.9	5.8	3.6	0.5	1.9
Avg. Stride Freq. [Hz]	2.3	2.3	2.3	2.2	2.2	2.3	2.3	2.3
Avg. Stride Length [m]	8.1	7.8	7.4	7.3	7.2	7.2	6.8	6.8



[] Ranking at each section and finish
-:-:- No data available at this section
NA No data available

Horse/Jockey Name	SOMEWHERE SOON/Taylor Johnstone
Finish Rank	3
Fastest Section Time (Section)	0:11.32 (L1400)
Top Speed [km/h] (Section)	66.3 (Overall)
Race State	Finished



Strathalbyn-Professional-2026-01-04

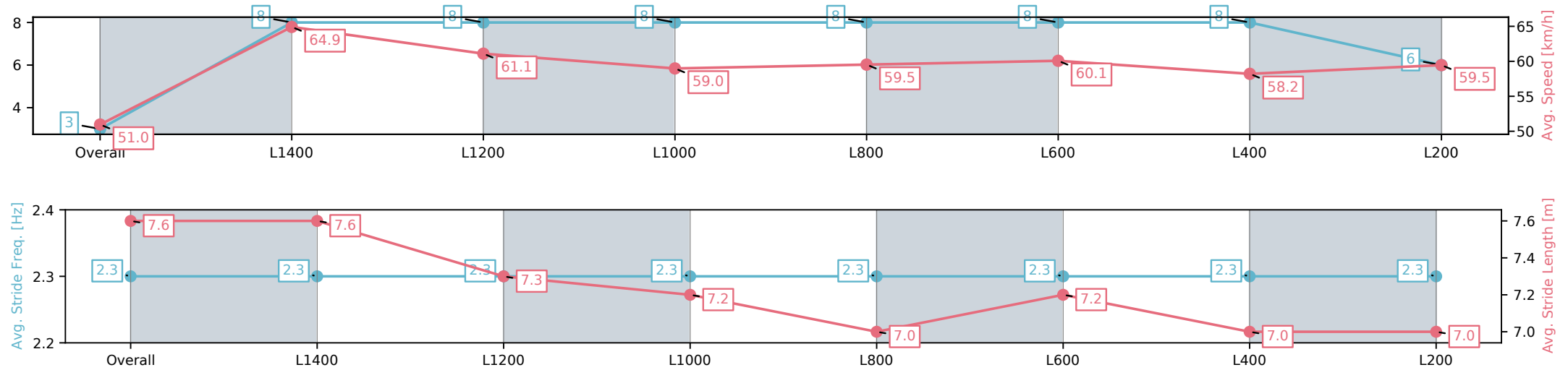
Race 5: Roadside Services and Solutions Rating 0 - 56
Handicap - 1600m

04 January 2026 - 3:19PM

Track Rating: Good 4, Weather: Fine, Rail Position: +3m W/
Post-400m, True Remainder



Section	Overall	L1400	L1200	L1000	L800	L600	L400	L200
Section Times	1:39.11[3] (0:14.14)	1:24.97[8] (0:11.32)	1:13.65[8] (0:11.89)	1:01.76[8] (0:12.41)	0:49.35[8] (0:12.43)	0:36.92[8] (0:12.24)	0:24.68[8] (0:12.56)	0:12.12[6] (0:12.12)
Average Speed [km/h]	51.0	64.9	61.1	59.0	59.5	60.1	58.2	59.5
Top Speed [km/h]	63.8	66.3	62.2	61.1	60.7	60.9	59.3	59.9
Avg. Dist. to Rail [m]	4.4	3.6	6.1	6.2	6.4	5.4	3.6	4.6
Avg. Stride Freq. [Hz]	2.3	2.3	2.3	2.3	2.3	2.3	2.3	2.3
Avg. Stride Length [m]	7.6	7.6	7.3	7.2	7.0	7.2	7.0	7.0



[] Ranking at each section and finish
-:-:- No data available at this section
NA No data available

Horse/Jockey Name	SHADOW HAWK/Caitlin Tootell
Finish Rank	4
Fastest Section Time (Section)	0:11.49 (L1400)
Top Speed [km/h] (Section)	65.7 (Overall)
Race State	Finished



Strathalbyn-Professional-2026-01-04

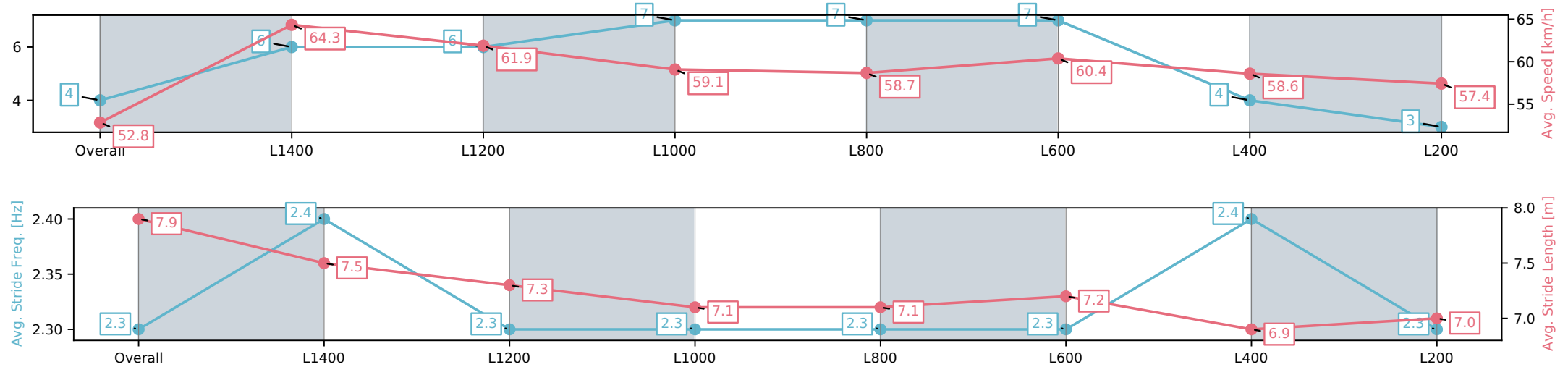
Race 5: Roadside Services and Solutions Rating 0 - 56
Handicap - 1600m

04 January 2026 - 3:19PM

Track Rating: Good 4, Weather: Fine, Rail Position: +3m W/
Post-400m, True Remainder



Section	Overall	L1400	L1200	L1000	L800	L600	L400	L200
Section Times	1:39.13[4] (0:13.80)	1:25.33[6] (0:11.49)	1:13.84[6] (0:11.76)	1:02.08[7] (0:12.41)	0:49.67[7] (0:12.57)	0:37.09[7] (0:12.17)	0:24.92[4] (0:12.39)	0:12.53[3] (0:12.53)
Average Speed [km/h]	52.8	64.3	61.9	59.1	58.7	60.4	58.6	57.4
Top Speed [km/h]	65.1	65.7	62.6	60.3	59.6	60.9	60.5	58.8
Avg. Dist. to Rail [m]	10.7	6.0	6.2	5.9	6.0	4.6	2.6	3.6
Avg. Stride Freq. [Hz]	2.3	2.4	2.3	2.3	2.3	2.3	2.4	2.3
Avg. Stride Length [m]	7.9	7.5	7.3	7.1	7.1	7.2	6.9	7.0



[] Ranking at each section and finish
-:-:- No data available at this section
NA No data available

Horse/Jockey Name	DRAGONFACE/Caitlyn Munro
Finish Rank	5
Fastest Section Time (Section)	0:11.37 (L1400)
Top Speed [km/h] (Section)	66.3 (Overall)
Race State	Finished



Strathalbyn-Professional-2026-01-04

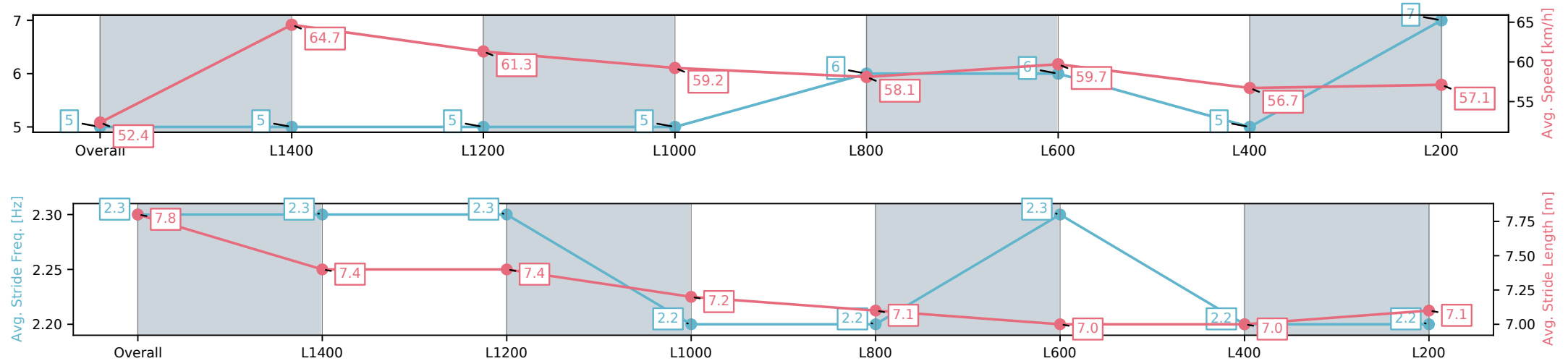
Race 5: Roadside Services and Solutions Rating 0 - 56
Handicap - 1600m

04 January 2026 - 3:19PM

Track Rating: Good 4, Weather: Fine, Rail Position: +3m W/
Post-400m, True Remainder



Section	Overall	L1400	L1200	L1000	L800	L600	L400	L200
Section Times	1:39.64[5] (0:13.79)	1:25.85[5] (0:11.37)	1:14.48[5] (0:11.82)	1:02.66[5] (0:12.36)	0:50.30[6] (0:12.64)	0:37.66[6] (0:12.24)	0:25.42[5] (0:12.80)	0:12.62[7] (0:12.62)
Average Speed [km/h]	52.4	64.7	61.3	59.2	58.1	59.7	56.7	57.1
Top Speed [km/h]	64.6	66.3	63.2	61.1	58.8	60.4	59.6	57.4
Avg. Dist. to Rail [m]	6.1	4.0	5.2	4.7	5.0	3.8	1.8	3.5
Avg. Stride Freq. [Hz]	2.3	2.3	2.3	2.2	2.2	2.3	2.2	2.2
Avg. Stride Length [m]	7.8	7.4	7.4	7.2	7.1	7.0	7.0	7.1



[] Ranking at each section and finish
-:-:- No data available at this section
NA No data available

Horse/Jockey Name	BLUE SPECIAL/Connor Murtagh
Finish Rank	6
Fastest Section Time (Section)	0:11.25 (L1400)
Top Speed [km/h] (Section)	66.7 (Overall)
Race State	Finished



Strathalbyn-Professional-2026-01-04

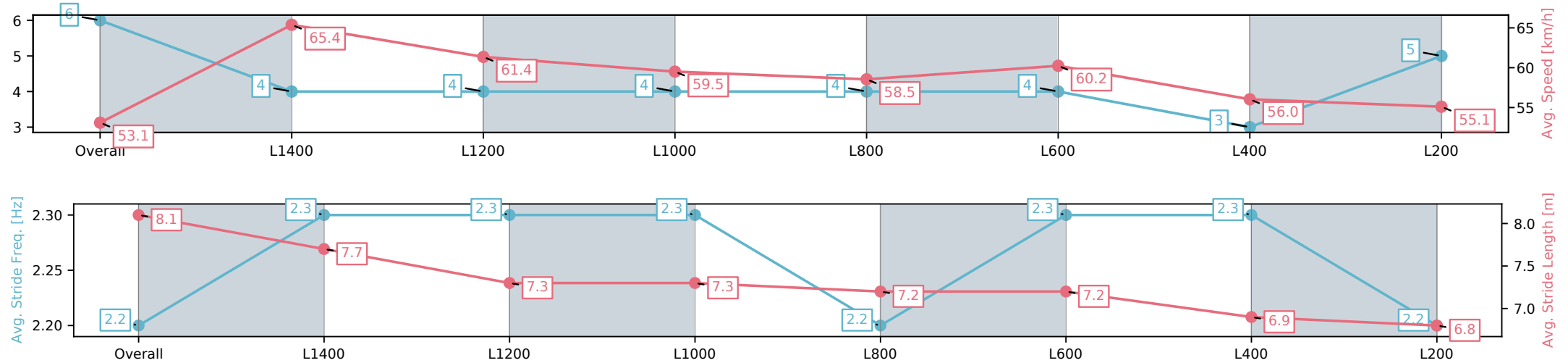
Race 5: Roadside Services and Solutions Rating 0 - 56
Handicap - 1600m

04 January 2026 - 3:19PM

Track Rating: Good 4, Weather: Fine, Rail Position: +3m W/
Post-400m, True Remainder



Section	Overall	L1400	L1200	L1000	L800	L600	L400	L200
Section Times	1:39.96[6] (0:13.74)	1:26.22[4] (0:11.25)	1:14.97[4] (0:11.80)	1:03.17[4] (0:12.35)	0:50.82[4] (0:12.63)	0:38.19[4] (0:12.14)	0:26.05[3] (0:12.98)	0:13.07[5] (0:13.07)
Average Speed [km/h]	53.1	65.4	61.4	59.5	58.5	60.2	56.0	55.1
Top Speed [km/h]	66.6	66.7	63.7	60.0	60.0	60.8	59.2	56.3
Avg. Dist. to Rail [m]	10.0	4.8	6.3	5.9	6.2	4.1	1.7	3.0
Avg. Stride Freq. [Hz]	2.2	2.3	2.3	2.3	2.2	2.3	2.3	2.2
Avg. Stride Length [m]	8.1	7.7	7.3	7.3	7.2	7.2	6.9	6.8



[] Ranking at each section and finish
-:-:- No data available at this section
NA No data available

Horse/Jockey Name	NIGHT CRUISER/Ben Price
Finish Rank	7
Fastest Section Time (Section)	0:11.19 (L1400)
Top Speed [km/h] (Section)	66.4 (Overall)
Race State	Finished



Strathalbyn-Professional-2026-01-04

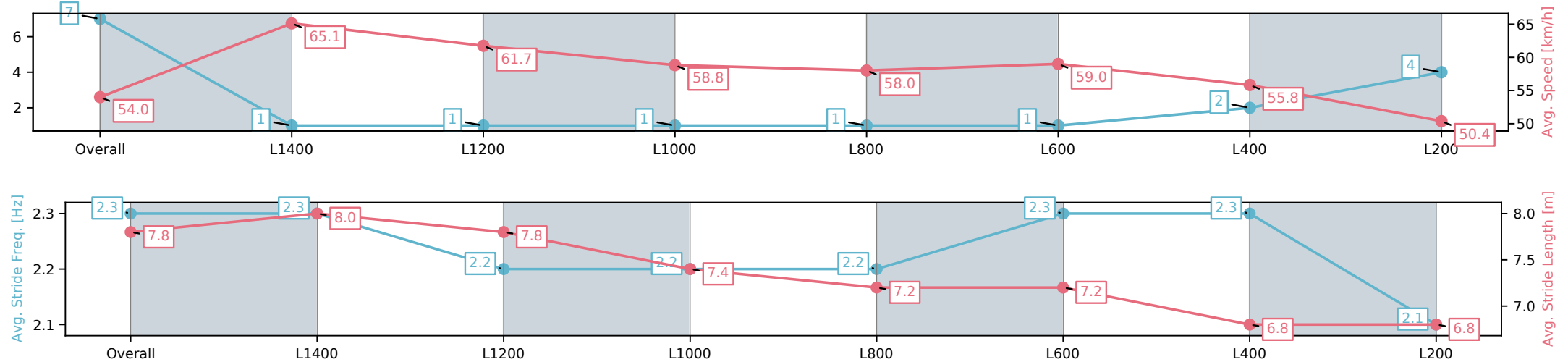
Race 5: Roadside Services and Solutions Rating 0 - 56
Handicap - 1600m

04 January 2026 - 3:19PM

Track Rating: Good 4, Weather: Fine, Rail Position: +3m W/
Post-400m, True Remainder



Section	Overall	L1400	L1200	L1000	L800	L600	L400	L200
Section Times	1:40.92[7] (0:13.39)	1:27.53[1] (0:11.19)	1:16.34[1] (0:11.77)	1:04.57[1] (0:12.39)	0:52.18[1] (0:12.67)	0:39.51[1] (0:12.34)	0:27.17[2] (0:12.90)	0:14.27[4] (0:14.27)
Average Speed [km/h]	54.0	65.1	61.7	58.8	58.0	59.0	55.8	50.4
Top Speed [km/h]	66.4	66.1	63.6	60.2	59.0	59.5	58.9	54.1
Avg. Dist. to Rail [m]	3.4	2.7	4.2	4.3	4.8	2.8	0.3	0.9
Avg. Stride Freq. [Hz]	2.3	2.3	2.2	2.2	2.2	2.3	2.3	2.1
Avg. Stride Length [m]	7.8	8.0	7.8	7.4	7.2	7.2	6.8	6.8



[] Ranking at each section and finish
-:-:- No data available at this section
NA No data available

Horse/Jockey Name	MAPLEWAY/Jason Holder
Finish Rank	8
Fastest Section Time (Section)	0:11.47 (L1400)
Top Speed [km/h] (Section)	67.4 (Overall)
Race State	Finished



Strathalbyn-Professional-2026-01-04

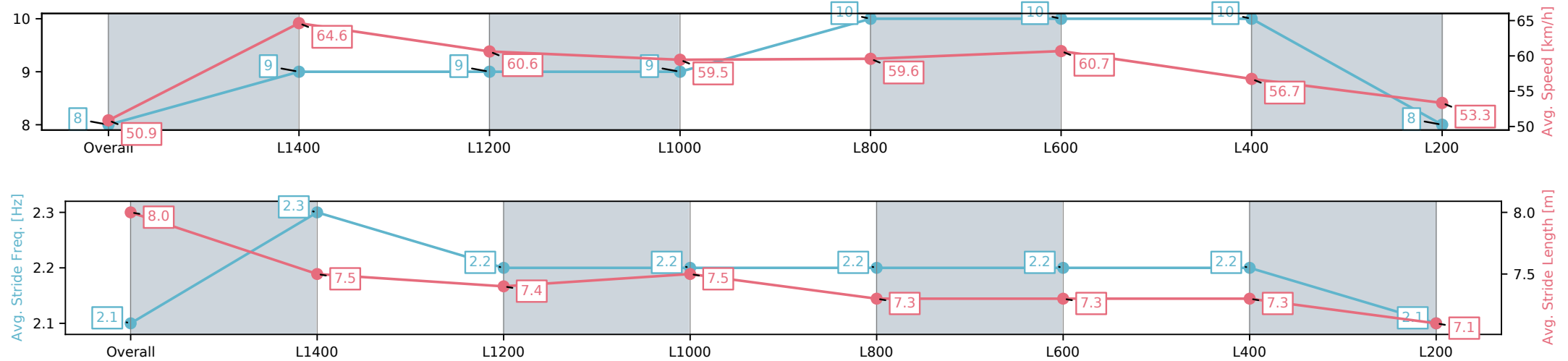
Race 5: Roadside Services and Solutions Rating 0 - 56
Handicap - 1600m

04 January 2026 - 3:19PM

Track Rating: Good 4, Weather: Fine, Rail Position: +3m W/
Post-400m, True Remainder



Section	Overall	L1400	L1200	L1000	L800	L600	L400	L200
Section Times	1:40.99[8] (0:14.19)	1:26.80[9] (0:11.47)	1:15.33[9] (0:12.00)	1:03.33[9] (0:12.34)	0:50.99[10] (0:12.45)	0:38.54[10] (0:12.11)	0:26.43[10] (0:12.97)	0:13.46[8] (0:13.46)
Average Speed [km/h]	50.9	64.6	60.6	59.5	59.6	60.7	56.7	53.3
Top Speed [km/h]	64.2	67.4	63.3	61.4	60.6	61.2	60.1	55.6
Avg. Dist. to Rail [m]	7.4	5.6	6.4	6.4	6.6	5.6	4.6	2.4
Avg. Stride Freq. [Hz]	2.1	2.3	2.2	2.2	2.2	2.2	2.2	2.1
Avg. Stride Length [m]	8.0	7.5	7.4	7.5	7.3	7.3	7.3	7.1



[] Ranking at each section and finish
-:-:- No data available at this section
NA No data available

Horse/Jockey Name	SAM'S REWARD/Alyssa Webb
Finish Rank	9
Fastest Section Time (Section)	0:11.42 (L1400)
Top Speed [km/h] (Section)	65.0 (Overall)
Race State	Finished



Strathalbyn-Professional-2026-01-04

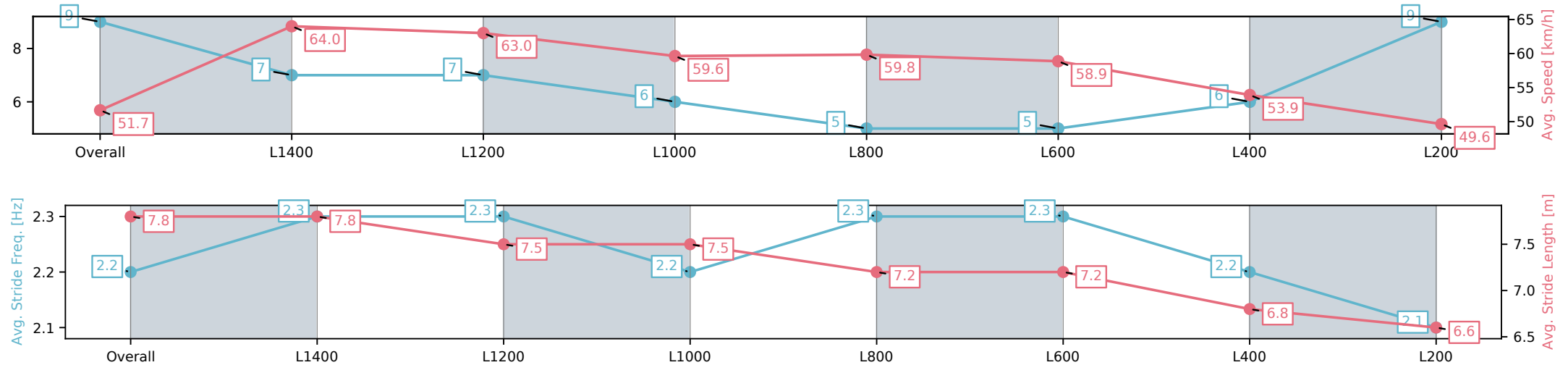
Race 5: Roadside Services and Solutions Rating 0 - 56
Handicap - 1600m

04 January 2026 - 3:19PM

Track Rating: Good 4, Weather: Fine, Rail Position: +3m W/
Post-400m, True Remainder



Section	Overall	L1400	L1200	L1000	L800	L600	L400	L200
Section Times	1:42.26[9] (0:14.01)	1:28.25[7] (0:11.42)	1:16.83[7] (0:11.56)	1:05.27[6] (0:12.28)	0:52.99[5] (0:12.51)	0:40.48[5] (0:12.45)	0:28.03[6] (0:13.54)	0:14.49[9] (0:14.49)
Average Speed [km/h]	51.7	64.0	63.0	59.6	59.8	58.9	53.9	49.6
Top Speed [km/h]	63.7	65.0	63.7	61.2	60.2	59.6	57.9	52.0
Avg. Dist. to Rail [m]	7.4	3.7	6.8	7.2	7.4	5.4	2.6	2.6
Avg. Stride Freq. [Hz]	2.2	2.3	2.3	2.2	2.3	2.3	2.2	2.1
Avg. Stride Length [m]	7.8	7.8	7.5	7.5	7.2	7.2	6.8	6.6



[] Ranking at each section and finish
-:-:- No data available at this section
NA No data available

Horse/Jockey Name	OUR FORTUNA/Lauren Stojakovic
Finish Rank	10
Fastest Section Time (Section)	0:11.18 (L1400)
Top Speed [km/h] (Section)	66.1 (Overall)
Race State	Finished



Strathalbyn-Professional-2026-01-04

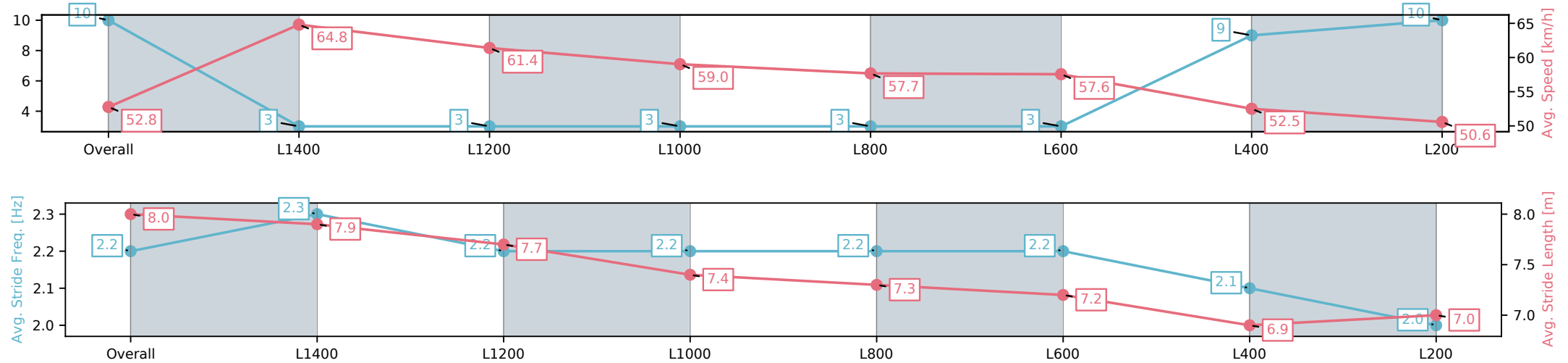
Race 5: Roadside Services and Solutions Rating 0 - 56
Handicap - 1600m

04 January 2026 - 3:19PM

Track Rating: Good 4, Weather: Fine, Rail Position: +3m W/
Post-400m, True Remainder



Section	Overall	L1400	L1200	L1000	L800	L600	L400	L200
Section Times	1:42.47[10] (0:13.71)	1:28.76[3] (0:11.18)	1:17.58[3] (0:11.76)	1:05.82[3] (0:12.35)	0:53.47[3] (0:12.77)	0:40.70[3] (0:12.69)	0:28.01[9] (0:13.78)	0:14.23[10] (0:14.23)
Average Speed [km/h]	52.8	64.8	61.4	59.0	57.7	57.6	52.5	50.6
Top Speed [km/h]	65.7	66.1	63.6	60.4	58.6	58.8	56.5	51.7
Avg. Dist. to Rail [m]	1.2	1.1	3.9	4.8	4.9	3.5	0.9	1.4
Avg. Stride Freq. [Hz]	2.2	2.3	2.2	2.2	2.2	2.2	2.1	2.0
Avg. Stride Length [m]	8.0	7.9	7.7	7.4	7.3	7.2	6.9	7.0



[] Ranking at each section and finish
-:-:- No data available at this section
NA No data available