



Strathalbyn-Professional-2026-01-04

Race 2: Holdfast Insurance Colts, Geldings & Entires Maiden Plate - 1200m

04 January 2026 - 1:33PM

Track Rating: Good 4, Weather: Fine, Rail Position: +3m W/Post-400m, True Remainder



Section

Field Times

							Overall	L1000	L800	L600	L400	L200		
							1:14.51	1:00.19	0:49.23	0:37.45	0:25.51	0:12.81		
							(0:14.32)	(0:10.96)	(0:11.78)	(0:11.94)	(0:12.70)	(0:12.81)		
Position	#	Horse/Jockey	Barrier	Top Speed [km/h]	Fastest Section	First 400m							Margin	Distance Travelled From Winner [m]
1	7	ROUSING REFRAIN	6	68.7	0:10.88	0:26.02	1:14.51	0:59.37 [7]	0:48.49 [7]	0:36.92 [6]	0:25.11 [5]	0:12.47 [4]	1:14.51	
		Connor Murtagh		1200-1000	1000-800		(0:15.14)	(0:10.88)	(0:11.56)	(0:11.81)	(0:12.64)	(0:12.47)		
2	2	ARAMOSO	2	70.1	0:10.78	0:25.32	1:14.78	1:00.24 [4]	0:49.46 [2]	0:37.72 [1]	0:25.79 [1]	0:13.09 [1]	1.69L	+7
		Caitlin Tootell		1200-1000	1000-800		(0:14.54)	(0:10.78)	(0:11.74)	(0:11.93)	(0:12.70)	(0:13.09)		
3	8	STRANDED	7	70.3	0:10.76	0:25.27	1:14.87	1:00.36 [3]	0:49.60 [1]	0:37.79 [2]	0:25.85 [2]	0:13.03 [2]	2.28L	+12
		Todd Pannell		1200-1000	1000-800		(0:14.51)	(0:10.76)	(0:11.81)	(0:11.94)	(0:12.82)	(0:13.03)		
4	5	CORNERBACK	8	67.9	0:11.00	0:26.02	1:15.01	0:59.99 [6]	0:48.99 [6]	0:37.28 [7]	0:25.55 [7]	0:12.79 [5]	3.14L	+5
		Jason Holder		1200-1000	1000-800		(0:15.02)	(0:11.00)	(0:11.71)	(0:11.73)	(0:12.76)	(0:12.79)		
5	1	ALL TOO TRUE	3	67.9	0:11.02	0:25.73	1:15.27	1:00.56 [5]	0:49.54 [5]	0:37.87 [5]	0:26.08 [3]	0:13.30 [3]	4.72L	+6
		Teagan Voorham		1200-1000	1000-800		(0:14.71)	(0:11.02)	(0:11.67)	(0:11.79)	(0:12.78)	(0:13.30)		
6	3	MERCHANT OF GREECE	1	67.5	0:11.14	0:25.62	1:16.36	1:01.88 [2]	0:50.74 [4]	0:39.11 [4]	0:26.94 [6]	0:13.66 [7]	11.58L	+3
		Campbell Rawiller		1200-1000	1000-800		(0:14.48)	(0:11.14)	(0:11.63)	(0:12.17)	(0:13.28)	(0:13.66)		
7	4	ASHEN GLOW	5	68.0	0:11.06	0:25.37	1:16.60	1:02.29 [1]	0:51.23 [3]	0:39.47 [3]	0:27.37 [4]	0:13.90 [6]	13.04L	+2
		Stacey Metcalfe		1200-1000	1000-800		(0:14.31)	(0:11.06)	(0:11.76)	(0:12.10)	(0:13.47)	(0:13.90)		

Scratched: One Whim (#6)

Horse/Jockey Name	ROUSING REFRAIN/Connor Murtagh
Finish Rank	1
Fastest Section Time (Section)	0:10.88 (L1000)
Top Speed [km/h] (Section)	68.7 (Overall)
Race State	Finished



Strathalbyn-Professional-2026-01-04

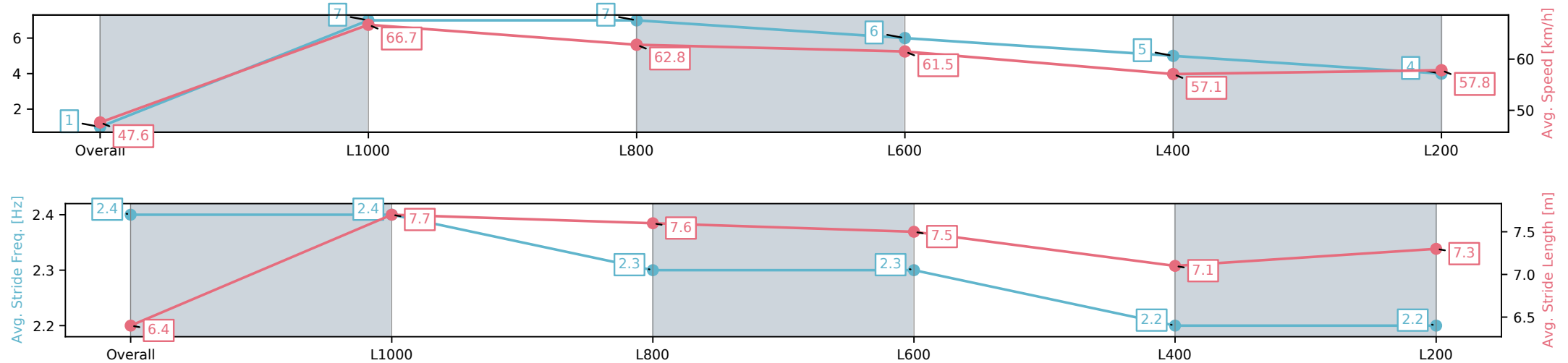
Race 2: Holdfast Insurance Colts, Geldings & Entires
Maiden Plate - 1200m

04 January 2026 - 1:33PM

Track Rating: Good 4, Weather: Fine, Rail Position: +3m W/
Post-400m, True Remainder



Section	Overall	L1000	L800	L600	L400	L200
Section Times	1:14.51[1] (0:15.14)	0:59.37[7] (0:10.88)	0:48.49[7] (0:11.56)	0:36.92[6] (0:11.81)	0:25.11[5] (0:12.64)	0:12.47[4] (0:12.47)
Average Speed [km/h]	47.6	66.7	62.8	61.5	57.1	57.8
Top Speed [km/h]	67.7	68.7	64.5	62.4	59.6	59.5
Avg. Dist. to Rail [m]	5.5	3.3	2.0	2.5	0.9	4.3
Avg. Stride Freq. [Hz]	2.4	2.4	2.3	2.3	2.2	2.2
Avg. Stride Length [m]	6.4	7.7	7.6	7.5	7.1	7.3



[] Ranking at each section and finish
-:-:- No data available at this section
NA No data available

Horse/Jockey Name	ARAMOSO/Caitlin Tootell
Finish Rank	2
Fastest Section Time (Section)	0:10.78 (L1000)
Top Speed [km/h] (Section)	70.1 (Overall)
Race State	Finished



Strathalbyn-Professional-2026-01-04

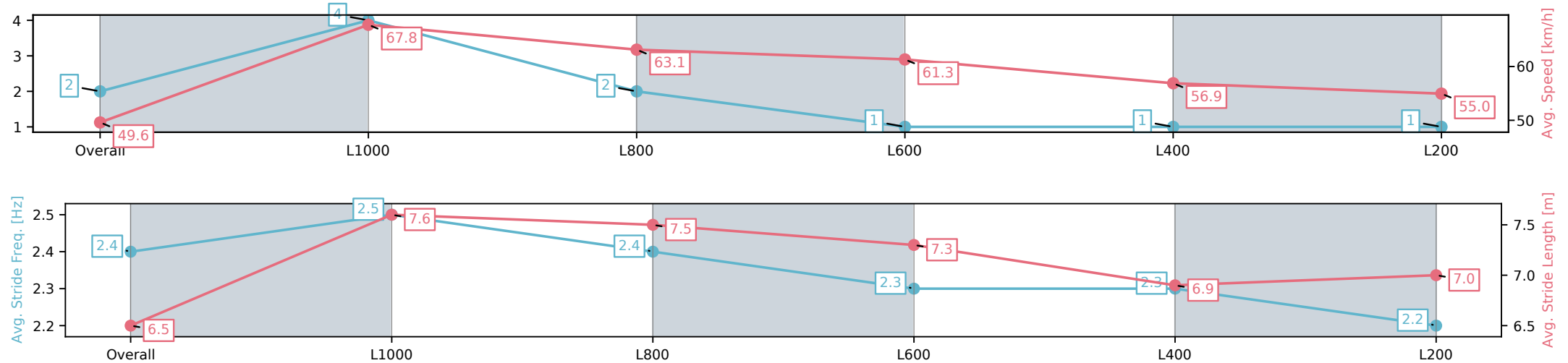
Race 2: Holdfast Insurance Colts, Geldings & Entires
Maiden Plate - 1200m

04 January 2026 - 1:33PM

Track Rating: Good 4, Weather: Fine, Rail Position: +3m W/
Post-400m, True Remainder



Section	Overall	L1000	L800	L600	L400	L200
Section Times	1:14.78[2] (0:14.54)	1:00.24[4] (0:10.78)	0:49.46[2] (0:11.74)	0:37.72[1] (0:11.93)	0:25.79[1] (0:12.70)	0:13.09[1] (0:13.09)
Average Speed [km/h]	49.6	67.8	63.1	61.3	56.9	55.0
Top Speed [km/h]	67.6	70.1	64.6	62.8	58.8	55.6
Avg. Dist. to Rail [m]	6.3	5.0	6.2	4.3	0.7	2.3
Avg. Stride Freq. [Hz]	2.4	2.5	2.4	2.3	2.3	2.2
Avg. Stride Length [m]	6.5	7.6	7.5	7.3	6.9	7.0



Horse/Jockey Name	STRANDED/Todd Pannell
Finish Rank	3
Fastest Section Time (Section)	0:10.76 (L1000)
Top Speed [km/h] (Section)	70.3 (Overall)
Race State	Finished



Strathalbyn-Professional-2026-01-04

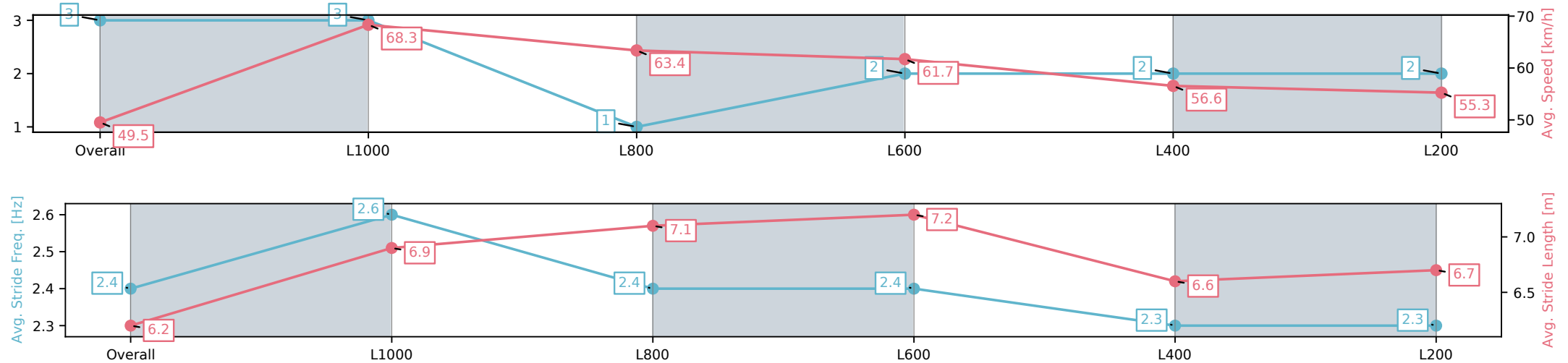
Race 2: Holdfast Insurance Colts, Geldings & Entires
Maiden Plate - 1200m

04 January 2026 - 1:33PM

Track Rating: Good 4, Weather: Fine, Rail Position: +3m W/
Post-400m, True Remainder



Section	Overall	L1000	L800	L600	L400	L200
Section Times	1:14.87[3] (0:14.51)	1:00.36[3] (0:10.76)	0:49.60[1] (0:11.81)	0:37.79[2] (0:11.94)	0:25.85[2] (0:12.82)	0:13.03[2] (0:13.03)
Average Speed [km/h]	49.5	68.3	63.4	61.7	56.6	55.3
Top Speed [km/h]	69.1	70.3	64.4	62.5	60.0	56.4
Avg. Dist. to Rail [m]	10.0	6.8	7.9	5.8	2.3	4.7
Avg. Stride Freq. [Hz]	2.4	2.6	2.4	2.4	2.3	2.3
Avg. Stride Length [m]	6.2	6.9	7.1	7.2	6.6	6.7



[] Ranking at each section and finish
-:-:- No data available at this section
NA No data available

Horse/Jockey Name	CORNERBACK/Jason Holder
Finish Rank	4
Fastest Section Time (Section)	0:11.00 (L1000)
Top Speed [km/h] (Section)	67.9 (Overall)
Race State	Finished



Strathalbyn-Professional-2026-01-04

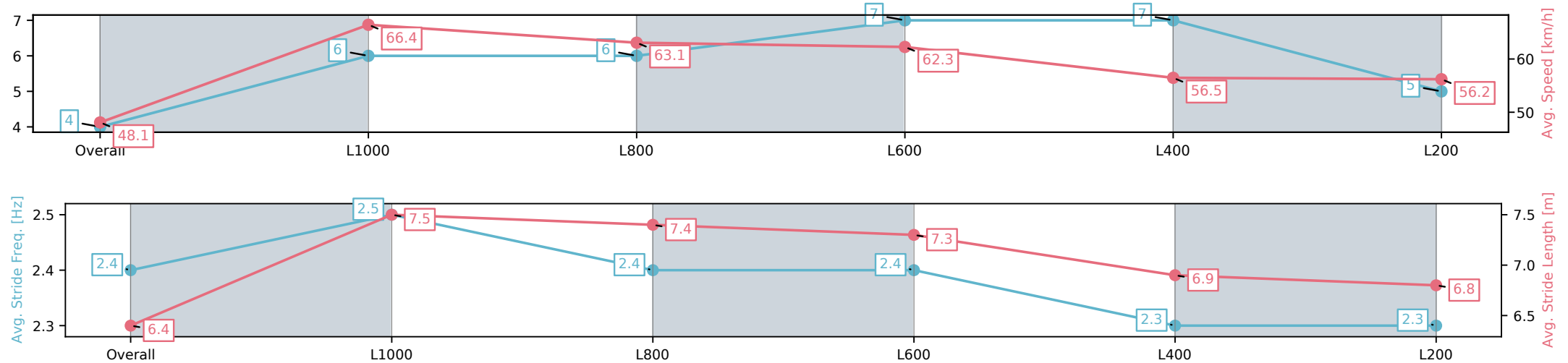
Race 2: Holdfast Insurance Colts, Geldings & Entires
Maiden Plate - 1200m

04 January 2026 - 1:33PM

Track Rating: Good 4, Weather: Fine, Rail Position: +3m W/
Post-400m, True Remainder



Section	Overall	L1000	L800	L600	L400	L200
Section Times	1:15.01[4] (0:15.02)	0:59.99[6] (0:11.00)	0:48.99[6] (0:11.71)	0:37.28[7] (0:11.73)	0:25.55[7] (0:12.76)	0:12.79[5] (0:12.79)
Average Speed [km/h]	48.1	66.4	63.1	62.3	56.5	56.2
Top Speed [km/h]	66.9	67.9	64.5	64.3	59.5	57.7
Avg. Dist. to Rail [m]	8.7	5.3	5.5	3.2	0.6	1.2
Avg. Stride Freq. [Hz]	2.4	2.5	2.4	2.4	2.3	2.3
Avg. Stride Length [m]	6.4	7.5	7.4	7.3	6.9	6.8



[] Ranking at each section and finish
-:-:- No data available at this section
NA No data available

Horse/Jockey Name	ALL TOO TRUE/Teagan Voorham
Finish Rank	5
Fastest Section Time (Section)	0:11.02 (L1000)
Top Speed [km/h] (Section)	67.9 (Overall)
Race State	Finished



Strathalbyn-Professional-2026-01-04

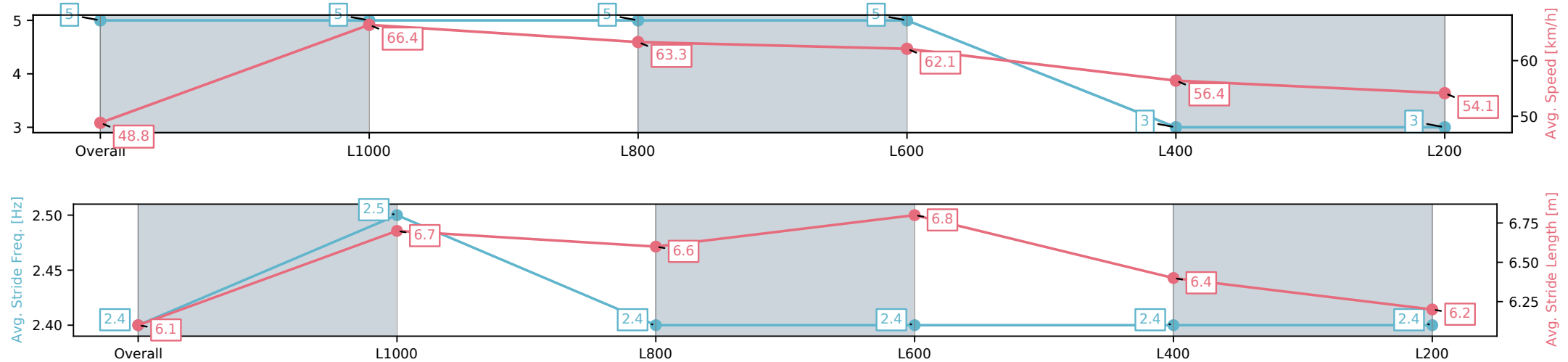
Race 2: Holdfast Insurance Colts, Geldings & Entires
Maiden Plate - 1200m

04 January 2026 - 1:33PM

Track Rating: Good 4, Weather: Fine, Rail Position: +3m W/
Post-400m, True Remainder



Section	Overall	L1000	L800	L600	L400	L200
Section Times	1:15.27[5] (0:14.71)	1:00.56[5] (0:11.02)	0:49.54[5] (0:11.67)	0:37.87[5] (0:11.79)	0:26.08[3] (0:12.78)	0:13.30[3] (0:13.30)
Average Speed [km/h]	48.8	66.4	63.3	62.1	56.4	54.1
Top Speed [km/h]	67.5	67.9	63.9	63.4	59.3	55.5
Avg. Dist. to Rail [m]	7.7	5.2	5.4	4.1	0.8	0.5
Avg. Stride Freq. [Hz]	2.4	2.5	2.4	2.4	2.4	2.4
Avg. Stride Length [m]	6.1	6.7	6.6	6.8	6.4	6.2



[] Ranking at each section and finish
-:-:- No data available at this section
NA No data available

Horse/Jockey Name	MERCHANT OF GREECE/Campbell Rawiller
Finish Rank	6
Fastest Section Time (Section)	0:11.14 (L1000)
Top Speed [km/h] (Section)	67.5 (Overall)
Race State	Finished



Strathalbyn-Professional-2026-01-04

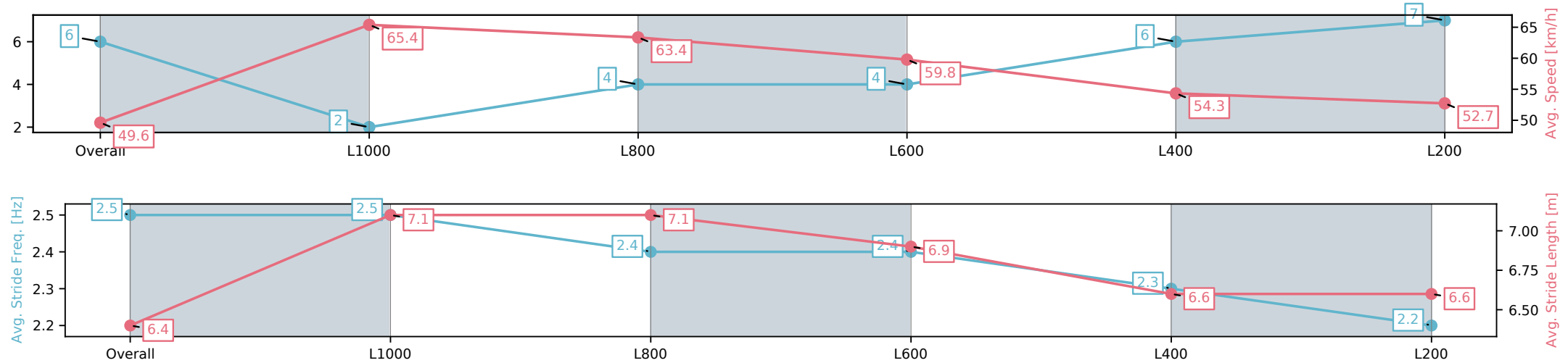
Race 2: Holdfast Insurance Colts, Geldings & Entires
Maiden Plate - 1200m

04 January 2026 - 1:33PM

Track Rating: Good 4, Weather: Fine, Rail Position: +3m W/
Post-400m, True Remainder



Section	Overall	L1000	L800	L600	L400	L200
Section Times	1:16.36[6] (0:14.48)	1:01.88[2] (0:11.14)	0:50.74[4] (0:11.63)	0:39.11[4] (0:12.17)	0:26.94[6] (0:13.28)	0:13.66[7] (0:13.66)
Average Speed [km/h]	49.6	65.4	63.4	59.8	54.3	52.7
Top Speed [km/h]	67.5	67.5	66.6	62.0	57.6	54.4
Avg. Dist. to Rail [m]	5.4	4.4	4.5	3.0	0.4	1.7
Avg. Stride Freq. [Hz]	2.5	2.5	2.4	2.4	2.3	2.2
Avg. Stride Length [m]	6.4	7.1	7.1	6.9	6.6	6.6



Horse/Jockey Name	ASHEN GLOW/Stacey Metcalfe
Finish Rank	7
Fastest Section Time (Section)	0:11.06 (L1000)
Top Speed [km/h] (Section)	68.0 (Overall)
Race State	Finished



Strathalbyn-Professional-2026-01-04

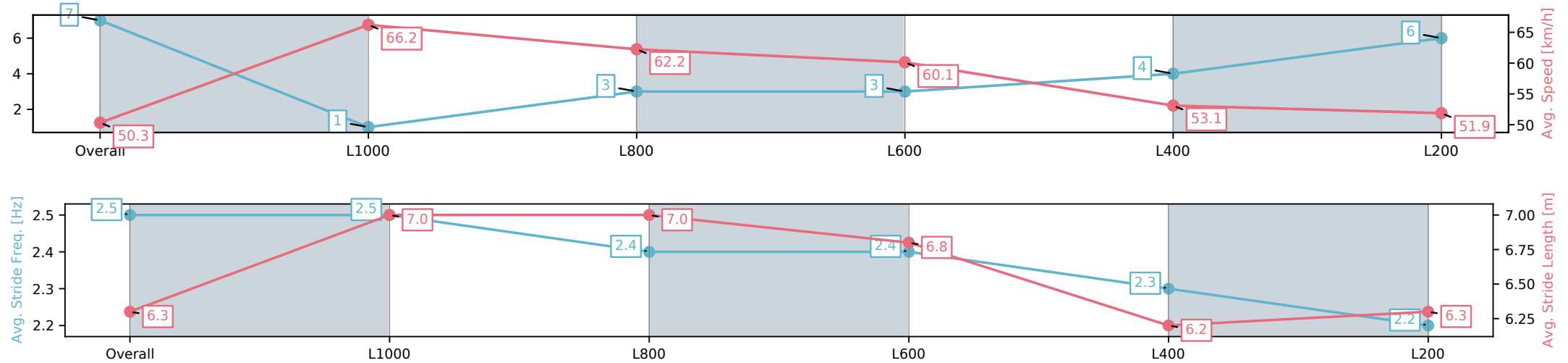
Race 2: Holdfast Insurance Colts, Geldings & Entires
Maiden Plate - 1200m

04 January 2026 - 1:33PM

Track Rating: Good 4, Weather: Fine, Rail Position: +3m W/
Post-400m, True Remainder



Section	Overall	L1000	L800	L600	L400	L200
Section Times	1:16.60[7] (0:14.31)	1:02.29[1] (0:11.06)	0:51.23[3] (0:11.76)	0:39.47[3] (0:12.10)	0:27.37[4] (0:13.47)	0:13.90[6] (0:13.90)
Average Speed [km/h]	50.3	66.2	62.2	60.1	53.1	51.9
Top Speed [km/h]	67.8	68.0	63.6	61.8	57.9	52.3
Avg. Dist. to Rail [m]	9.8	5.8	4.4	2.0	1.0	1.6
Avg. Stride Freq. [Hz]	2.5	2.5	2.4	2.4	2.3	2.2
Avg. Stride Length [m]	6.3	7.0	7.0	6.8	6.2	6.3



[] Ranking at each section and finish
-:-:- No data available at this section
NA No data available