



Strathalbyn-Professional-2025-12-24

Race 4: Roadside Services and Solutions Colts, Geldings & Entires Rating 0 - 56 Handicap - 1200m

24 December 2025 - 3:01PM

Track Rating: Good 4, Weather: Overcast, Rail Position: +3m W/Post-400m, True
Remainder



Section Field Times							Overall	L1000	L800	L600	L400	L200		
							1:14.50 (0:14.83)	0:59.67 (0:11.07)	0:48.60 (0:11.59)	0:37.01 (0:11.87)	0:25.14 (0:12.67)	0:12.46 (0:12.46)		
Position	#	Horse/Jockey	Barrier	Top Speed [km/h]	Fastest Section	First 400m							Margin	Distance Travelled From Winner [m]
1	1	BIG MAV Connor Murtagh	4	66.1 1200-1000	0:11.18 1000-800	0:26.31	1:14.50 (0:15.13)	0:59.37 [5] (0:11.18)	0:48.19 [4] (0:11.54)	0:36.65 [4] (0:11.81)	0:24.84 [4] (0:12.37)	0:12.47 [1] (0:12.47)	1:14.50	
2	7	BOLTED IN Jessica Tzaferis	5	64.9 1200-1000	0:11.34 1000-800	0:26.57	1:14.69 (0:15.24)	0:59.45 [6] (0:11.34)	0:48.11 [6] (0:11.52)	0:36.59 [6] (0:11.65)	0:24.94 [5] (0:12.41)	0:12.53 [4] (0:12.53)	1.15L	+5
3	4	LASTAR Campbell Rawiller	10	64.4 1200-1000	0:11.49 1000-800	0:26.74	1:14.78 (0:15.25)	0:59.53 [7] (0:11.49)	0:48.04 [8] (0:11.60)	0:36.44 [9] (0:11.66)	0:24.78 [8] (0:12.35)	0:12.43 [6] (0:12.43)	1.72L	+2
4	6	MAPLEWAY Jason Holder	3	64.9 1200-1000	0:11.26 1000-800	0:26.72	1:15.07 (0:15.46)	0:59.61 [9] (0:11.26)	0:48.35 [7] (0:11.45)	0:36.90 [7] (0:11.75)	0:25.15 [7] (0:12.60)	0:12.55 [7] (0:12.55)	3.54L	+1
5	8	HASSLEFREE Isaac Sit	8	66.8 1200-1000	0:11.10 1000-800	0:26.21	1:15.14 (0:15.11)	1:00.03 [3] (0:11.10)	0:48.93 [3] (0:11.62)	0:37.31 [3] (0:11.81)	0:25.50 [3] (0:12.50)	0:13.00 [3] (0:13.00)	3.95L	+6
6	2	FRONTPOINT Lauren Stojakovic	7	67.9 1200-1000	0:10.95 1000-800	0:25.89	1:15.31 (0:14.94)	1:00.37 [2] (0:10.95)	0:49.42 [1] (0:11.63)	0:37.79 [2] (0:11.89)	0:25.90 [2] (0:12.80)	0:13.10 [5] (0:13.10)	5.04L	+2
7	9	BRAZANO Ben Price	2	65.3 1000-800	0:11.37 1000-800	0:26.75	1:15.35 (0:15.38)	0:59.97 [8] (0:11.37)	0:48.60 [9] (0:11.52)	0:37.08 [8] (0:11.87)	0:25.21 [9] (0:12.76)	0:12.45 [9] (0:12.45)	5.26L	+1
8	10	BROADWAY LANE Rochelle Milnes	6	66.9 1200-1000	0:11.08 1000-800	0:25.91	1:15.39 (0:14.83)	1:00.56 [1] (0:11.08)	0:49.48 [2] (0:11.57)	0:37.90 [1] (0:11.87)	0:26.03 [1] (0:12.77)	0:13.26 [2] (0:13.26)	5.52L	-3
9	5	CANYON WIND Todd Pannell	1	65.2 1200-1000	0:11.19 1000-800	0:26.32	1:15.80 (0:15.13)	1:00.67 [4] (0:11.19)	0:49.48 [5] (0:11.57)	0:37.90 [5] (0:11.87)	0:26.03 [6] (0:12.81)	0:13.22 [8] (0:13.22)	8.11L	-2

Scratched: Je City (#3)

Horse/Jockey Name	BIG MAV/Connor Murtagh
Finish Rank	1
Fastest Section Time (Section)	0:11.18 (L1000)
Top Speed [km/h] (Section)	66.1 (Overall)
Race State	Finished



Strathalbyn-Professional-2025-12-24

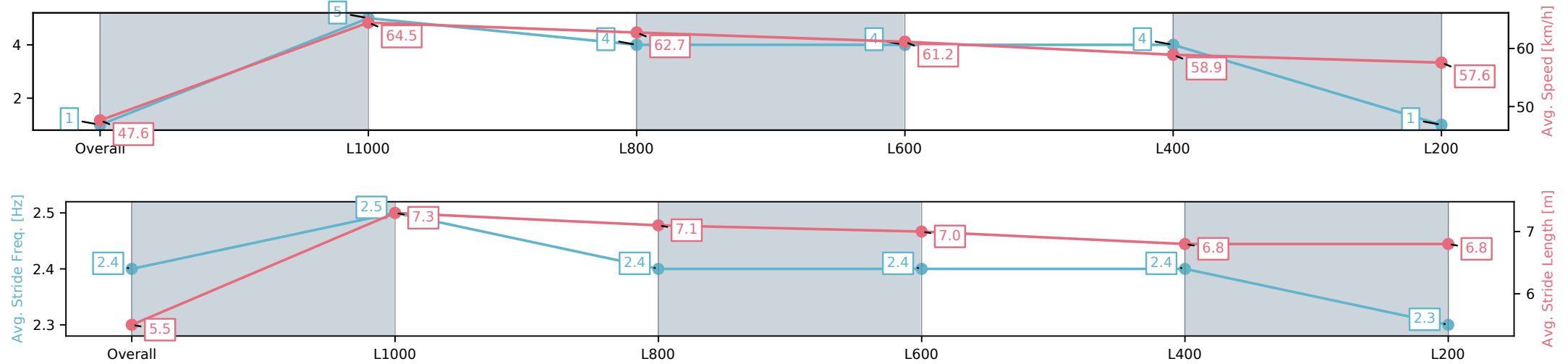
Race 4: Roadside Services and Solutions Colts, Geldings & Entires Rating 0 - 56 Handicap - 1200m

24 December 2025 - 3:01PM

Track Rating: Good 4, Weather: Overcast, Rail Position: +3m W/
Post-400m, True Remainder



Section	Overall	L1000	L800	L600	L400	L200
Section Times	1:14.50[1] (0:15.13)	0:59.37[5] (0:11.18)	0:48.19[4] (0:11.54)	0:36.65[4] (0:11.81)	0:24.84[4] (0:12.37)	0:12.47[1] (0:12.47)
Average Speed [km/h]	47.6	64.5	62.7	61.2	58.9	57.6
Top Speed [km/h]	65.5	66.1	63.7	62.5	60.2	60.4
Avg. Dist. to Rail [m]	5.1	1.5	1.1	1.5	2.4	4.7
Avg. Stride Freq. [Hz]	2.4	2.5	2.4	2.4	2.4	2.3
Avg. Stride Length [m]	5.5	7.3	7.1	7.0	6.8	6.8



[] Ranking at each section and finish
-:-:- No data available at this section
NA No data available

Horse/Jockey Name	BOLTED IN/Jessica Tzaferis
Finish Rank	2
Fastest Section Time (Section)	0:11.34 (L1000)
Top Speed [km/h] (Section)	64.9 (Overall)
Race State	Finished



Strathalbyn-Professional-2025-12-24

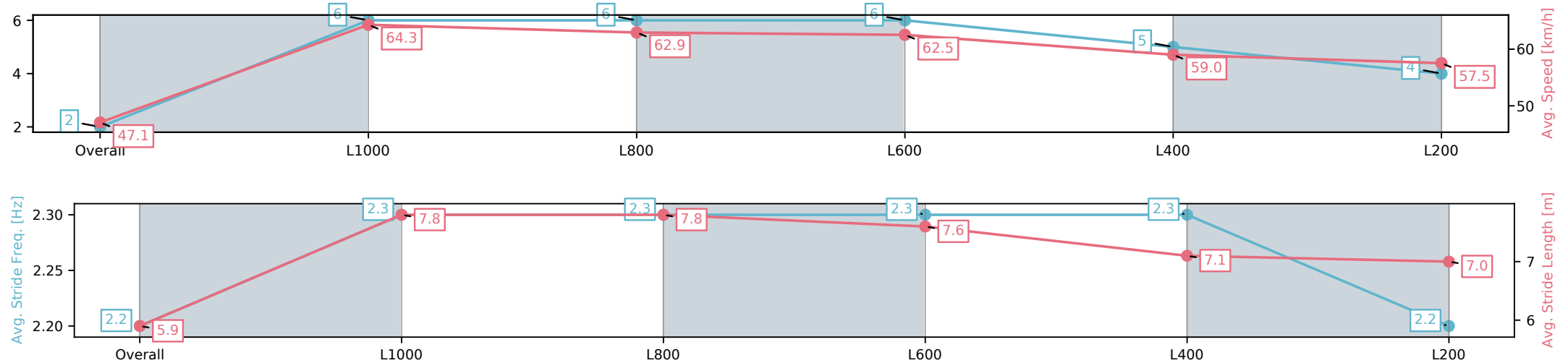
Race 4: Roadside Services and Solutions Colts, Geldings & Entires Rating 0 - 56 Handicap - 1200m

24 December 2025 - 3:01PM

Track Rating: Good 4, Weather: Overcast, Rail Position: +3m W/
Post-400m, True Remainder



Section	Overall	L1000	L800	L600	L400	L200
Section Times	1:14.69[2] (0:15.24)	0:59.45[6] (0:11.34)	0:48.11[6] (0:11.52)	0:36.59[6] (0:11.65)	0:24.94[5] (0:12.41)	0:12.53[4] (0:12.53)
Average Speed [km/h]	47.1	64.3	62.9	62.5	59.0	57.5
Top Speed [km/h]	64.9	64.4	63.8	62.9	61.2	59.4
Avg. Dist. to Rail [m]	7.4	3.5	2.3	3.0	4.7	6.2
Avg. Stride Freq. [Hz]	2.2	2.3	2.3	2.3	2.3	2.2
Avg. Stride Length [m]	5.9	7.8	7.8	7.6	7.1	7.0



[] Ranking at each section and finish
-:-:- No data available at this section
NA No data available

Horse/Jockey Name	LASTAR/Campbell Rawiller
Finish Rank	3
Fastest Section Time (Section)	0:11.49 (L1000)
Top Speed [km/h] (Section)	64.4 (Overall)
Race State	Finished



Strathalbyn-Professional-2025-12-24

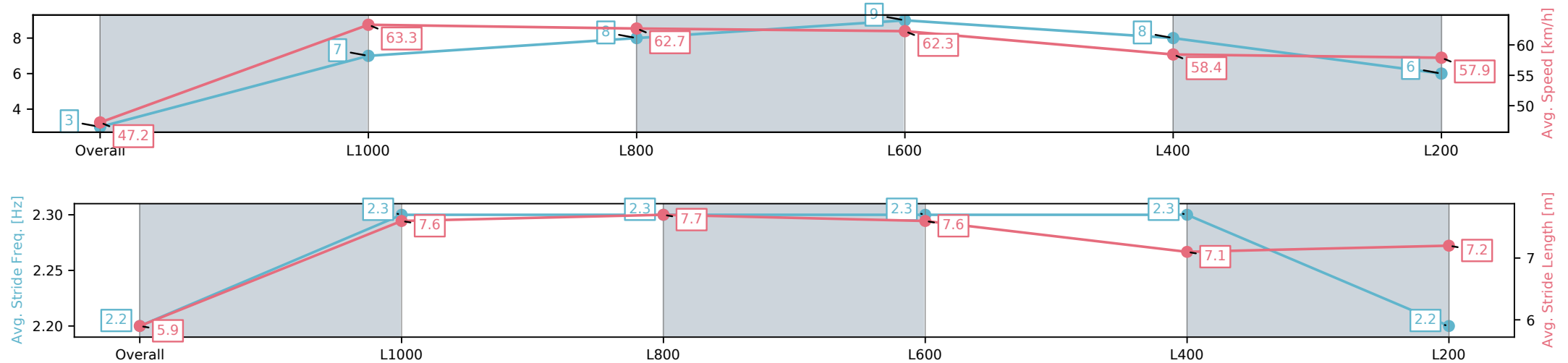
Race 4: Roadside Services and Solutions Colts, Geldings & Entires Rating 0 - 56 Handicap - 1200m

24 December 2025 - 3:01PM

Track Rating: Good 4, Weather: Overcast, Rail Position: +3m W/
Post-400m, True Remainder



Section	Overall	L1000	L800	L600	L400	L200
Section Times	1:14.78[3] (0:15.25)	0:59.53[7] (0:11.49)	0:48.04[8] (0:11.60)	0:36.44[9] (0:11.66)	0:24.78[8] (0:12.35)	0:12.43[6] (0:12.43)
Average Speed [km/h]	47.2	63.3	62.7	62.3	58.4	57.9
Top Speed [km/h]	63.8	64.4	63.8	62.9	61.1	58.6
Avg. Dist. to Rail [m]	11.0	4.2	2.7	2.3	1.1	0.6
Avg. Stride Freq. [Hz]	2.2	2.3	2.3	2.3	2.3	2.2
Avg. Stride Length [m]	5.9	7.6	7.7	7.6	7.1	7.2



[] Ranking at each section and finish
-:-:- No data available at this section
NA No data available

Horse/Jockey Name	MAPLEWAY/Jason Holder
Finish Rank	4
Fastest Section Time (Section)	0:11.26 (L1000)
Top Speed [km/h] (Section)	64.9 (Overall)
Race State	Finished



Strathalbyn-Professional-2025-12-24

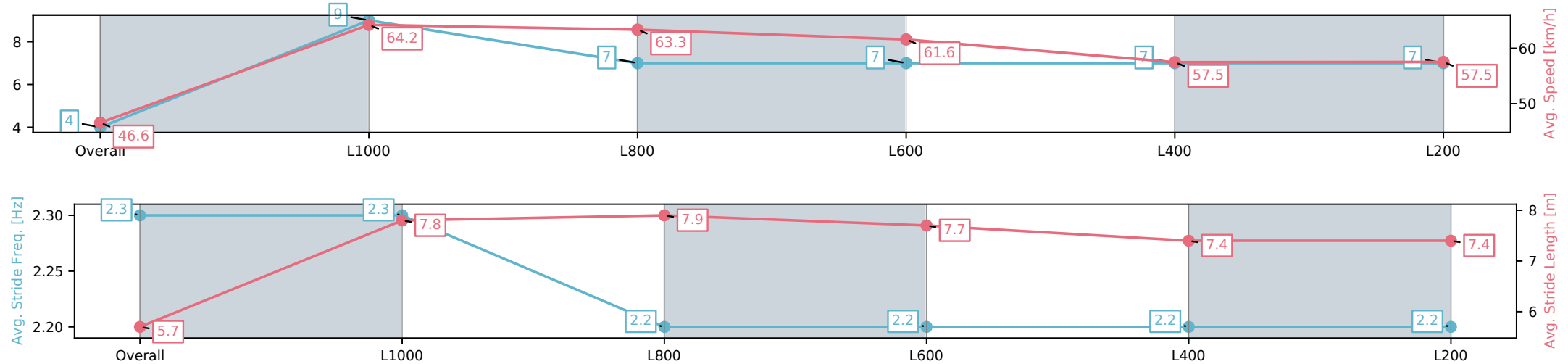
Race 4: Roadside Services and Solutions Colts, Geldings & Entires Rating 0 - 56 Handicap - 1200m

24 December 2025 - 3:01PM

Track Rating: Good 4, Weather: Overcast, Rail Position: +3m W/
Post-400m, True Remainder



Section	Overall	L1000	L800	L600	L400	L200
Section Times	1:15.07[4] (0:15.46)	0:59.61[9] (0:11.26)	0:48.35[7] (0:11.45)	0:36.90[7] (0:11.75)	0:25.15[7] (0:12.60)	0:12.55[7] (0:12.55)
Average Speed [km/h]	46.6	64.2	63.3	61.6	57.5	57.5
Top Speed [km/h]	64.5	64.9	63.9	63.1	60.1	58.0
Avg. Dist. to Rail [m]	5.8	2.6	1.3	1.9	1.5	3.9
Avg. Stride Freq. [Hz]	2.3	2.3	2.2	2.2	2.2	2.2
Avg. Stride Length [m]	5.7	7.8	7.9	7.7	7.4	7.4



[] Ranking at each section and finish
-:-:- No data available at this section
NA No data available

Horse/Jockey Name	HASSLEFREE/Isaac Sit
Finish Rank	5
Fastest Section Time (Section)	0:11.10 (L1000)
Top Speed [km/h] (Section)	66.8 (Overall)
Race State	Finished



Strathalbyn-Professional-2025-12-24

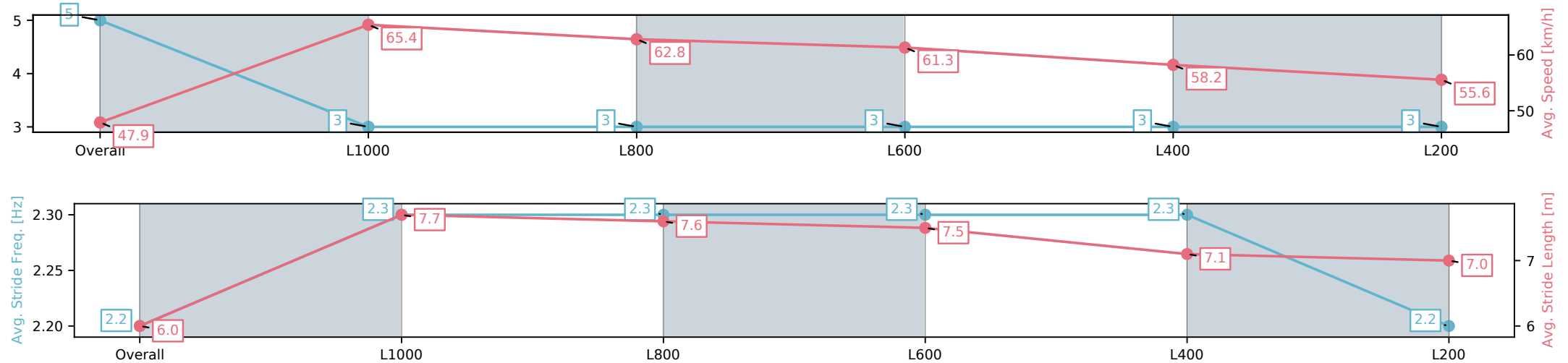
Race 4: Roadside Services and Solutions Colts, Geldings & Entires Rating 0 - 56 Handicap - 1200m

24 December 2025 - 3:01PM

Track Rating: Good 4, Weather: Overcast, Rail Position: +3m W/
Post-400m, True Remainder



Section	Overall	L1000	L800	L600	L400	L200
Section Times	1:15.14[5] (0:15.11)	1:00.03[3] (0:11.10)	0:48.93[3] (0:11.62)	0:37.31[3] (0:11.81)	0:25.50[3] (0:12.50)	0:13.00[3] (0:13.00)
Average Speed [km/h]	47.9	65.4	62.8	61.3	58.2	55.6
Top Speed [km/h]	65.6	66.8	63.2	62.0	60.5	57.2
Avg. Dist. to Rail [m]	9.7	4.5	2.8	2.3	2.9	4.9
Avg. Stride Freq. [Hz]	2.2	2.3	2.3	2.3	2.3	2.2
Avg. Stride Length [m]	6.0	7.7	7.6	7.5	7.1	7.0



[] Ranking at each section and finish
-:-:- No data available at this section
NA No data available

Horse/Jockey Name	FRONTPOINT/Lauren Stojakovic
Finish Rank	6
Fastest Section Time (Section)	0:10.95 (L1000)
Top Speed [km/h] (Section)	67.9 (Overall)
Race State	Finished



Strathalbyn-Professional-2025-12-24

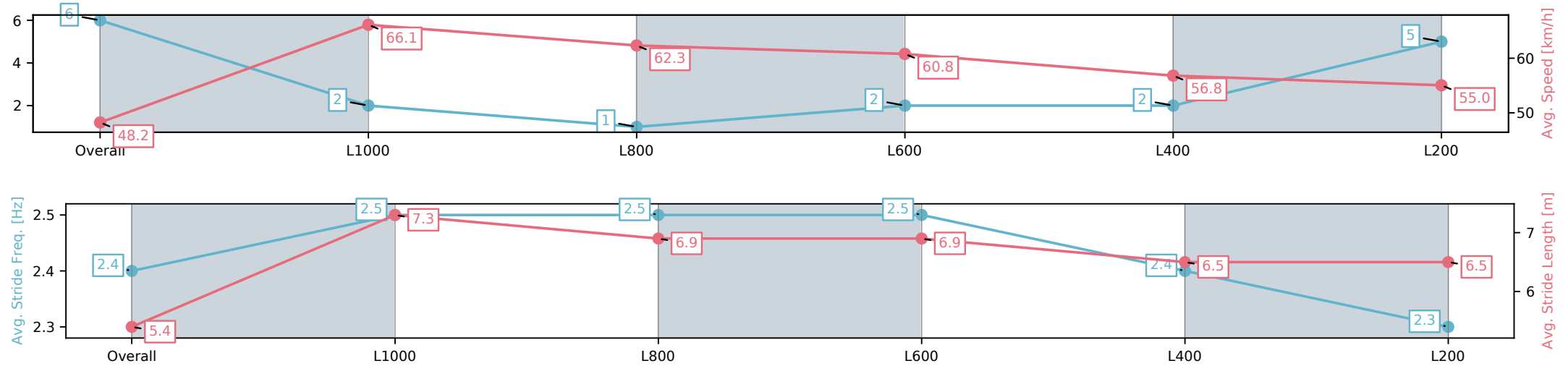
Race 4: Roadside Services and Solutions Colts, Geldings & Entires Rating 0 - 56 Handicap - 1200m

24 December 2025 - 3:01PM

Track Rating: Good 4, Weather: Overcast, Rail Position: +3m W/
Post-400m, True Remainder



Section	Overall	L1000	L800	L600	L400	L200
Section Times	1:15.31[6] (0:14.94)	1:00.37[2] (0:10.95)	0:49.42[1] (0:11.63)	0:37.79[2] (0:11.89)	0:25.90[2] (0:12.80)	0:13.10[5] (0:13.10)
Average Speed [km/h]	48.2	66.1	62.3	60.8	56.8	55.0
Top Speed [km/h]	67.4	67.9	64.1	61.7	59.9	55.9
Avg. Dist. to Rail [m]	5.9	1.2	1.6	1.9	2.4	3.1
Avg. Stride Freq. [Hz]	2.4	2.5	2.5	2.5	2.4	2.3
Avg. Stride Length [m]	5.4	7.3	6.9	6.9	6.5	6.5



[] Ranking at each section and finish
-:-:- No data available at this section
NA No data available

Horse/Jockey Name	BRAZANO/Ben Price
Finish Rank	7
Fastest Section Time (Section)	0:11.37 (L1000)
Top Speed [km/h] (Section)	65.3 (L1000)
Race State	Finished



Strathalbyn-Professional-2025-12-24

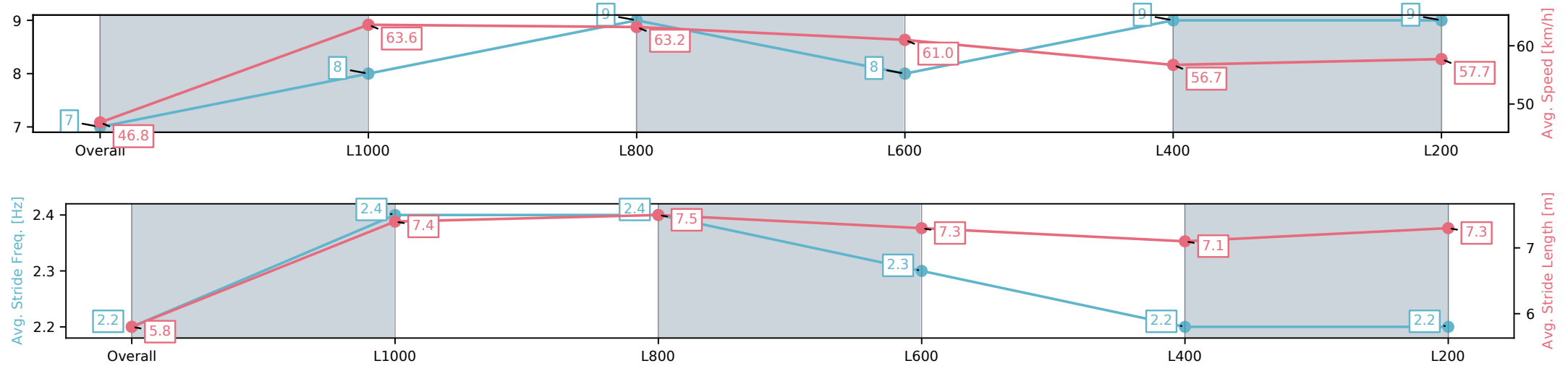
Race 4: Roadside Services and Solutions Colts, Geldings & Entires Rating 0 - 56 Handicap - 1200m

24 December 2025 - 3:01PM

Track Rating: Good 4, Weather: Overcast, Rail Position: +3m W/
Post-400m, True Remainder



Section	Overall	L1000	L800	L600	L400	L200
Section Times	1:15.35[7] (0:15.38)	0:59.97[8] (0:11.37)	0:48.60[9] (0:11.52)	0:37.08[8] (0:11.87)	0:25.21[9] (0:12.76)	0:12.45[9] (0:12.45)
Average Speed [km/h]	46.8	63.6	63.2	61.0	56.7	57.7
Top Speed [km/h]	62.8	64.7	65.3	62.8	61.1	59.5
Avg. Dist. to Rail [m]	4.3	1.9	2.2	2.3	0.9	4.5
Avg. Stride Freq. [Hz]	2.2	2.4	2.4	2.3	2.2	2.2
Avg. Stride Length [m]	5.8	7.4	7.5	7.3	7.1	7.3



[] Ranking at each section and finish
-:-:- No data available at this section
NA No data available

Horse/Jockey Name	BROADWAY LANE/Rochelle Milnes
Finish Rank	8
Fastest Section Time (Section)	0:11.08 (L1000)
Top Speed [km/h] (Section)	66.9 (Overall)
Race State	Finished



Strathalbyn-Professional-2025-12-24

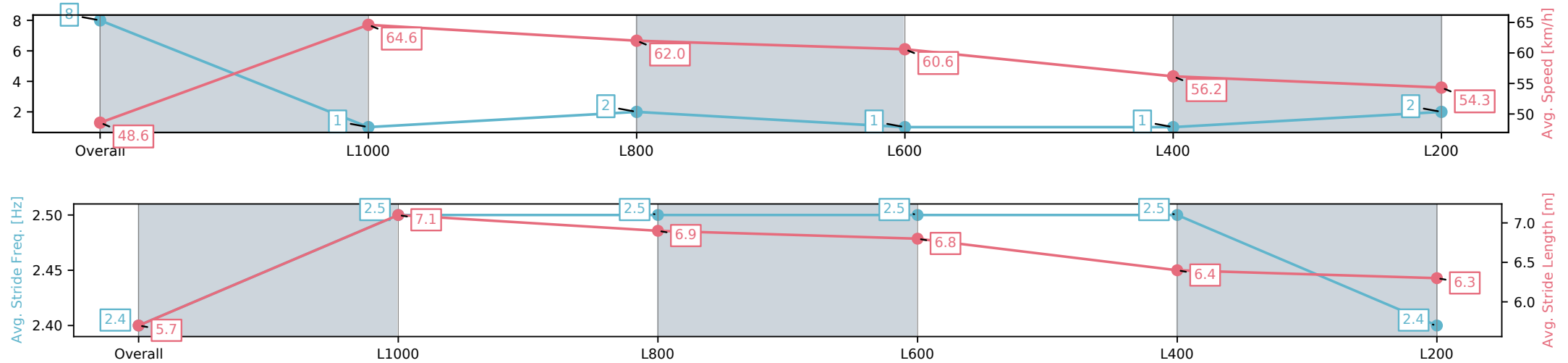
Race 4: Roadside Services and Solutions Colts, Geldings & Entires Rating 0 - 56 Handicap - 1200m

24 December 2025 - 3:01PM

Track Rating: Good 4, Weather: Overcast, Rail Position: +3m W/
Post-400m, True Remainder



Section	Overall	L1000	L800	L600	L400	L200
Section Times	1:15.39[8] (0:14.83)	1:00.56[1] (0:11.08)	0:49.48[2] (0:11.57)	0:37.90[1] (0:11.87)	0:26.03[1] (0:12.77)	0:13.26[2] (0:13.26)
Average Speed [km/h]	48.6	64.6	62.0	60.6	56.2	54.3
Top Speed [km/h]	66.9	66.9	63.2	61.0	60.6	55.6
Avg. Dist. to Rail [m]	4.1	0.6	0.9	1.4	0.3	2.3
Avg. Stride Freq. [Hz]	2.4	2.5	2.5	2.5	2.5	2.4
Avg. Stride Length [m]	5.7	7.1	6.9	6.8	6.4	6.3



[] Ranking at each section and finish
-:-:- No data available at this section
NA No data available

Horse/Jockey Name	CANYON WIND/Todd Pannell
Finish Rank	9
Fastest Section Time (Section)	0:11.19 (L1000)
Top Speed [km/h] (Section)	65.2 (Overall)
Race State	Finished



Strathalbyn-Professional-2025-12-24

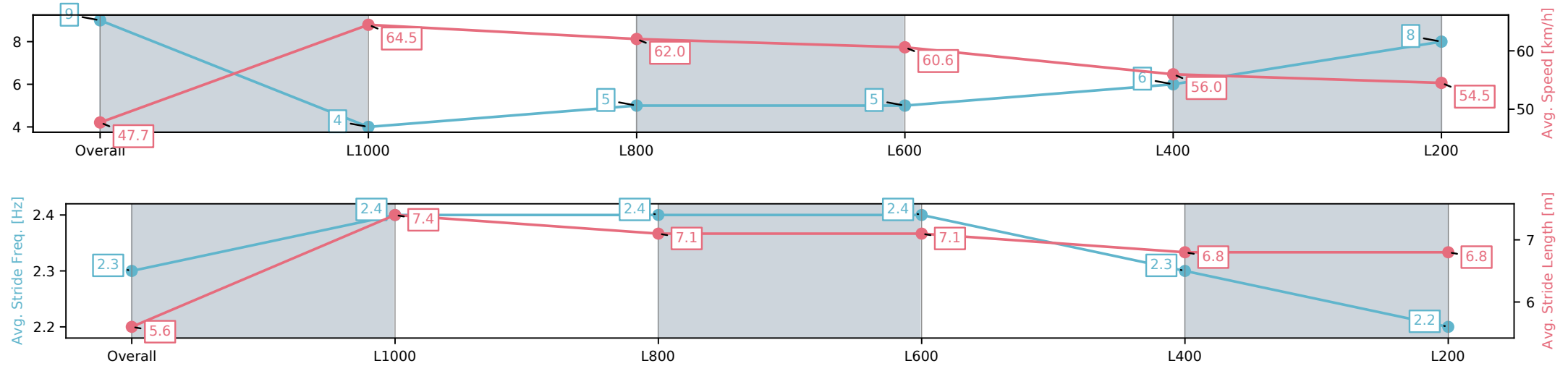
Race 4: Roadside Services and Solutions Colts, Geldings & Entires Rating 0 - 56 Handicap - 1200m

24 December 2025 - 3:01PM

Track Rating: Good 4, Weather: Overcast, Rail Position: +3m W/
Post-400m, True Remainder



Section	Overall	L1000	L800	L600	L400	L200
Section Times	1:15.80[9] (0:15.13)	1:00.67[4] (0:11.19)	0:49.48[5] (0:11.57)	0:37.90[5] (0:11.87)	0:26.03[6] (0:12.81)	0:13.22[8] (0:13.22)
Average Speed [km/h]	47.7	64.5	62.0	60.6	56.0	54.5
Top Speed [km/h]	65.0	65.2	64.0	61.3	59.1	56.2
Avg. Dist. to Rail [m]	3.6	1.3	0.3	1.1	0.5	0.9
Avg. Stride Freq. [Hz]	2.3	2.4	2.4	2.4	2.3	2.2
Avg. Stride Length [m]	5.6	7.4	7.1	7.1	6.8	6.8



[] Ranking at each section and finish
-:-:- No data available at this section
NA No data available