



Strathalbyn-Professional-2025-12-24

Race 2: G & J East Maiden Plate - 1100m

24 December 2025 - 1:50PM

Track Rating: Good 4, Weather: Overcast, Rail Position: +3m W/Post-400m, True
Remainder



Section Field Times							Overall 1:09.03 (0:09.42)	L1000 0:59.61 (0:11.01)	L800 0:48.60 (0:11.82)	L600 0:36.78 (0:12.14)	L400 0:24.64 (0:12.40)	L200 0:12.24 (0:12.24)		
Position	#	Horse/Jockey	Barrier	Top Speed [km/h]	Fastest Section	First 400m							Margin	Distance Travelled From Winner [m]
1	6	ZE ZE ZAP	9	64.2	0:11.56	0:27.22	1:09.03	0:59.21 [9]	0:47.65 [9]	0:35.95 [8]	0:23.98 [8]	0:11.81 [6]	1:09.03	
		Jacob Opperman		1200-1000	1000-800		(0:09.82)	(0:11.56)	(0:11.70)	(0:11.97)	(0:12.17)	(0:11.81)		
2	9	GOODLOOKIN' GURU	1	66.6	0:11.11	0:26.50	1:09.19	0:59.65 [5]	0:48.54 [3]	0:36.72 [3]	0:24.56 [3]	0:12.12 [3]	1.02L	-4
		Taylor Johnstone		1200-1000	1000-800		(0:09.54)	(0:11.11)	(0:11.82)	(0:12.16)	(0:12.44)	(0:12.12)		
3	3	SIR MONICA	3	65.4	0:11.42	0:27.18	1:09.34	0:59.58 [8]	0:48.16 [7]	0:36.19 [9]	0:24.05 [9]	0:11.91 [8]	1.97L	-1
		Caitlin Jones		1200-1000	1000-800		(0:09.76)	(0:11.42)	(0:11.97)	(0:12.14)	(0:12.14)	(0:11.91)		
4	10	EVEN IN AMERICA	2	68.2	0:10.95	0:26.27	1:09.36	0:59.88 [3]	0:48.93 [1]	0:37.11 [1]	0:24.97 [1]	0:12.58 [1]	2.06L	-4
		Sophie Potter		1200-1000	1000-800		(0:09.48)	(0:10.95)	(0:11.82)	(0:12.14)	(0:12.39)	(0:12.57)		
5	1	FOOLISH LAD	7	65.1	0:11.45	0:27.09	1:09.42	0:59.69 [7]	0:48.24 [8]	0:36.52 [7]	0:24.69 [4]	0:12.30 [4]	2.48L	+5
		Campbell Rawiller		1200-1000	1000-800		(0:09.73)	(0:11.45)	(0:11.72)	(0:11.83)	(0:12.39)	(0:12.30)		
6	4	STRANDED	5	65.2	0:11.48	0:26.94	1:09.60	1:00.09 [4]	0:48.61 [6]	0:36.70 [6]	0:24.73 [7]	0:12.37 [7]	3.61L	-3
		Todd Pannell		1200-1000	1000-800		(0:09.51)	(0:11.48)	(0:11.91)	(0:11.97)	(0:12.36)	(0:12.37)		
7	2	ON TIK	6	68.9	0:10.83	0:26.32	1:09.61	0:59.97 [6]	0:49.14 [2]	0:37.27 [2]	0:25.14 [2]	0:12.66 [2]	3.69L	-1
		Sophie Logan		1200-1000	1000-800		(0:09.64)	(0:10.83)	(0:11.87)	(0:12.13)	(0:12.48)	(0:12.66)		
8	7	COSMO DIVA	8	64.8	0:11.52	0:26.79	1:09.79	1:00.38 [1]	0:48.86 [5]	0:37.03 [5]	0:24.99 [6]	0:12.65 [5]	4.83L	+1
		Alana Livesey		1200-1000	1000-800		(0:09.41)	(0:11.52)	(0:11.83)	(0:12.04)	(0:12.34)	(0:12.65)		
9	8	XAIAMBI	4	66.0	0:11.30	0:26.54	1:13.53	1:04.10 [2]	0:52.80 [4]	0:40.97 [4]	0:28.80 [5]	0:15.33 [9]	28.48L	+2
		Emily Finnegan		1200-1000	1000-800		(0:09.43)	(0:11.30)	(0:11.83)	(0:12.17)	(0:13.47)	(0:15.33)		

Scratched: Wine Snob (#5), Aramoso (#11), Stella's Charm (#12)

Horse/Jockey Name	ZE ZE ZAP/Jacob Opperman
Finish Rank	1
Fastest Section Time (Section)	0:11.56 (L1000)
Top Speed [km/h] (Section)	64.2 (Overall)
Race State	Finished



Strathalbyn-Professional-2025-12-24

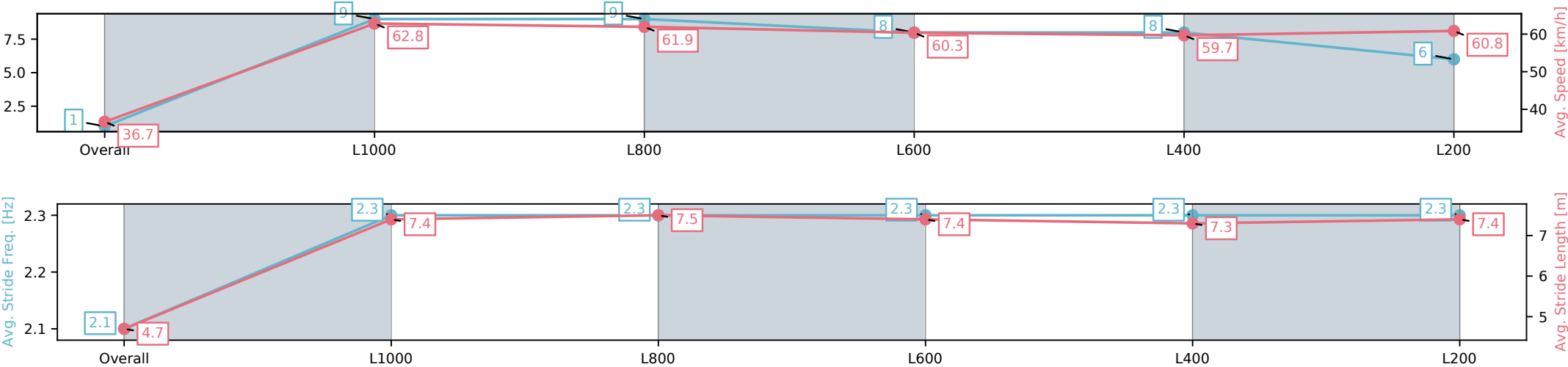
Race 2: G & J East Maiden Plate - 1100m

24 December 2025 - 1:50PM

Track Rating: Good 4, Weather: Overcast, Rail Position: +3m W/
Post-400m, True Remainder



Section	Overall	L1000	L800	L600	L400	L200
Section Times	1:09.03[1] (0:09.82)	0:59.21[9] (0:11.56)	0:47.65[9] (0:11.70)	0:35.95[8] (0:11.97)	0:23.98[8] (0:12.17)	0:11.81[6] (0:11.81)
Average Speed [km/h]	36.7	62.8	61.9	60.3	59.7	60.8
Top Speed [km/h]	60.7	64.2	62.7	62.3	61.4	62.5
Avg. Dist. to Rail [m]	10.9	3.8	1.5	1.5	1.8	3.5
Avg. Stride Freq. [Hz]	2.1	2.3	2.3	2.3	2.3	2.3
Avg. Stride Length [m]	4.7	7.4	7.5	7.4	7.3	7.4



[] Ranking at each section and finish
-:-:- No data available at this section
NA No data available

Horse/Jockey Name	GOODLOOKIN' GURU/Taylor Johnstone
Finish Rank	2
Fastest Section Time (Section)	0:11.11 (L1000)
Top Speed [km/h] (Section)	66.6 (Overall)
Race State	Finished



Strathalbyn-Professional-2025-12-24

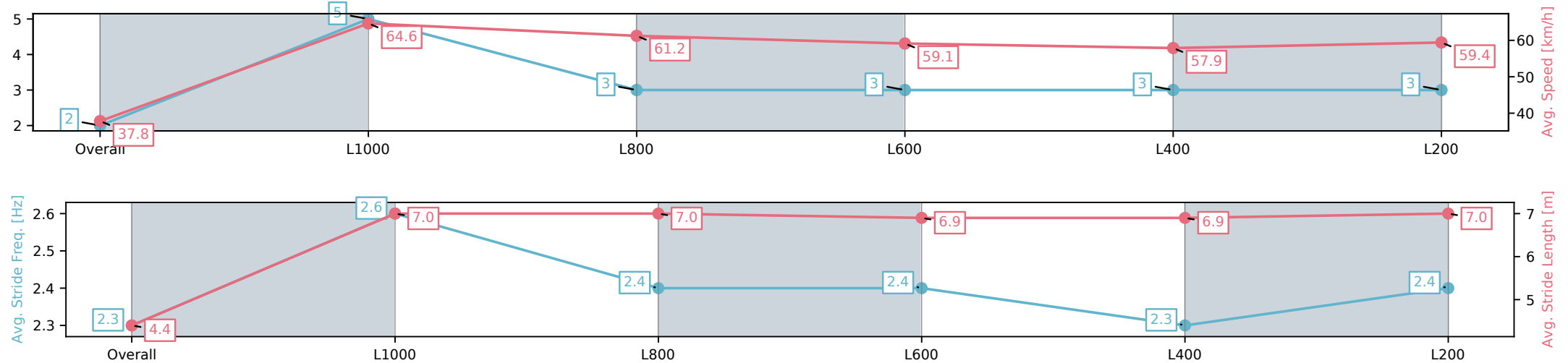
Race 2: G & J East Maiden Plate - 1100m

24 December 2025 - 1:50PM

Track Rating: Good 4, Weather: Overcast, Rail Position: +3m W/
Post-400m, True Remainder



Section	Overall	L1000	L800	L600	L400	L200
Section Times	1:09.19[2] (0:09.54)	0:59.65[5] (0:11.11)	0:48.54[3] (0:11.82)	0:36.72[3] (0:12.16)	0:24.56[3] (0:12.44)	0:12.12[3] (0:12.12)
Average Speed [km/h]	37.8	64.6	61.2	59.1	57.9	59.4
Top Speed [km/h]	64.5	66.6	62.9	59.9	60.1	60.5
Avg. Dist. to Rail [m]	5.2	1.1	0.7	1.1	0.4	1.4
Avg. Stride Freq. [Hz]	2.3	2.6	2.4	2.4	2.3	2.4
Avg. Stride Length [m]	4.4	7.0	7.0	6.9	6.9	7.0

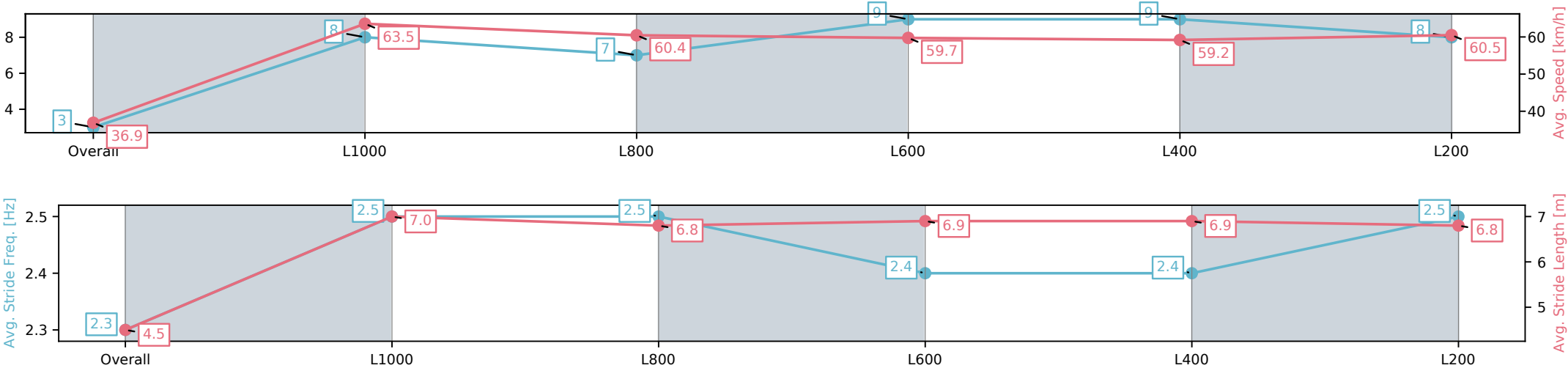


[] Ranking at each section and finish
-:-:- No data available at this section
NA No data available

Horse/Jockey Name	SIR MONICA/Caitlin Jones
Finish Rank	3
Fastest Section Time (Section)	0:11.42 (L1000)
Top Speed [km/h] (Section)	65.4 (Overall)
Race State	Finished



Section	Overall	L1000	L800	L600	L400	L200
Section Times	1:09.34[3] (0:09.76)	0:59.58[8] (0:11.42)	0:48.16[7] (0:11.97)	0:36.19[9] (0:12.14)	0:24.05[9] (0:12.14)	0:11.91[8] (0:11.91)
Average Speed [km/h]	36.9	63.5	60.4	59.7	59.2	60.5
Top Speed [km/h]	62.6	65.4	62.3	61.8	61.1	61.1
Avg. Dist. to Rail [m]	7.4	3.0	2.1	1.2	0.8	7.1
Avg. Stride Freq. [Hz]	2.3	2.5	2.5	2.4	2.4	2.5
Avg. Stride Length [m]	4.5	7.0	6.8	6.9	6.9	6.8



[] Ranking at each section and finish
-:-:- No data available at this section
NA No data available

Horse/Jockey Name	EVEN IN AMERICA/Sophie Potter
Finish Rank	4
Fastest Section Time (Section)	0:10.95 (L1000)
Top Speed [km/h] (Section)	68.2 (Overall)
Race State	Finished



Strathalbyn-Professional-2025-12-24

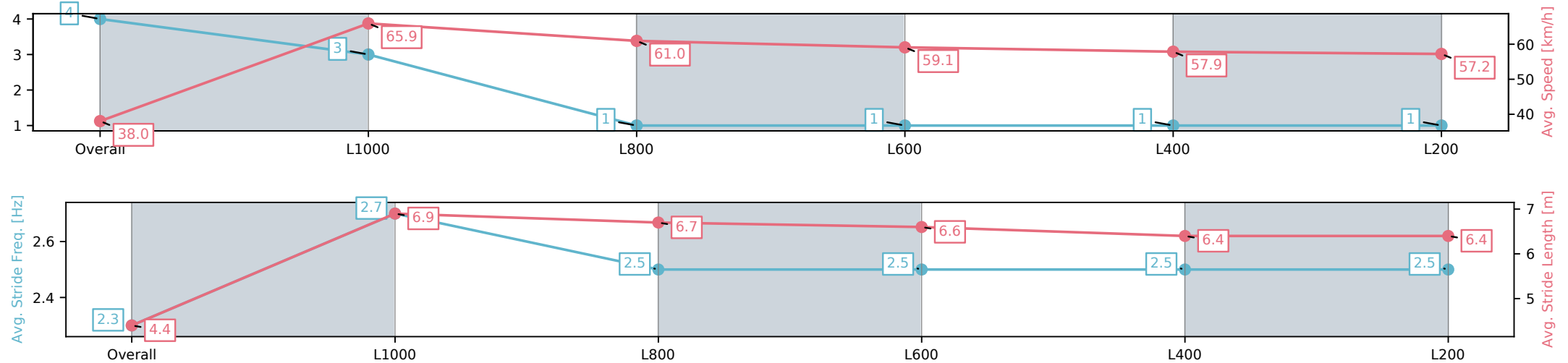
Race 2: G & J East Maiden Plate - 1100m

24 December 2025 - 1:50PM

Track Rating: Good 4, Weather: Overcast, Rail Position: +3m W/
Post-400m, True Remainder



Section	Overall	L1000	L800	L600	L400	L200
Section Times	1:09.36[4] (0:09.48)	0:59.88[3] (0:10.95)	0:48.93[1] (0:11.82)	0:37.11[1] (0:12.14)	0:24.97[1] (0:12.39)	0:12.58[1] (0:12.57)
Average Speed [km/h]	38.0	65.9	61.0	59.1	57.9	57.2
Top Speed [km/h]	65.4	68.2	63.3	59.8	58.7	58.2
Avg. Dist. to Rail [m]	6.6	2.1	0.5	1.3	1.0	1.6
Avg. Stride Freq. [Hz]	2.3	2.7	2.5	2.5	2.5	2.5
Avg. Stride Length [m]	4.4	6.9	6.7	6.6	6.4	6.4

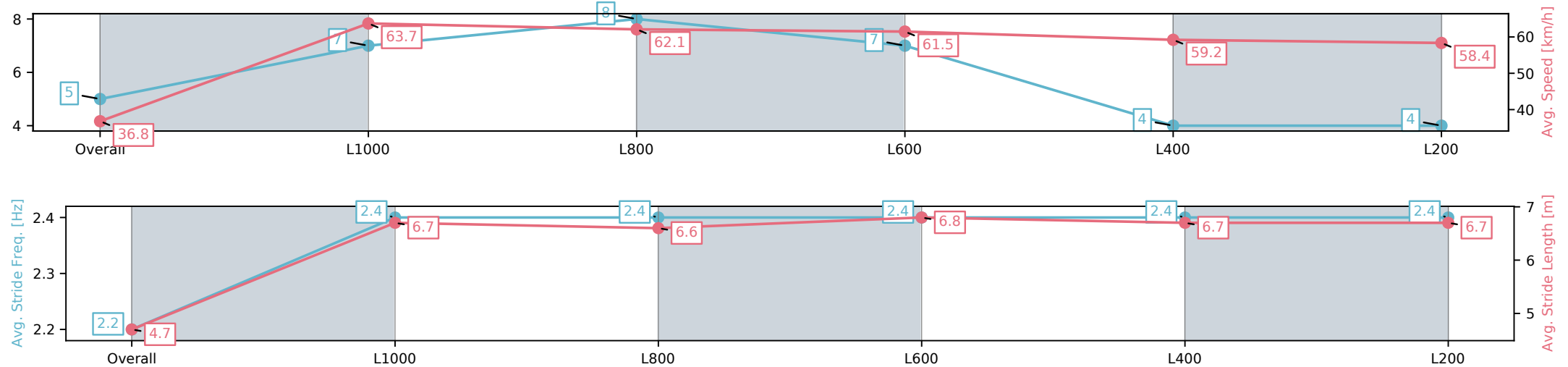


[] Ranking at each section and finish
-:-:- No data available at this section
NA No data available

Horse/Jockey Name	FOOLISH LAD/Campbell Rawiller
Finish Rank	5
Fastest Section Time (Section)	0:11.45 (L1000)
Top Speed [km/h] (Section)	65.1 (Overall)
Race State	Finished



Section	Overall	L1000	L800	L600	L400	L200
Section Times	1:09.42[5] (0:09.73)	0:59.69[7] (0:11.45)	0:48.24[8] (0:11.72)	0:36.52[7] (0:11.83)	0:24.69[4] (0:12.39)	0:12.30[4] (0:12.30)
Average Speed [km/h]	36.8	63.7	62.1	61.5	59.2	58.4
Top Speed [km/h]	60.9	65.1	63.0	62.4	60.5	59.3
Avg. Dist. to Rail [m]	10.2	4.2	2.2	2.9	4.3	7.7
Avg. Stride Freq. [Hz]	2.2	2.4	2.4	2.4	2.4	2.4
Avg. Stride Length [m]	4.7	6.7	6.6	6.8	6.7	6.7



[] Ranking at each section and finish
-:-:- No data available at this section
NA No data available

Horse/Jockey Name	STRANDED/Todd Pannell
Finish Rank	6
Fastest Section Time (Section)	0:11.48 (L1000)
Top Speed [km/h] (Section)	65.2 (Overall)
Race State	Finished



Strathalbyn-Professional-2025-12-24

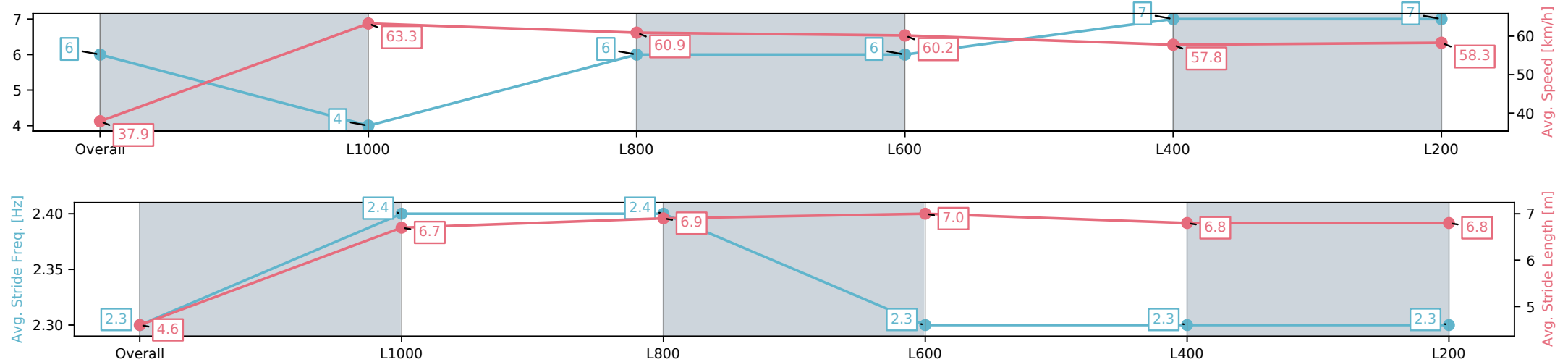
Race 2: G & J East Maiden Plate - 1100m

24 December 2025 - 1:50PM

Track Rating: Good 4, Weather: Overcast, Rail Position: +3m W/
Post-400m, True Remainder



Section	Overall	L1000	L800	L600	L400	L200
Section Times	1:09.60[6] (0:09.51)	1:00.09[4] (0:11.48)	0:48.61[6] (0:11.91)	0:36.70[6] (0:11.97)	0:24.73[7] (0:12.36)	0:12.37[7] (0:12.37)
Average Speed [km/h]	37.9	63.3	60.9	60.2	57.8	58.3
Top Speed [km/h]	62.2	65.2	63.2	60.7	59.7	58.7
Avg. Dist. to Rail [m]	8.8	3.9	1.6	1.0	1.5	1.6
Avg. Stride Freq. [Hz]	2.3	2.4	2.4	2.3	2.3	2.3
Avg. Stride Length [m]	4.6	6.7	6.9	7.0	6.8	6.8



[] Ranking at each section and finish
-:-:- No data available at this section
NA No data available

Horse/Jockey Name	ON TIK/Sophie Logan
Finish Rank	7
Fastest Section Time (Section)	0:10.83 (L1000)
Top Speed [km/h] (Section)	68.9 (Overall)
Race State	Finished



Strathalbyn-Professional-2025-12-24

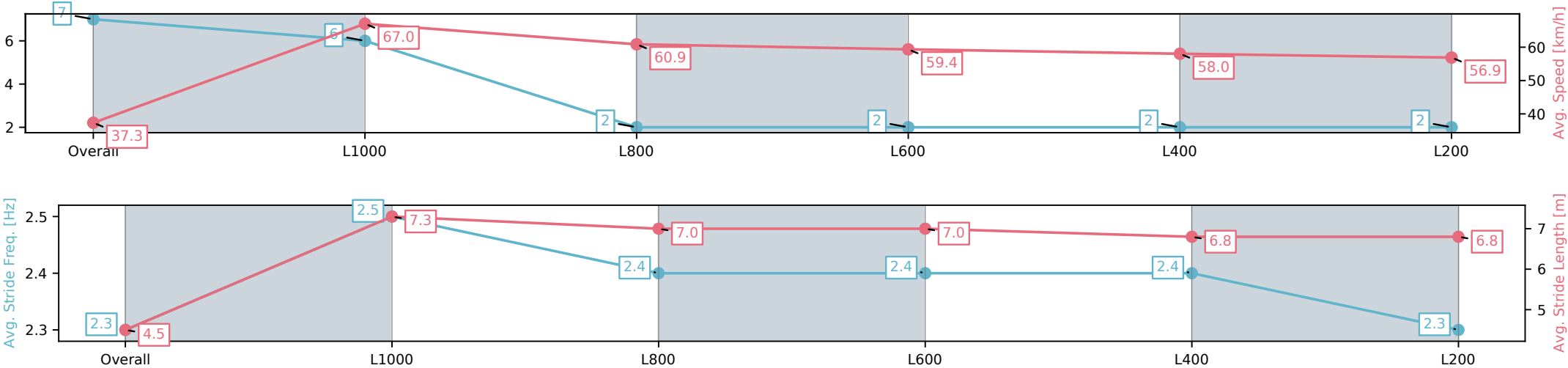
Race 2: G & J East Maiden Plate - 1100m

24 December 2025 - 1:50PM

Track Rating: Good 4, Weather: Overcast, Rail Position: +3m W/
Post-400m, True Remainder



Section	Overall	L1000	L800	L600	L400	L200
Section Times	1:09.61[7] (0:09.64)	0:59.97[6] (0:10.83)	0:49.14[2] (0:11.87)	0:37.27[2] (0:12.13)	0:25.14[2] (0:12.48)	0:12.66[2] (0:12.66)
Average Speed [km/h]	37.3	67.0	60.9	59.4	58.0	56.9
Top Speed [km/h]	67.2	68.9	64.7	60.1	59.3	58.0
Avg. Dist. to Rail [m]	10.2	3.6	0.8	1.3	0.9	2.9
Avg. Stride Freq. [Hz]	2.3	2.5	2.4	2.4	2.4	2.3
Avg. Stride Length [m]	4.5	7.3	7.0	7.0	6.8	6.8



[] Ranking at each section and finish
-:-:- No data available at this section
NA No data available

Horse/Jockey Name	COSMO DIVA/Alana Livesey
Finish Rank	8
Fastest Section Time (Section)	0:11.52 (L1000)
Top Speed [km/h] (Section)	64.8 (Overall)
Race State	Finished



Strathalbyn-Professional-2025-12-24

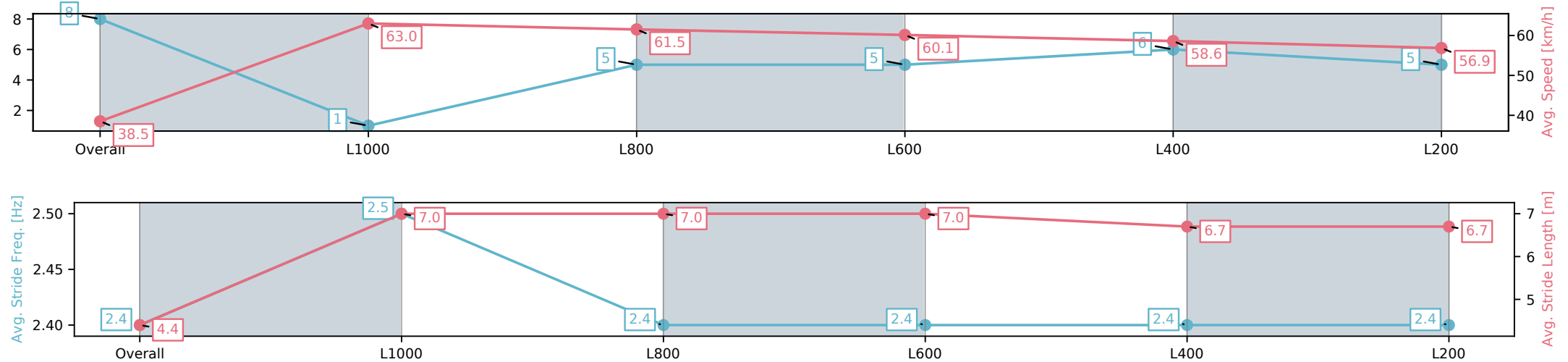
Race 2: G & J East Maiden Plate - 1100m

24 December 2025 - 1:50PM

Track Rating: Good 4, Weather: Overcast, Rail Position: +3m W/
Post-400m, True Remainder



Section	Overall	L1000	L800	L600	L400	L200
Section Times	1:09.79[8] (0:09.41)	1:00.38[1] (0:11.52)	0:48.86[5] (0:11.83)	0:37.03[5] (0:12.04)	0:24.99[6] (0:12.34)	0:12.65[5] (0:12.65)
Average Speed [km/h]	38.5	63.0	61.5	60.1	58.6	56.9
Top Speed [km/h]	62.7	64.8	63.6	61.6	60.7	58.3
Avg. Dist. to Rail [m]	10.9	4.5	2.1	1.8	1.1	2.0
Avg. Stride Freq. [Hz]	2.4	2.5	2.4	2.4	2.4	2.4
Avg. Stride Length [m]	4.4	7.0	7.0	7.0	6.7	6.7



[] Ranking at each section and finish
-:-:- No data available at this section
NA No data available

Horse/Jockey Name	XAIAMBI/Emily Finnegan
Finish Rank	9
Fastest Section Time (Section)	0:11.30 (L1000)
Top Speed [km/h] (Section)	66.0 (Overall)
Race State	Finished



Strathalbyn-Professional-2025-12-24

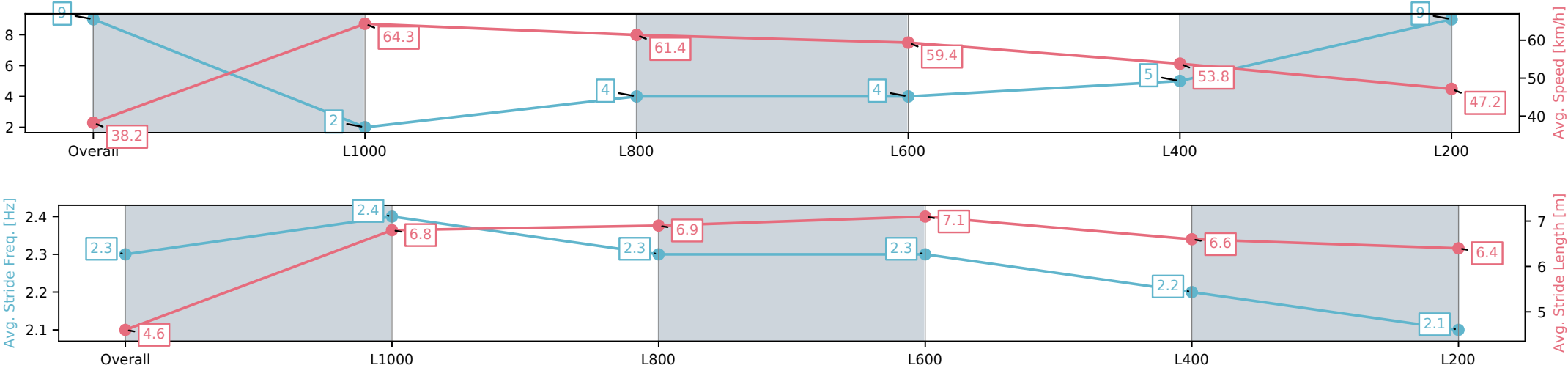
Race 2: G & J East Maiden Plate - 1100m

24 December 2025 - 1:50PM

Track Rating: Good 4, Weather: Overcast, Rail Position: +3m W/
Post-400m, True Remainder



Section	Overall	L1000	L800	L600	L400	L200
Section Times	1:13.53[9] (0:09.43)	1:04.10[2] (0:11.30)	0:52.80[4] (0:11.83)	0:40.97[4] (0:12.17)	0:28.80[5] (0:13.47)	0:15.33[9] (0:15.33)
Average Speed [km/h]	38.2	64.3	61.4	59.4	53.8	47.2
Top Speed [km/h]	64.6	66.0	63.3	61.0	58.4	50.7
Avg. Dist. to Rail [m]	8.4	3.6	1.8	1.8	2.6	2.6
Avg. Stride Freq. [Hz]	2.3	2.4	2.3	2.3	2.2	2.1
Avg. Stride Length [m]	4.6	6.8	6.9	7.1	6.6	6.4



[] Ranking at each section and finish
-:-:- No data available at this section
NA No data available