



# Strathalbyn-Professional-2025-12-10

Race 6: Roadside Services and Solutions Rating 0 - 56 Handicap - 1600m

10 December 2025 - 4:35PM

Track Rating: Good 4, Weather: Fine, Rail Position: +3m 0m-400m, True Remainder



## Section

## Field Times

Overall

1:39.56

(0:13.97)

L1400

1:25.60

(0:11.60)

L1200

1:14.00

(0:12.23)

L1000

1:01.77

(0:12.23)

L800

0:49.53

(0:12.68)

L600

0:36.85

(0:12.30)

Position	#	Horse/Jockey	Barrier	Top Speed [km/h]	Fastest Section	First 400m	Overall	L1400	L1200	L1000	L800	L600	Distance Travelled From Winner [m]
1	4	ALLEGEDLY	7	64.8	0:11.61	0:26.50	1:39.57	1:24.77 [8]	1:13.07 [8]	1:00.76 [7]	0:48.29 [7]	0:36.05 [6]	
		Jake Toeroek		1600-1400	600-400		(0:14.80)	(0:11.70)	(0:12.31)	(0:12.47)	(0:12.24)	(0:11.61)	
2	8	THE ICE CUTTER	10	63.0	0:11.81	0:26.94	1:39.66	1:24.56 [11]	1:12.72 [11]	1:00.61 [9]	0:48.20 [9]	0:35.85 [9]	+2
		Brooke King		600-400	600-400		(0:15.10)	(0:11.84)	(0:12.11)	(0:12.41)	(0:12.35)	(0:11.81)	
3	11	GOGOLF GURU	12	63.5	0:11.74	0:26.75	1:39.67	1:24.66 [9]	1:12.92 [9]	1:00.54 [10]	0:48.04 [10]	0:35.77 [10]	+0
		Sophie Logan		1600-1400	1400-1200		(0:15.01)	(0:11.74)	(0:12.38)	(0:12.50)	(0:12.27)	(0:11.89)	
4	7	HASTA LA PRINCE	4	63.2	0:11.71	0:26.16	1:39.78	1:25.33 [6]	1:13.62 [5]	1:01.17 [6]	0:48.63 [6]	0:36.16 [7]	-5
		Zoe Lloyd		1600-1400	1400-1200		(0:14.45)	(0:11.71)	(0:12.45)	(0:12.54)	(0:12.47)	(0:11.83)	
5	6	SPEC RAIDER	8	66.0	0:11.50	0:25.62	1:39.78	1:25.66 [2]	1:14.16 [2]	1:01.98 [1]	0:49.75 [1]	0:37.06 [1]	-7
		Anna Jordsjo		1600-1400	1400-1200		(0:14.12)	(0:11.50)	(0:12.18)	(0:12.23)	(0:12.69)	(0:12.28)	
6	1	BAD TO THE BONE	1	63.2	0:11.70	0:26.36	1:39.97	1:25.31 [7]	1:13.61 [7]	1:01.11 [8]	0:48.58 [8]	0:36.19 [8]	-4
		Todd Pannell		1600-1400	1400-1200		(0:14.66)	(0:11.70)	(0:12.50)	(0:12.53)	(0:12.39)	(0:11.83)	
7	2	GIVE SOME LIP	2	63.4	0:11.70	0:26.84	1:40.01	1:24.92 [10]	1:13.17 [10]	1:00.83 [11]	0:48.18 [12]	0:35.91 [11]	-8
		Kayla Crowther		1600-1400	600-400		(0:15.09)	(0:11.75)	(0:12.34)	(0:12.65)	(0:12.27)	(0:11.70)	
8	5	HATEECH	5	65.3	0:11.64	0:26.22	1:40.02	1:25.60 [4]	1:13.80 [6]	1:01.46 [5]	0:48.92 [5]	0:36.53 [5]	-1
		Jason Holder		1600-1400	600-400		(0:14.42)	(0:11.80)	(0:12.34)	(0:12.54)	(0:12.39)	(0:11.64)	
9	9	FRIEND IN ME	11	66.8	0:11.61	0:25.56	1:40.19	1:26.23 [1]	1:14.62 [1]	1:02.26 [2]	0:49.77 [2]	0:37.15 [2]	-4
		Ben Price		1600-1400	1400-1200		(0:13.96)	(0:11.61)	(0:12.36)	(0:12.49)	(0:12.62)	(0:12.07)	
10	10	GRINZINGER ALLEE	9	63.3	0:11.80	0:27.14	1:40.69	1:25.35 [12]	1:13.55 [12]	1:01.20 [12]	0:48.89 [11]	0:36.58 [12]	+4
		Lauren Stojakovic		1600-1400	1400-1200		(0:15.34)	(0:11.80)	(0:12.35)	(0:12.31)	(0:12.31)	(0:11.90)	

Scratched: Sam's Reward (#13)

Report Created: Wed 10 December 2025 17:37:03 GMT+11 (Note: Timing is based on positional data)

Page 1/16

[ ] Position in running at each section and finish  
-:-:- No data available at this section  
NA No data available  
■ Background shading for fastest section

# Saddle cloth number  
DNF Did not finish  
DNT Did not track

data processed by TRIPLESDATA



# Strathalbyn-Professional-2025-12-10

Race 6: Roadside Services and Solutions Rating 0 - 56 Handicap - 1600m

10 December 2025 - 4:35PM

Track Rating: Good 4, Weather: Fine, Rail Position: +3m 0m-400m, True Remainder



## Section

## Field Times

Overall	L1400	L1200	L1000	L800	L600
1:39.56	1:25.60	1:14.00	1:01.77	0:49.53	0:36.85
(0:13.97)	(0:11.60)	(0:12.23)	(0:12.23)	(0:12.68)	(0:12.30)

Position	#	Horse/Jockey	Barrier	Top Speed [km/h]	Fastest Section	First 400m								Distance Travelled From Winner [m]
11	3	ROKABYE WARRIOR	6	63.2	0:11.67	0:25.97	1:41.50	1:27.20 [3]	1:15.53 [4]	1:03.21 [4]	0:50.67 [4]	0:38.14 [3]		-8
		Sairyn Fawke		1600-1400	1400-1200		(0:14.30)	(0:11.67)	(0:12.32)	(0:12.54)	(0:12.53)	(0:12.05)		
12	12	TEQUILA SUNSET	3	63.5	0:11.54	0:25.97	1:41.75	1:27.32 [5]	1:15.78 [3]	1:03.47 [3]	0:50.95 [3]	0:38.34 [4]		-12
		Emily Finnegan		1600-1400	1400-1200		(0:14.43)	(0:11.54)	(0:12.31)	(0:12.52)	(0:12.61)	(0:12.14)		

Scratched: Sam's Reward (#13)

- [ ] Position in running at each section and finish
- #: Saddle cloth number
- : No data available at this section
- DNF: Did not finish
- NA: No data available
- DNT: Did not track
- █: Background shading for fastest section



# Strathalbyn-Professional-2025-12-10

Race 6: Roadside Services and Solutions Rating 0 - 56 Handicap - 1600m

10 December 2025 - 4:35PM

Track Rating: Good 4, Weather: Fine, Rail Position: +3m 0m-400m, True Remainder



## Section

## Field Times

Section Field Times								L400 0:24.55 (0:12.32)	L200 0:12.23 (0:12.23)						
Position	#	Horse/Jockey	Barrier	Top Speed [km/h]	Fastest Section	First 400m	Margin								Distance Travelled From Winner [m]
1	4	ALLEGEDLY	7	64.8	0:11.61	0:26.50	0:24.44 [4]	0:12.24 [1]	1:39.57						
		Jake Toeroek		1600-1400	600-400		(0:12.20)	(0:12.24)							
2	8	THE ICE CUTTER	10	63.0	0:11.81	0:26.94	0:24.04 [9]	0:12.03 [5]	0.58L					+2	
		Brooke King		600-400	600-400		(0:12.01)	(0:12.03)							
3	11	GOGOLF GURU	12	63.5	0:11.74	0:26.75	0:23.88 [10]	0:11.95 [7]	0.6L					+0	
		Sophie Logan		1600-1400	1400-1200		(0:11.93)	(0:11.95)							
4	7	HASTA LA PRINCE	4	63.2	0:11.71	0:26.16	0:24.33 [6]	0:12.11 [6]	1.3L					-5	
		Zoe Lloyd		1600-1400	1400-1200		(0:12.22)	(0:12.11)							
5	6	SPEC RAIDER	8	66.0	0:11.50	0:25.62	0:24.77 [1]	0:12.39 [2]	1.34L					-7	
		Anna Jordsjo		1600-1400	1400-1200		(0:12.38)	(0:12.39)							
6	1	BAD TO THE BONE	1	63.2	0:11.70	0:26.36	0:24.36 [8]	0:12.11 [8]	2.47L					-4	
		Todd Pannell		1600-1400	1400-1200		(0:12.25)	(0:12.11)							
7	2	GIVE SOME LIP	2	63.4	0:11.70	0:26.84	0:24.21 [11]	0:12.10 [9]	2.75L					-8	
		Kayla Crowther		1600-1400	600-400		(0:12.11)	(0:12.10)							
8	5	HATEECH	5	65.3	0:11.64	0:26.22	0:24.89 [3]	0:12.59 [3]	2.82L					-1	
		Jason Holder		1600-1400	600-400		(0:12.30)	(0:12.59)							
9	9	FRIEND IN ME	11	66.8	0:11.61	0:25.56	0:25.08 [2]	0:12.57 [4]	3.86L					-4	
		Ben Price		1600-1400	1400-1200		(0:12.51)	(0:12.56)							
10	10	GRINZINGER ALLEE	9	63.3	0:11.80	0:27.14	0:24.68 [12]	0:12.46 [12]	6.98L					+4	
		Lauren Stojakovic		1600-1400	1400-1200		(0:12.22)	(0:12.46)							

Scratched: Sam's Reward (#13)

Report Created: Wed 10 December 2025 17:37:03 GMT+11 (Note: Timing is based on positional data)

Page 3/16

[ ] Position in running at each section and finish  
-:-:- No data available at this section  
NA No data available  
■ Background shading for fastest section

# Saddle cloth number  
DNF Did not finish  
DNT Did not track

data processed by  TRIPLESDATA



# Strathalbyn-Professional-2025-12-10

Race 6: Roadside Services and Solutions Rating 0 - 56 Handicap - 1600m

10 December 2025 - 4:35PM

Track Rating: Good 4, Weather: Fine, Rail Position: +3m 0m-400m, True Remainder



## Section Field Times

Section Field Times							L400 0:24.55 (0:12.32)	L200 0:12.23 (0:12.23)							
Position	#	Horse/Jockey	Barrier	Top Speed [km/h]	Fastest Section	First 400m	Margin								Distance Travelled From Winner [m]
11	3	ROKABYE WARRIOR	6	63.2	0:11.67	0:25.97	0:26.09 [5]	0:13.46 [10]	12.08L						-8
		Sairyn Fawke		1600-1400	1400-1200		(0:12.63)	(0:13.46)							
12	12	TEQUILA SUNSET	3	63.5	0:11.54	0:25.97	0:26.20 [7]	0:13.57 [11]	13.65L						-12
		Emily Finnegan		1600-1400	1400-1200		(0:12.63)	(0:13.56)							

Scratched: Sam's Reward (#13)

Horse/Jockey Name	ALLEGEDLY/Jake Toeroek
Finish Rank	1
Fastest Section Time (Section)	0:11.61 (L600)
Top Speed [km/h] (Section)	64.8 (Overall)
Race State	Finished



Strathalbyn-Professional-2025-12-10

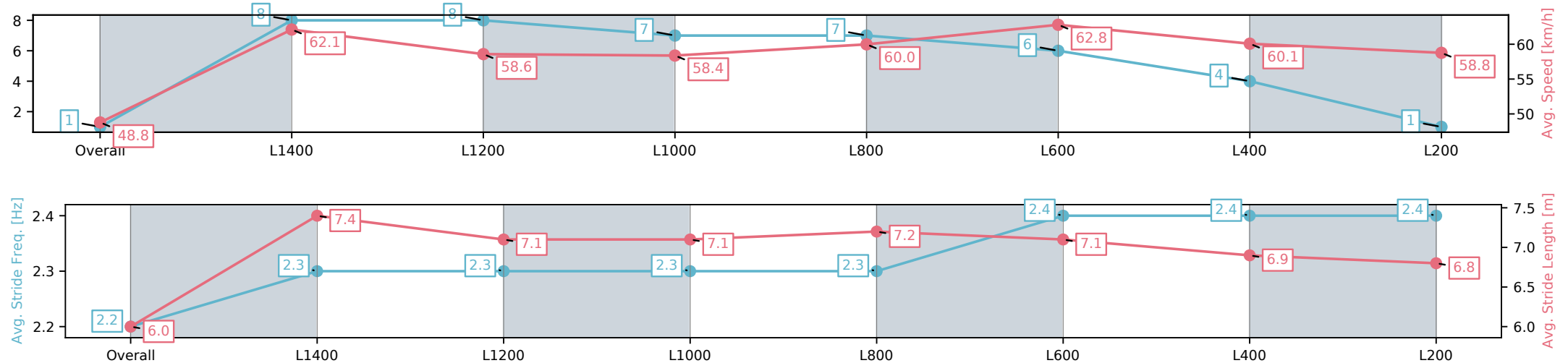
Race 6: Roadside Services and Solutions Rating 0 - 56  
Handicap - 1600m

10 December 2025 - 4:35PM

Track Rating: Good 4, Weather: Fine, Rail Position: +3m 0m-400m,  
True Remainder



Section	Overall	L1400	L1200	L1000	L800	L600	L400	L200
Section Times	1:39.57[1] (0:14.80)	1:24.77[8] (0:11.70)	1:13.07[8] (0:12.31)	1:00.76[7] (0:12.47)	0:48.29[7] (0:12.24)	0:36.05[6] (0:11.61)	0:24.44[4] (0:12.20)	0:12.24[1] (0:12.24)
Average Speed [km/h]	48.8	62.1	58.6	58.4	60.0	62.8	60.1	58.8
Top Speed [km/h]	64.8	64.7	60.7	59.1	61.7	64.1	61.8	59.6
Avg. Dist. to Rail [m]	4.1	1.7	3.0	2.9	3.9	3.6	4.6	6.4
Avg. Stride Freq. [Hz]	2.2	2.3	2.3	2.3	2.3	2.4	2.4	2.4
Avg. Stride Length [m]	6.0	7.4	7.1	7.1	7.2	7.1	6.9	6.8



[ ] Ranking at each section and finish  
-:-:- No data available at this section  
NA No data available

Horse/Jockey Name	THE ICE CUTTER/Brooke King
Finish Rank	2
Fastest Section Time (Section)	0:11.81 (L600)
Top Speed [km/h] (Section)	63.0 (L600)
Race State	Finished



Strathalbyn-Professional-2025-12-10

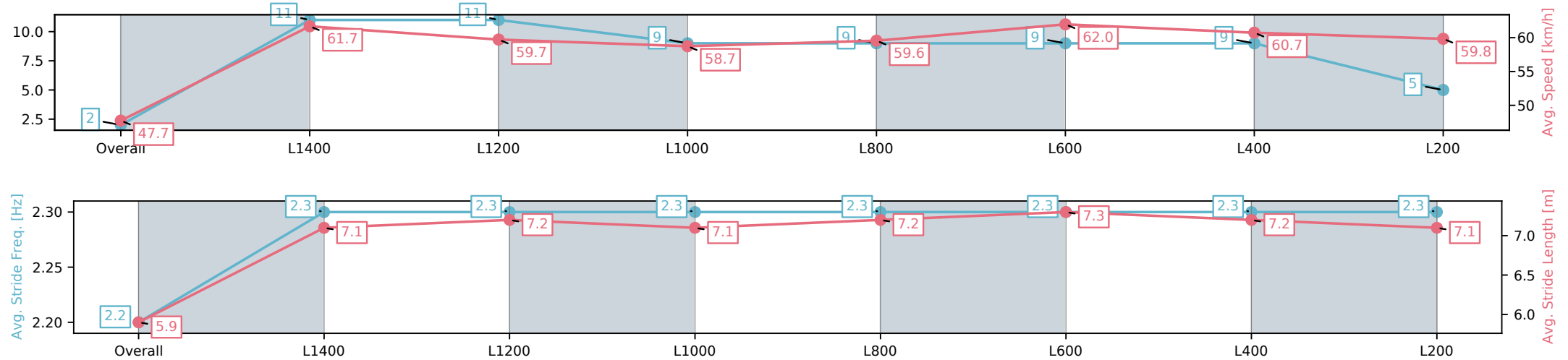
Race 6: Roadside Services and Solutions Rating 0 - 56  
Handicap - 1600m

10 December 2025 - 4:35PM

Track Rating: Good 4, Weather: Fine, Rail Position: +3m 0m-400m,  
True Remainder



Section	Overall	L1400	L1200	L1000	L800	L600	L400	L200
Section Times	1:39.66[2] (0:15.10)	1:24.56[11] (0:11.84)	1:12.72[11] (0:12.11)	1:00.61[9] (0:12.41)	0:48.20[9] (0:12.35)	0:35.85[9] (0:11.81)	0:24.04[9] (0:12.01)	0:12.03[5] (0:12.03)
Average Speed [km/h]	47.7	61.7	59.7	58.7	59.6	62.0	60.7	59.8
Top Speed [km/h]	59.7	62.3	61.8	59.6	61.1	63.0	63.0	61.1
Avg. Dist. to Rail [m]	6.0	2.4	4.2	3.9	4.8	4.1	3.5	5.8
Avg. Stride Freq. [Hz]	2.2	2.3	2.3	2.3	2.3	2.3	2.3	2.3
Avg. Stride Length [m]	5.9	7.1	7.2	7.1	7.2	7.3	7.2	7.1



[ ] Ranking at each section and finish  
-:-:- No data available at this section  
NA No data available

Horse/Jockey Name	GOGOLF GURU/Sophie Logan
Finish Rank	3
Fastest Section Time (Section)	0:11.74 (L1400)
Top Speed [km/h] (Section)	63.5 (Overall)
Race State	Finished



Strathalbyn-Professional-2025-12-10

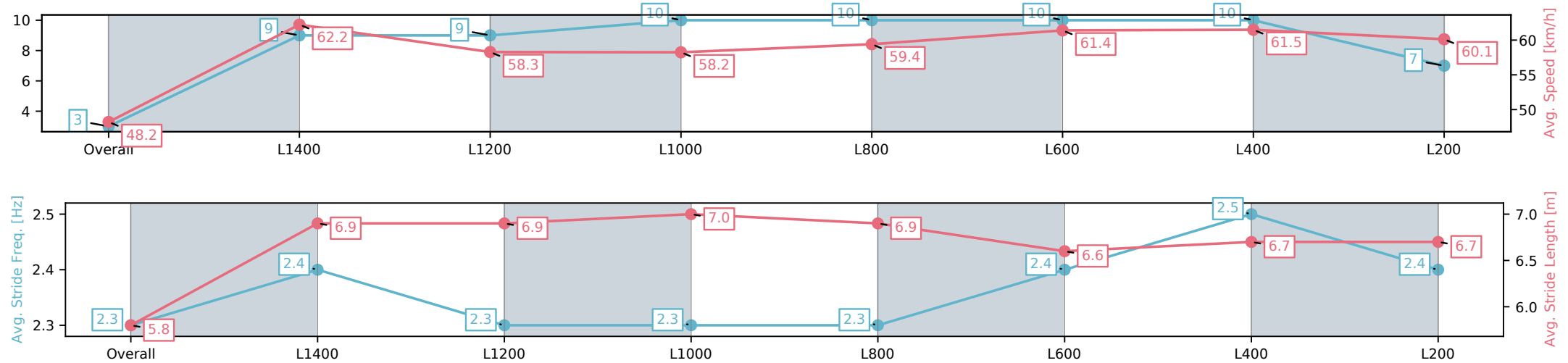
Race 6: Roadside Services and Solutions Rating 0 - 56  
Handicap - 1600m

10 December 2025 - 4:35PM

Track Rating: Good 4, Weather: Fine, Rail Position: +3m 0m-400m,  
True Remainder



Section	Overall	L1400	L1200	L1000	L800	L600	L400	L200
Section Times	1:39.67[3] (0:15.01)	1:24.66[9] (0:11.74)	1:12.92[9] (0:12.38)	1:00.54[10] (0:12.50)	0:48.04[10] (0:12.27)	0:35.77[10] (0:11.89)	0:23.88[10] (0:11.93)	0:11.95[7] (0:11.95)
Average Speed [km/h]	48.2	62.2	58.3	58.2	59.4	61.4	61.5	60.1
Top Speed [km/h]	61.5	63.5	60.8	59.0	61.2	63.0	63.4	60.7
Avg. Dist. to Rail [m]	7.4	2.6	3.2	2.8	3.5	3.7	4.3	6.3
Avg. Stride Freq. [Hz]	2.3	2.4	2.3	2.3	2.3	2.4	2.5	2.4
Avg. Stride Length [m]	5.8	6.9	6.9	7.0	6.9	6.6	6.7	6.7



[ ] Ranking at each section and finish  
-:-:- No data available at this section  
NA No data available

Horse/Jockey Name	HASTA LA PRINCE/Zoe Lloyd
Finish Rank	4
Fastest Section Time (Section)	0:11.71 (L1400)
Top Speed [km/h] (Section)	63.2 (Overall)
Race State	Finished



Strathalbyn-Professional-2025-12-10

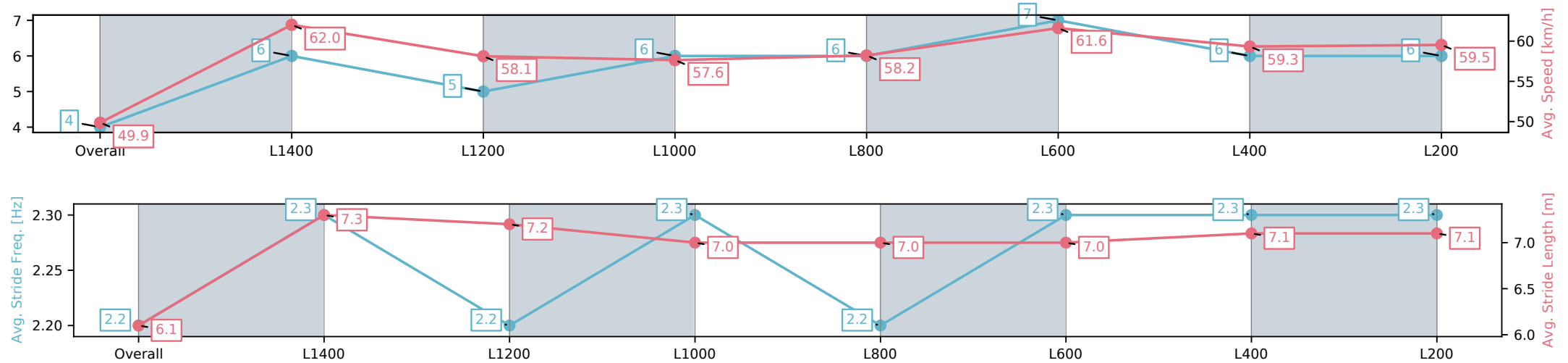
Race 6: Roadside Services and Solutions Rating 0 - 56  
Handicap - 1600m

10 December 2025 - 4:35PM

Track Rating: Good 4, Weather: Fine, Rail Position: +3m 0m-400m,  
True Remainder



Section	Overall	L1400	L1200	L1000	L800	L600	L400	L200
Section Times	1:39.78[4] (0:14.45)	1:25.33[6] (0:11.71)	1:13.62[5] (0:12.45)	1:01.17[6] (0:12.54)	0:48.63[6] (0:12.47)	0:36.16[7] (0:11.83)	0:24.33[6] (0:12.22)	0:12.11[6] (0:12.11)
Average Speed [km/h]	49.9	62.0	58.1	57.6	58.2	61.6	59.3	59.5
Top Speed [km/h]	63.1	63.2	60.8	58.7	59.5	62.9	61.7	59.9
Avg. Dist. to Rail [m]	2.8	1.9	2.9	2.0	2.2	2.4	2.4	2.6
Avg. Stride Freq. [Hz]	2.2	2.3	2.2	2.3	2.2	2.3	2.3	2.3
Avg. Stride Length [m]	6.1	7.3	7.2	7.0	7.0	7.0	7.1	7.1



[ ] Ranking at each section and finish  
-:-:- No data available at this section  
NA No data available



Horse/Jockey Name	SPEC RAIDER/Anna Jordsjo
Finish Rank	5
Fastest Section Time (Section)	0:11.50 (L1400)
Top Speed [km/h] (Section)	66.0 (Overall)
Race State	Finished



Strathalbyn-Professional-2025-12-10

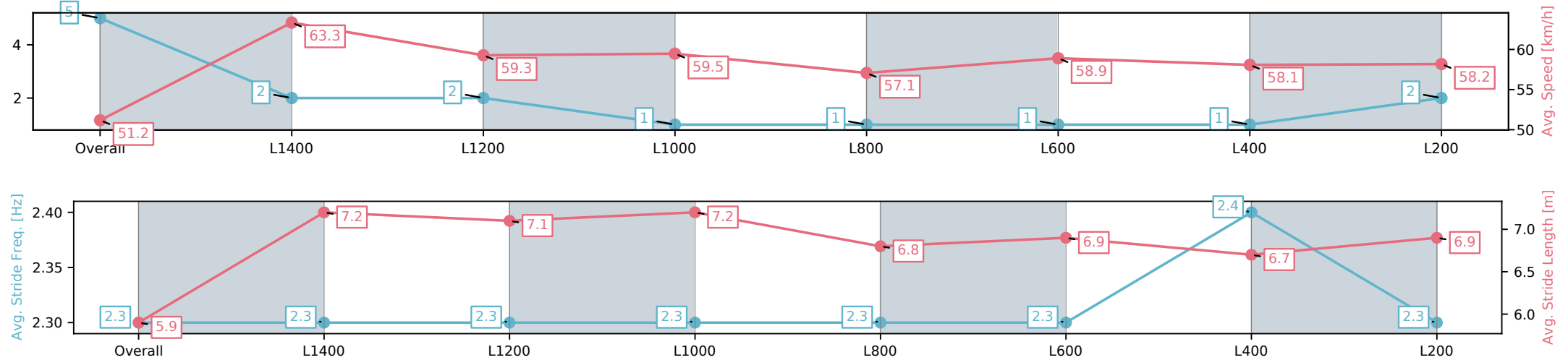
Race 6: Roadside Services and Solutions Rating 0 - 56  
Handicap - 1600m

10 December 2025 - 4:35PM

Track Rating: Good 4, Weather: Fine, Rail Position: +3m 0m-400m,  
True Remainder



Section	Overall	L1400	L1200	L1000	L800	L600	L400	L200
Section Times	1:39.78[5] (0:14.12)	1:25.66[2] (0:11.50)	1:14.16[2] (0:12.18)	1:01.98[1] (0:12.23)	0:49.75[1] (0:12.69)	0:37.06[1] (0:12.28)	0:24.77[1] (0:12.38)	0:12.39[2] (0:12.39)
Average Speed [km/h]	51.2	63.3	59.3	59.5	57.1	58.9	58.1	58.2
Top Speed [km/h]	66.0	65.6	61.1	60.6	58.1	59.9	59.9	58.2
Avg. Dist. to Rail [m]	5.4	2.4	3.2	2.7	1.9	1.2	0.3	0.4
Avg. Stride Freq. [Hz]	2.3	2.3	2.3	2.3	2.3	2.3	2.4	2.3
Avg. Stride Length [m]	5.9	7.2	7.1	7.2	6.8	6.9	6.7	6.9



[ ] Ranking at each section and finish  
-:-:- No data available at this section  
NA No data available

Horse/Jockey Name	BAD TO THE BONE/Todd Pannell
Finish Rank	6
Fastest Section Time (Section)	0:11.70 (L1400)
Top Speed [km/h] (Section)	63.2 (Overall)
Race State	Finished



Strathalbyn-Professional-2025-12-10

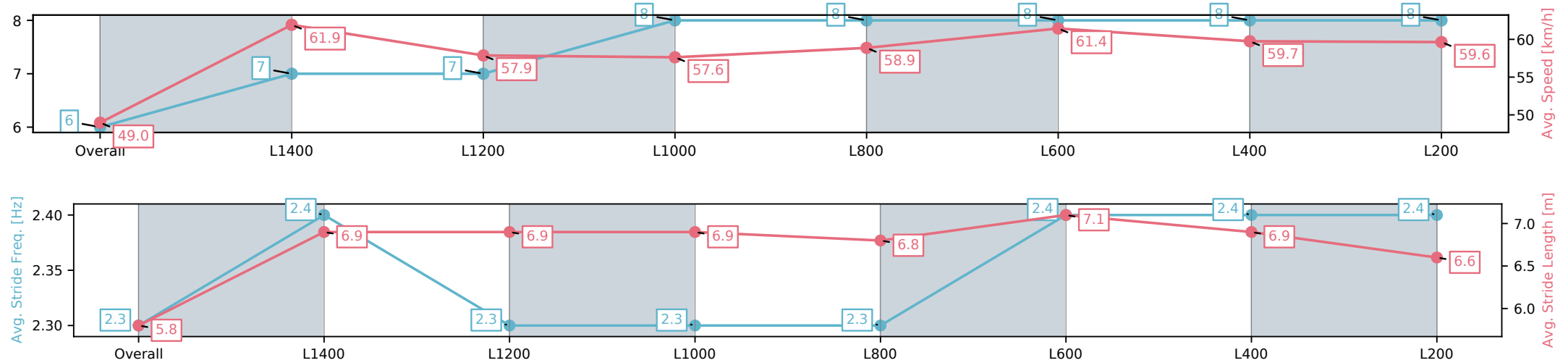
Race 6: Roadside Services and Solutions Rating 0 - 56  
Handicap - 1600m

10 December 2025 - 4:35PM

Track Rating: Good 4, Weather: Fine, Rail Position: +3m 0m-400m,  
True Remainder



Section	Overall	L1400	L1200	L1000	L800	L600	L400	L200
Section Times	1:39.97[6] (0:14.66)	1:25.31[7] (0:11.70)	1:13.61[7] (0:12.50)	1:01.11[8] (0:12.53)	0:48.58[8] (0:12.39)	0:36.19[8] (0:11.83)	0:24.36[8] (0:12.25)	0:12.11[8] (0:12.11)
Average Speed [km/h]	49.0	61.9	57.9	57.6	58.9	61.4	59.7	59.6
Top Speed [km/h]	62.3	63.2	60.6	58.3	60.2	62.4	61.6	60.2
Avg. Dist. to Rail [m]	0.9	1.0	2.1	1.9	2.6	3.2	4.4	5.8
Avg. Stride Freq. [Hz]	2.3	2.4	2.3	2.3	2.3	2.4	2.4	2.4
Avg. Stride Length [m]	5.8	6.9	6.9	6.9	6.8	7.1	6.9	6.6



[ ] Ranking at each section and finish  
-:-:- No data available at this section  
NA No data available

Horse/Jockey Name	GIVE SOME LIP/Kayla Crowther
Finish Rank	7
Fastest Section Time (Section)	0:11.70 (L600)
Top Speed [km/h] (Section)	63.4 (Overall)
Race State	Finished



Strathalbyn-Professional-2025-12-10

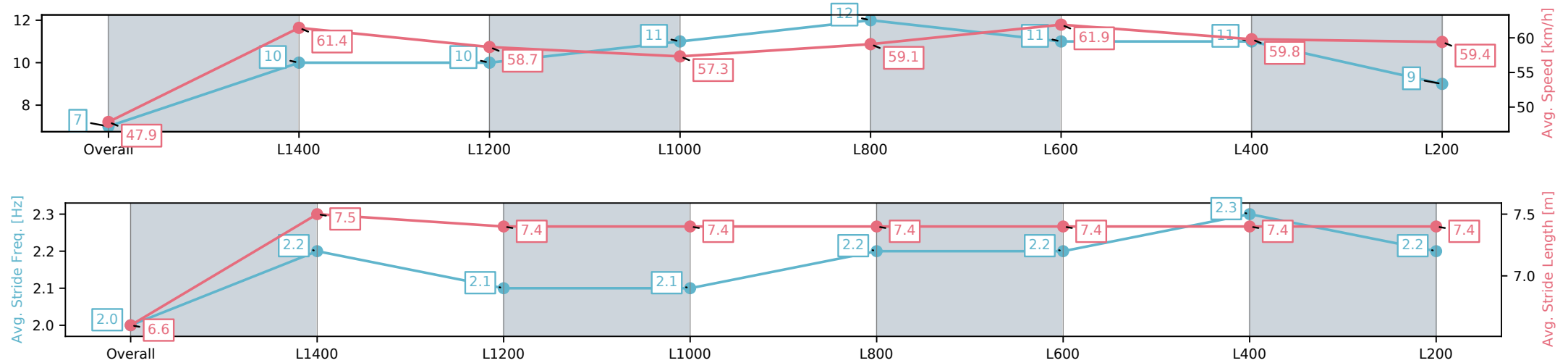
Race 6: Roadside Services and Solutions Rating 0 - 56  
Handicap - 1600m

10 December 2025 - 4:35PM

Track Rating: Good 4, Weather: Fine, Rail Position: +3m 0m-400m,  
True Remainder



Section	Overall	L1400	L1200	L1000	L800	L600	L400	L200
Section Times	1:40.01[7] (0:15.09)	1:24.92[10] (0:11.75)	1:13.17[10] (0:12.34)	1:00.83[11] (0:12.65)	0:48.18[12] (0:12.27)	0:35.91[11] (0:11.70)	0:24.21[11] (0:12.11)	0:12.10[9] (0:12.10)
Average Speed [km/h]	47.9	61.4	58.7	57.3	59.1	61.9	59.8	59.4
Top Speed [km/h]	60.6	63.4	61.1	58.8	60.1	62.9	61.7	60.0
Avg. Dist. to Rail [m]	1.4	1.2	2.2	2.0	2.1	1.4	1.5	0.4
Avg. Stride Freq. [Hz]	2.0	2.2	2.1	2.1	2.2	2.2	2.3	2.2
Avg. Stride Length [m]	6.6	7.5	7.4	7.4	7.4	7.4	7.4	7.4



[ ] Ranking at each section and finish  
-:-:- No data available at this section  
NA No data available

Horse/Jockey Name	HATEECH/Jason Holder
Finish Rank	8
Fastest Section Time (Section)	0:11.64 (L600)
Top Speed [km/h] (Section)	65.3 (Overall)
Race State	Finished



Strathalbyn-Professional-2025-12-10

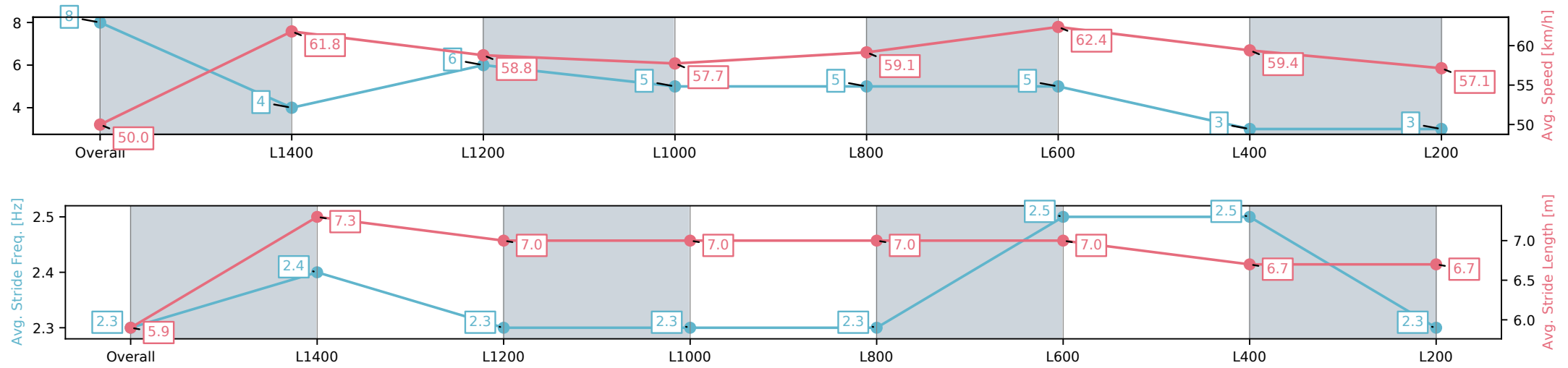
Race 6: Roadside Services and Solutions Rating 0 - 56  
Handicap - 1600m

10 December 2025 - 4:35PM

Track Rating: Good 4, Weather: Fine, Rail Position: +3m 0m-400m,  
True Remainder



Section	Overall	L1400	L1200	L1000	L800	L600	L400	L200
Section Times	1:40.02[8] (0:14.42)	1:25.60[4] (0:11.80)	1:13.80[6] (0:12.34)	1:01.46[5] (0:12.54)	0:48.92[5] (0:12.39)	0:36.53[5] (0:11.64)	0:24.89[3] (0:12.30)	0:12.59[3] (0:12.59)
Average Speed [km/h]	50.0	61.8	58.8	57.7	59.1	62.4	59.4	57.1
Top Speed [km/h]	65.3	64.1	61.0	58.6	61.1	64.0	61.5	58.3
Avg. Dist. to Rail [m]	3.2	2.6	3.6	2.9	3.4	2.9	2.8	4.7
Avg. Stride Freq. [Hz]	2.3	2.4	2.3	2.3	2.3	2.5	2.5	2.3
Avg. Stride Length [m]	5.9	7.3	7.0	7.0	7.0	7.0	6.7	6.7



[ ] Ranking at each section and finish  
-:-:- No data available at this section  
NA No data available

Horse/Jockey Name	FRIEND IN ME/Ben Price
Finish Rank	9
Fastest Section Time (Section)	0:11.61 (L1400)
Top Speed [km/h] (Section)	66.8 (Overall)
Race State	Finished



Strathalbyn-Professional-2025-12-10

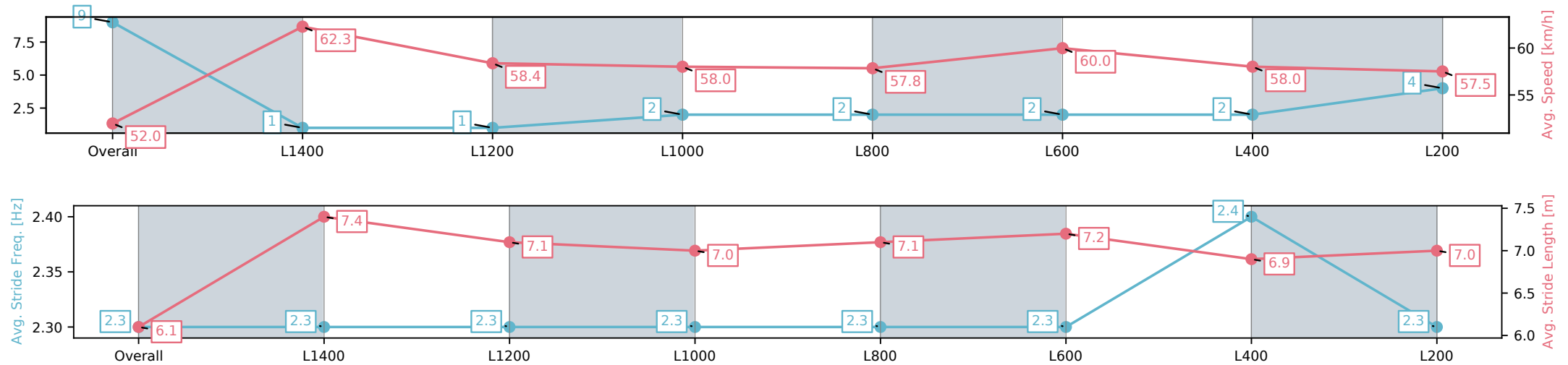
Race 6: Roadside Services and Solutions Rating 0 - 56  
Handicap - 1600m

10 December 2025 - 4:35PM

Track Rating: Good 4, Weather: Fine, Rail Position: +3m 0m-400m,  
True Remainder



Section	Overall	L1400	L1200	L1000	L800	L600	L400	L200
Section Times	1:40.19[9] (0:13.96)	1:26.23[1] (0:11.61)	1:14.62[1] (0:12.36)	1:02.26[2] (0:12.49)	0:49.77[2] (0:12.62)	0:37.15[2] (0:12.07)	0:25.08[2] (0:12.51)	0:12.57[4] (0:12.56)
Average Speed [km/h]	52.0	62.3	58.4	58.0	57.8	60.0	58.0	57.5
Top Speed [km/h]	66.8	65.6	59.3	59.6	59.3	60.7	60.4	58.0
Avg. Dist. to Rail [m]	7.4	0.7	1.5	2.5	2.8	2.1	2.0	2.4
Avg. Stride Freq. [Hz]	2.3	2.3	2.3	2.3	2.3	2.3	2.4	2.3
Avg. Stride Length [m]	6.1	7.4	7.1	7.0	7.1	7.2	6.9	7.0



[ ] Ranking at each section and finish  
-:-:- No data available at this section  
NA No data available

Horse/Jockey Name	GRINZINGER ALLEE/Lauren Stojakovic
Finish Rank	10
Fastest Section Time (Section)	0:11.80 (L1400)
Top Speed [km/h] (Section)	63.3 (Overall)
Race State	Finished



Strathalbyn-Professional-2025-12-10

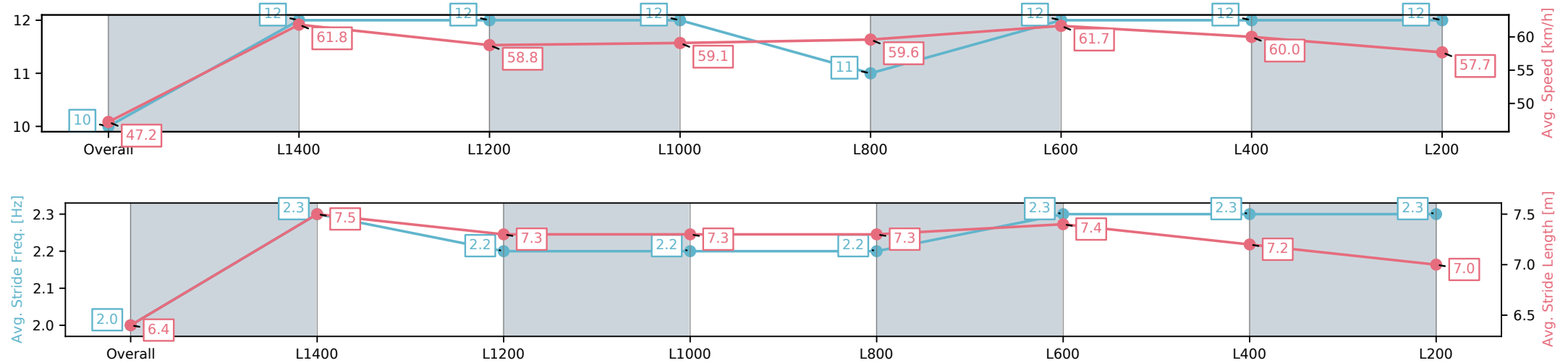
Race 6: Roadside Services and Solutions Rating 0 - 56  
Handicap - 1600m

10 December 2025 - 4:35PM

Track Rating: Good 4, Weather: Fine, Rail Position: +3m 0m-400m,  
True Remainder



Section	Overall	L1400	L1200	L1000	L800	L600	L400	L200
Section Times	1:40.69[10] (0:15.34)	1:25.35[12] (0:11.80)	1:13.55[12] (0:12.35)	1:01.20[12] (0:12.31)	0:48.89[11] (0:12.31)	0:36.58[12] (0:11.90)	0:24.68[12] (0:12.22)	0:12.46[12] (0:12.46)
Average Speed [km/h]	47.2	61.8	58.8	59.1	59.6	61.7	60.0	57.7
Top Speed [km/h]	59.3	63.3	61.5	61.0	61.0	62.2	61.5	59.7
Avg. Dist. to Rail [m]	6.2	3.2	4.4	3.4	4.4	4.6	4.3	6.6
Avg. Stride Freq. [Hz]	2.0	2.3	2.2	2.2	2.2	2.3	2.3	2.3
Avg. Stride Length [m]	6.4	7.5	7.3	7.3	7.3	7.4	7.2	7.0



[ ] Ranking at each section and finish  
-:-:- No data available at this section  
NA No data available

Horse/Jockey Name	ROKABYE WARRIOR/Sairyn Fawke
Finish Rank	11
Fastest Section Time (Section)	0:11.67 (L1400)
Top Speed [km/h] (Section)	63.2 (Overall)
Race State	Finished



Strathalbyn-Professional-2025-12-10

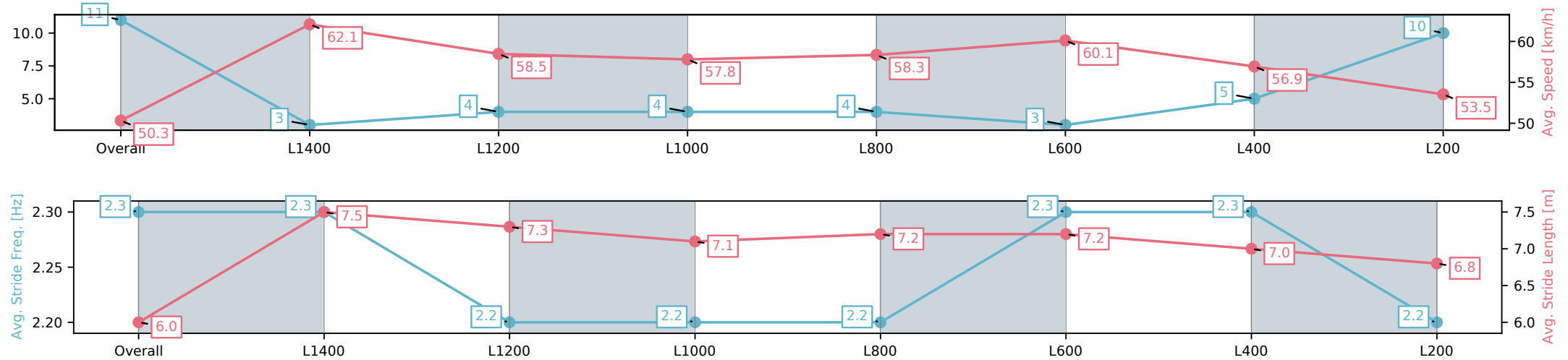
Race 6: Roadside Services and Solutions Rating 0 - 56  
Handicap - 1600m

10 December 2025 - 4:35PM

Track Rating: Good 4, Weather: Fine, Rail Position: +3m 0m-400m,  
True Remainder



Section	Overall	L1400	L1200	L1000	L800	L600	L400	L200
Section Times	1:41.50[11] (0:14.30)	1:27.20[3] (0:11.67)	1:15.53[4] (0:12.32)	1:03.21[4] (0:12.54)	0:50.67[4] (0:12.53)	0:38.14[3] (0:12.05)	0:26.09[5] (0:12.63)	0:13.46[10] (0:13.46)
Average Speed [km/h]	50.3	62.1	58.5	57.8	58.3	60.1	56.9	53.5
Top Speed [km/h]	62.7	63.2	61.1	58.5	60.1	61.2	59.0	55.7
Avg. Dist. to Rail [m]	3.4	0.6	2.2	2.3	2.8	1.9	0.4	0.6
Avg. Stride Freq. [Hz]	2.3	2.3	2.2	2.2	2.2	2.3	2.3	2.2
Avg. Stride Length [m]	6.0	7.5	7.3	7.1	7.2	7.2	7.0	6.8



[ ] Ranking at each section and finish  
-:-:- No data available at this section  
NA No data available

Horse/Jockey Name	TEQUILA SUNSET/Emily Finnegan
Finish Rank	12
Fastest Section Time (Section)	0:11.54 (L1400)
Top Speed [km/h] (Section)	63.5 (Overall)
Race State	Finished



Strathalbyn-Professional-2025-12-10

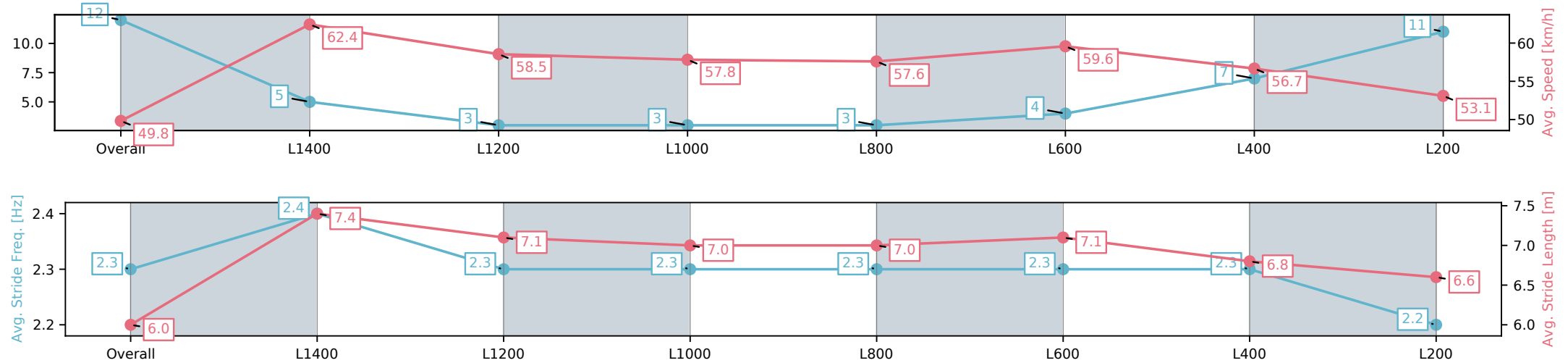
Race 6: Roadside Services and Solutions Rating 0 - 56  
Handicap - 1600m

10 December 2025 - 4:35PM

Track Rating: Good 4, Weather: Fine, Rail Position: +3m 0m-400m,  
True Remainder



Section	Overall	L1400	L1200	L1000	L800	L600	L400	L200
Section Times	1:41.75[12] (0:14.43)	1:27.32[5] (0:11.54)	1:15.78[3] (0:12.31)	1:03.47[3] (0:12.52)	0:50.95[3] (0:12.61)	0:38.34[4] (0:12.14)	0:26.20[7] (0:12.63)	0:13.57[11] (0:13.56)
Average Speed [km/h]	49.8	62.4	58.5	57.8	57.6	59.6	56.7	53.1
Top Speed [km/h]	62.6	63.5	62.2	58.5	58.4	60.6	58.8	55.8
Avg. Dist. to Rail [m]	1.6	0.3	1.5	1.8	1.7	1.0	0.7	0.8
Avg. Stride Freq. [Hz]	2.3	2.4	2.3	2.3	2.3	2.3	2.3	2.2
Avg. Stride Length [m]	6.0	7.4	7.1	7.0	7.0	7.1	6.8	6.6



[ ] Ranking at each section and finish  
-:-:- No data available at this section  
NA No data available