



Thomas Farms Rc Murray Bridge-Professional-2026-02-04

Race 8: Sportsbet Racing Form Benchmark 56 Handicap - 1000m

04 February 2026 - 5:11PM

Track Rating: Good 4, Weather: Fine, Rail Position: +12m 900m-W/Post, +10m Remainder

Incl 1200m Chute



Section
Field Times

Overall
0:58.35
(0:13.28)

L800
0:45.07
(0:10.63)

L600
0:34.45
(0:11.14)

L400
0:23.30
(0:11.22)

L200
0:12.08
(0:12.08)

Position	#	Horse/Jockey	Barrier	Top Speed [km/h]	Fastest Section	First 400m	Overall	L800	L600	L400	L200	Margin	Distance Travelled From Winner [m]
1	3	BANGHOLME	4	68.6	0:10.81	0:24.34	0:58.35	0:44.82 [4]	0:34.01 [4]	0:23.06 [4]	0:11.97 [2]	0:58.35	
		Todd Pannell		1000-800	800-600		(0:13.53)	(0:10.81)	(0:10.95)	(0:11.09)	(0:11.97)		
2	1	IN LOVE	5	70.0	0:10.63	0:23.90	0:58.39	0:45.12 [1]	0:34.49 [1]	0:23.35 [1]	0:12.12 [1]	0.29L	-2
		Isaac Sit		1000-800	800-600		(0:13.27)	(0:10.63)	(0:11.14)	(0:11.23)	(0:12.12)		
3	12	AZTEC DANCER	15	69.7	0:10.86	0:24.73	0:58.45	0:44.58 [8]	0:33.72 [7]	0:22.86 [7]	0:11.98 [4]	0.68L	+2
		Teagan Voorham		1000-800	800-600		(0:13.87)	(0:10.86)	(0:10.86)	(0:10.88)	(0:11.98)		
4	11	RUNAWAY BELLE	6	68.7	0:10.80	0:25.09	0:58.46	0:44.47 [10]	0:33.37 [11]	0:22.57 [10]	0:11.77 [8]	0.73L	-1
		Jacob Opperman		800-600	600-400		(0:13.99)	(0:11.10)	(0:10.80)	(0:10.80)	(0:11.77)		
5	8	ROYAL TRAPEZE	11	68.2	0:10.92	0:24.85	0:58.56	0:44.63 [9]	0:33.71 [8]	0:22.77 [8]	0:11.85 [9]	1.4L	+2
		Campbell Rawiller		1000-800	800-600		(0:13.93)	(0:10.92)	(0:10.94)	(0:10.92)	(0:11.85)		
6	13	TAKING OMAHA	12	69.4	0:10.80	0:24.47	0:58.61	0:44.94 [6]	0:34.14 [6]	0:23.22 [6]	0:12.05 [5]	1.71L	+1
		Jason Holder		1000-800	800-600		(0:13.67)	(0:10.80)	(0:10.92)	(0:11.17)	(0:12.05)		
7	5	ECLAIR VITALITY	10	69.1	0:10.96	0:25.10	0:58.70	0:44.62 [12]	0:33.60 [12]	0:22.64 [12]	0:11.64 [12]	2.31L	-1
		Connor Murtagh		800-600	600-400		(0:14.08)	(0:11.02)	(0:10.96)	(0:11.00)	(0:11.64)		
8	7	HERE COMES HOGAN	3	68.5	0:10.78	0:24.13	0:58.73	0:45.38 [2]	0:34.60 [3]	0:23.50 [3]	0:12.28 [3]	2.49L	-3
		Stacey Metcalfe		1000-800	800-600		(0:13.35)	(0:10.78)	(0:11.10)	(0:11.22)	(0:12.28)		
9	9	SMASHING ACTION	2	69.2	0:10.82	0:24.41	0:58.76	0:45.17 [5]	0:34.35 [5]	0:23.42 [5]	0:12.10 [7]	2.66L	-4
		Alysha Warren		800-600	800-600		(0:13.59)	(0:10.82)	(0:10.93)	(0:11.32)	(0:12.10)		
10	2	OVER THE EDGE	1	67.8	0:10.97	0:25.01	0:58.82	0:44.83 [11]	0:33.81 [10]	0:22.81 [11]	0:11.84 [11]	3.04L	-1
		Kayla Crowther		1000-800	400-200		(0:13.99)	(0:11.02)	(0:11.00)	(0:10.97)	(0:11.84)		

Scratched: Effusiv (#6), Deficit (#14), Octavian Treasure (#15), Rich Lady (#16)

Report Created: Wed 04 February 2026 18:04:08 GMT+11 (Note: Timing is based on positional data)

Page 1/14

[] Position in running at each section and finish
-:-:- No data available at this section
NA No data available
Background shading for fastest section

Saddle cloth number
DNF Did not finish
DNT Did not track

data processed by TRIPLESDATA



Thomas Farms Rc Murray Bridge-Professional-2026-02-04

Race 8: Sportsbet Racing Form Benchmark 56 Handicap - 1000m

04 February 2026 - 5:11PM

Track Rating: Good 4, Weather: Fine, Rail Position: +12m 900m-W/Post, +10m Remainder
Incl 1200m Chute



Section

Field Times

Overall
0:58.35
(0:13.28)

L800
0:45.07
(0:10.63)

L600
0:34.45
(0:11.14)

L400
0:23.30
(0:11.22)

L200
0:12.08
(0:12.08)

Position	#	Horse/Jockey	Barrier	Top Speed [km/h]	Fastest Section	First 400m							Margin	Distance Travelled From Winner [m]
11	4	CAP TEN	14	69.6	0:10.59	0:24.02	0:58.92	0:45.49 [3]	0:34.90 [2]	0:23.75 [2]	0:12.34 [6]		3.72L	-2
		Sairyn Fawke		1000-800	800-600		(0:13.43)	(0:10.59)	(0:11.15)	(0:11.41)	(0:12.34)			
12	10	SUN FLIPPER	8	68.0	0:10.94	0:24.86	0:59.01	0:45.28 [7]	0:34.15 [9]	0:23.21 [9]	0:12.09 [10]		4.25L	-2
		Sophie Potter		800-600	600-400		(0:13.73)	(0:11.13)	(0:10.94)	(0:11.12)	(0:12.09)			

Scratched: Effusiv (#6), Deficit (#14), Octavian Treasure (#15), Rich Lady (#16)

Horse/Jockey Name	BANGHOLME/Todd Pannell
Finish Rank	1
Fastest Section Time (Section)	0:10.81 (L800)
Top Speed [km/h] (Section)	68.6 (Overall)
Race State	Finished



Thomas Farms Rc Murray Bridge-
Professional-2026-02-04

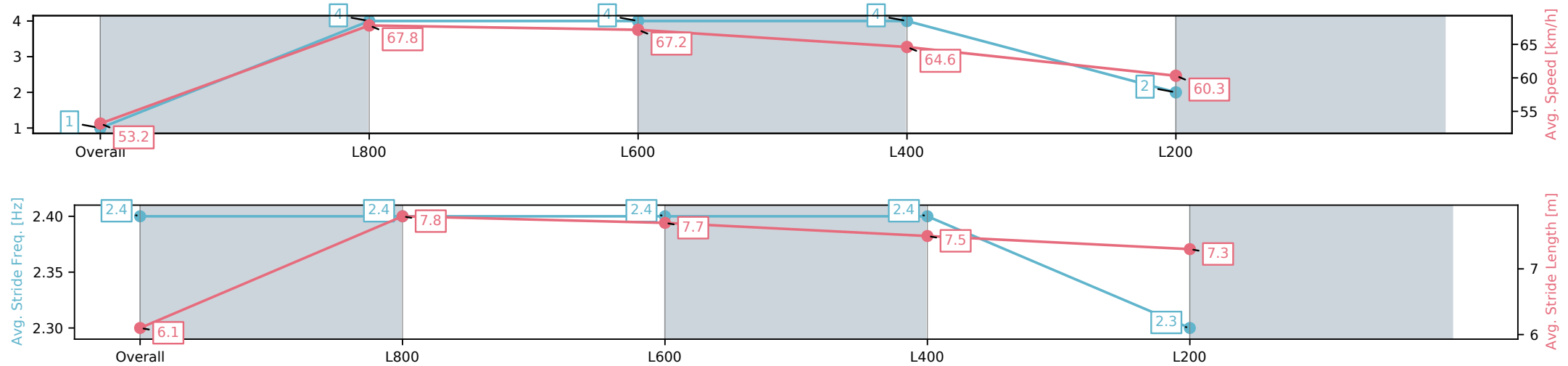
Race 8: Sportsbet Racing Form Benchmark 56 Handicap -
1000m

04 February 2026 - 5:11PM

Track Rating: Good 4, Weather: Fine, Rail Position: +12m 900m-W/
Post, +10m Remainder Incl 1200m Chute



Section	Overall	L800	L600	L400	L200
Section Times	0:58.35[1] (0:13.53)	0:44.82[4] (0:10.81)	0:34.01[4] (0:10.95)	0:23.06[4] (0:11.09)	0:11.97[2] (0:11.97)
Average Speed [km/h]	53.2	67.8	67.2	64.6	60.3
Top Speed [km/h]	67.0	68.6	68.0	66.1	62.4
Avg. Dist. to Rail [m]	1.8	4.4	5.4	7.6	8.0
Avg. Stride Freq. [Hz]	2.4	2.4	2.4	2.4	2.3
Avg. Stride Length [m]	6.1	7.8	7.7	7.5	7.3



[] Ranking at each section and finish
-:-:- No data available at this section
NA No data available

Horse/Jockey Name	IN LOVE/Isaac Sit
Finish Rank	2
Fastest Section Time (Section)	0:10.63 (L800)
Top Speed [km/h] (Section)	70.0 (Overall)
Race State	Finished



Thomas Farms Rc Murray Bridge-
Professional-2026-02-04

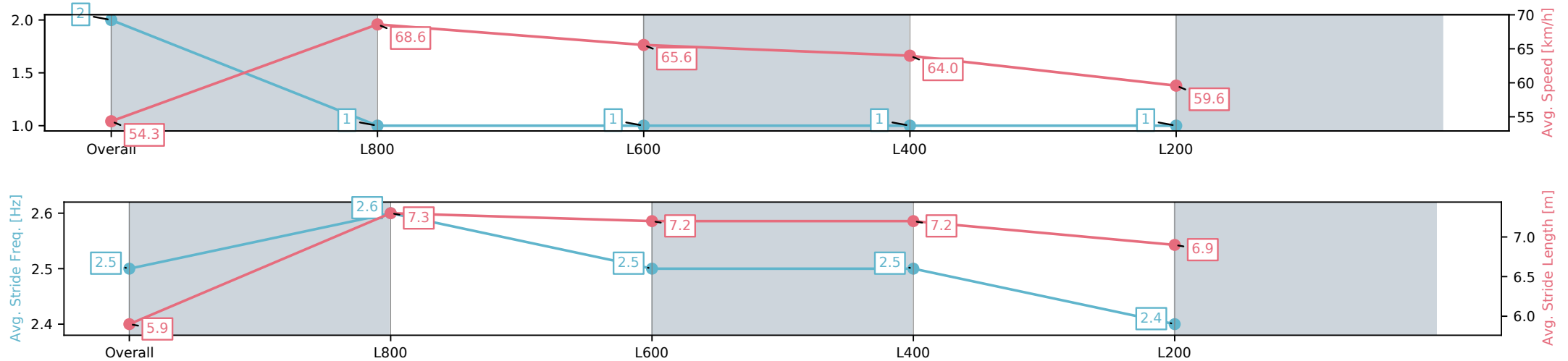
Race 8: Sportsbet Racing Form Benchmark 56 Handicap -
1000m

04 February 2026 - 5:11PM

Track Rating: Good 4, Weather: Fine, Rail Position: +12m 900m-W/
Post, +10m Remainder Incl 1200m Chute



Section	Overall	L800	L600	L400	L200
Section Times	0:58.39[2] (0:13.27)	0:45.12[1] (0:10.63)	0:34.49[1] (0:11.14)	0:23.35[1] (0:11.23)	0:12.12[1] (0:12.12)
Average Speed [km/h]	54.3	68.6	65.6	64.0	59.6
Top Speed [km/h]	68.8	70.0	66.8	66.5	62.3
Avg. Dist. to Rail [m]	2.3	3.9	3.7	2.9	3.3
Avg. Stride Freq. [Hz]	2.5	2.6	2.5	2.5	2.4
Avg. Stride Length [m]	5.9	7.3	7.2	7.2	6.9



[] Ranking at each section and finish
-:-:- No data available at this section
NA No data available

Horse/Jockey Name	AZTEC DANCER/Teagan Voorham
Finish Rank	3
Fastest Section Time (Section)	0:10.86 (L800)
Top Speed [km/h] (Section)	69.7 (Overall)
Race State	Finished



Thomas Farms Rc Murray Bridge-
Professional-2026-02-04

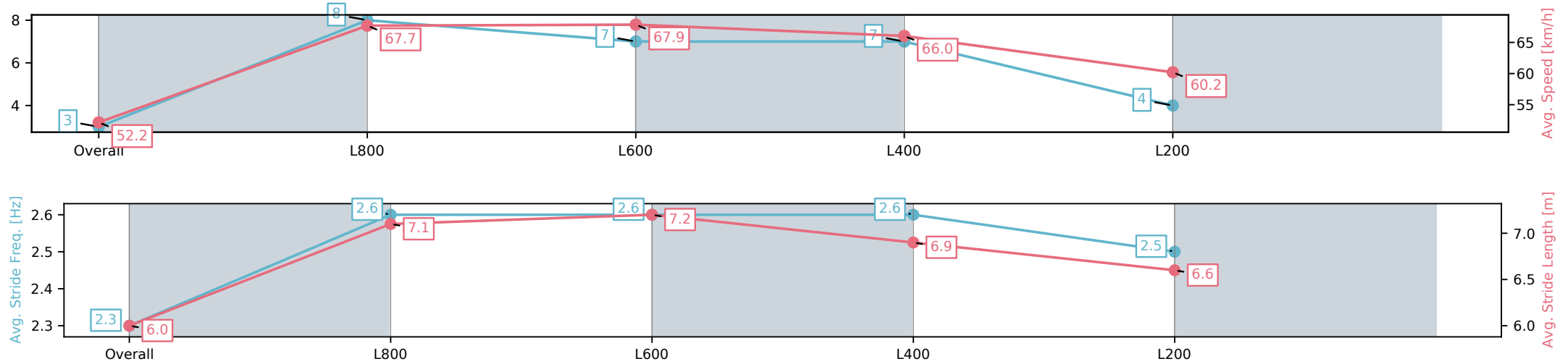
Race 8: Sportsbet Racing Form Benchmark 56 Handicap -
1000m

04 February 2026 - 5:11PM

Track Rating: Good 4, Weather: Fine, Rail Position: +12m 900m-W/
Post, +10m Remainder Incl 1200m Chute



Section	Overall	L800	L600	L400	L200
Section Times	0:58.45[3] (0:13.87)	0:44.58[8] (0:10.86)	0:33.72[7] (0:10.86)	0:22.86[7] (0:10.88)	0:11.98[4] (0:11.98)
Average Speed [km/h]	52.2	67.7	67.9	66.0	60.2
Top Speed [km/h]	69.7	69.7	68.9	67.8	63.4
Avg. Dist. to Rail [m]	6.6	6.0	5.8	9.1	10.2
Avg. Stride Freq. [Hz]	2.3	2.6	2.6	2.6	2.5
Avg. Stride Length [m]	6.0	7.1	7.2	6.9	6.6



[] Ranking at each section and finish
-:-:- No data available at this section
NA No data available

Horse/Jockey Name	RUNAWAY BELLE/Jacob Opperman
Finish Rank	4
Fastest Section Time (Section)	0:10.80 (L600)
Top Speed [km/h] (Section)	68.7 (L800)
Race State	Finished



Thomas Farms Rc Murray Bridge-
Professional-2026-02-04

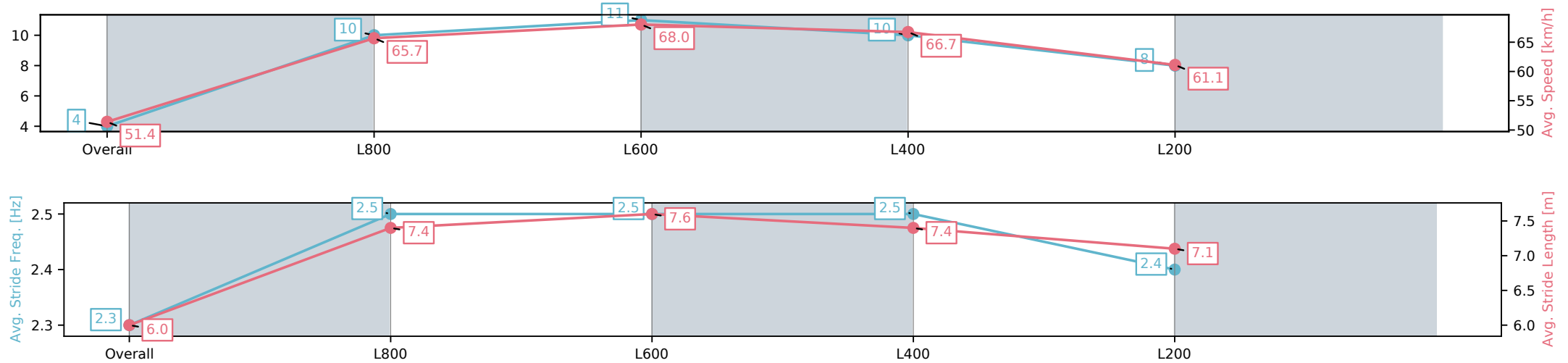
Race 8: Sportsbet Racing Form Benchmark 56 Handicap -
1000m

04 February 2026 - 5:11PM

Track Rating: Good 4, Weather: Fine, Rail Position: +12m 900m-W/
Post, +10m Remainder Incl 1200m Chute



Section	Overall	L800	L600	L400	L200
Section Times	0:58.46[4] (0:13.99)	0:44.47[10] (0:11.10)	0:33.37[11] (0:10.80)	0:22.57[10] (0:10.80)	0:11.77[8] (0:11.77)
Average Speed [km/h]	51.4	65.7	68.0	66.7	61.1
Top Speed [km/h]	64.5	67.0	68.7	68.2	65.3
Avg. Dist. to Rail [m]	2.0	3.1	5.2	9.5	7.2
Avg. Stride Freq. [Hz]	2.3	2.5	2.5	2.5	2.4
Avg. Stride Length [m]	6.0	7.4	7.6	7.4	7.1



[] Ranking at each section and finish
-:-:- No data available at this section
NA No data available

Horse/Jockey Name	ROYAL TRAPEZE/Campbell Rawiller
Finish Rank	5
Fastest Section Time (Section)	0:10.92 (L800)
Top Speed [km/h] (Section)	68.2 (Overall)
Race State	Finished



Thomas Farms Rc Murray Bridge-
Professional-2026-02-04

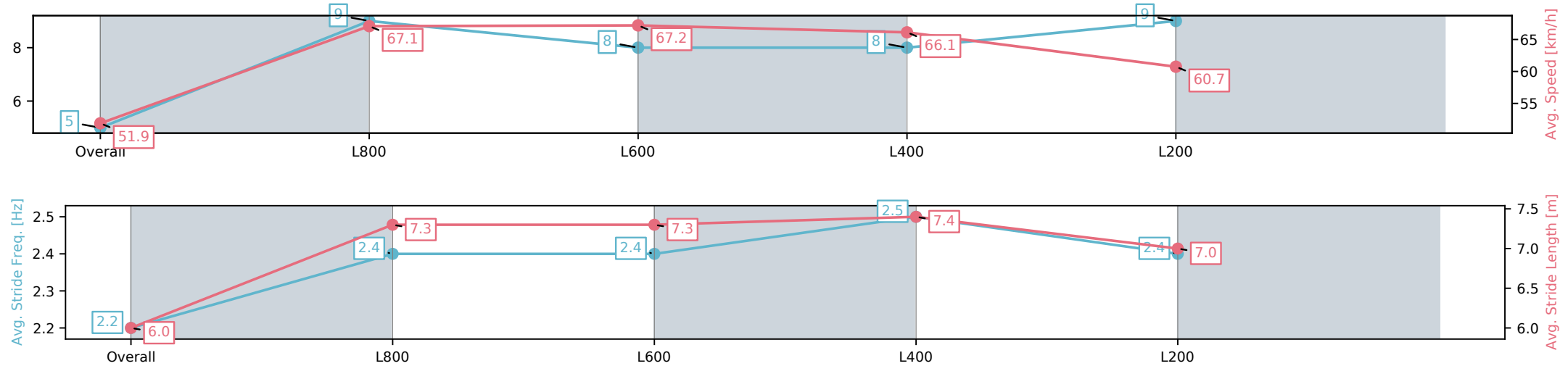
Race 8: Sportsbet Racing Form Benchmark 56 Handicap -
1000m

04 February 2026 - 5:11PM

Track Rating: Good 4, Weather: Fine, Rail Position: +12m 900m-W/
Post, +10m Remainder Incl 1200m Chute



Section	Overall	L800	L600	L400	L200
Section Times	0:58.56[5] (0:13.93)	0:44.63[9] (0:10.92)	0:33.71[8] (0:10.94)	0:22.77[8] (0:10.92)	0:11.85[9] (0:11.85)
Average Speed [km/h]	51.9	67.1	67.2	66.1	60.7
Top Speed [km/h]	65.4	68.2	67.2	66.8	64.0
Avg. Dist. to Rail [m]	4.7	5.7	5.4	10.6	11.5
Avg. Stride Freq. [Hz]	2.2	2.4	2.4	2.5	2.4
Avg. Stride Length [m]	6.0	7.3	7.3	7.4	7.0



[] Ranking at each section and finish
-:-:- No data available at this section
NA No data available

Horse/Jockey Name	TAKING OMAHA/Jason Holder
Finish Rank	6
Fastest Section Time (Section)	0:10.80 (L800)
Top Speed [km/h] (Section)	69.4 (Overall)
Race State	Finished



Thomas Farms Rc Murray Bridge-
Professional-2026-02-04

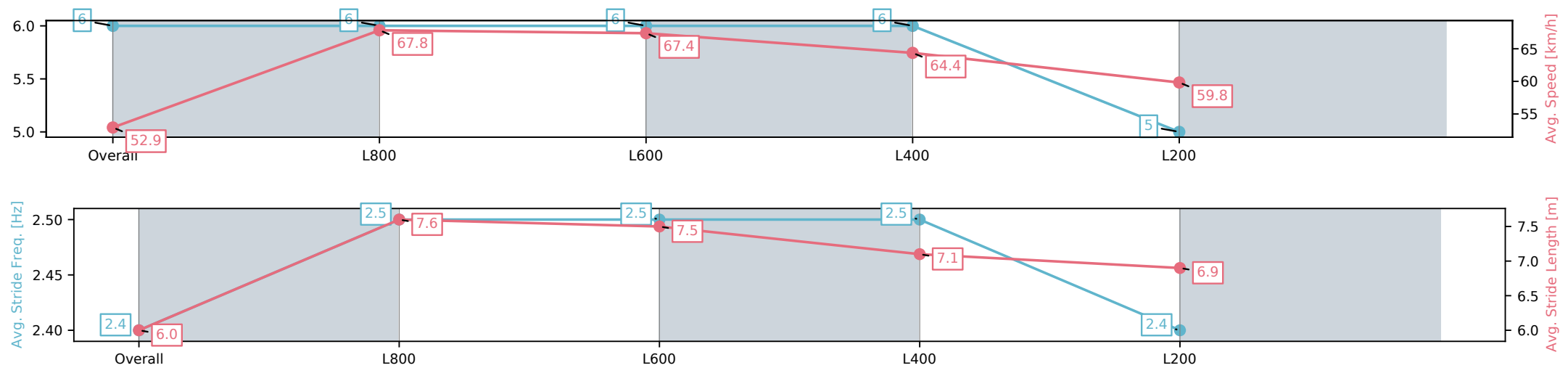
Race 8: Sportsbet Racing Form Benchmark 56 Handicap -
1000m

04 February 2026 - 5:11PM

Track Rating: Good 4, Weather: Fine, Rail Position: +12m 900m-W/
Post, +10m Remainder Incl 1200m Chute



Section	Overall	L800	L600	L400	L200
Section Times	0:58.61[6] (0:13.67)	0:44.94[6] (0:10.80)	0:34.14[6] (0:10.92)	0:23.22[6] (0:11.17)	0:12.05[5] (0:12.05)
Average Speed [km/h]	52.9	67.8	67.4	64.4	59.8
Top Speed [km/h]	66.5	69.4	69.0	66.0	63.2
Avg. Dist. to Rail [m]	5.8	5.3	5.6	8.3	8.1
Avg. Stride Freq. [Hz]	2.4	2.5	2.5	2.5	2.4
Avg. Stride Length [m]	6.0	7.6	7.5	7.1	6.9



[] Ranking at each section and finish
-:-:- No data available at this section
NA No data available

Horse/Jockey Name	ECLAIR VITALITY/Connor Murtagh
Finish Rank	7
Fastest Section Time (Section)	0:10.96 (L600)
Top Speed [km/h] (Section)	69.1 (L800)
Race State	Finished



Thomas Farms Rc Murray Bridge-
Professional-2026-02-04

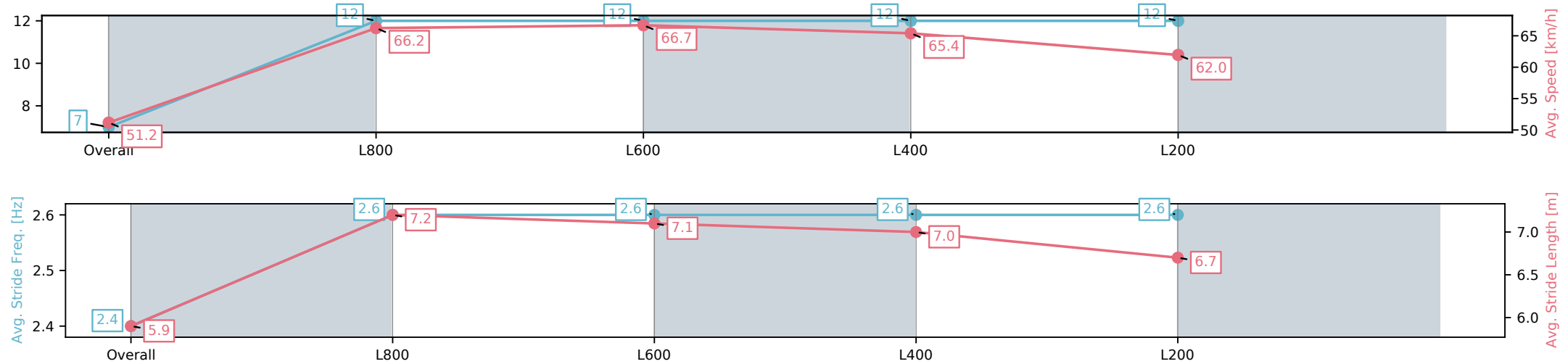
Race 8: Sportsbet Racing Form Benchmark 56 Handicap -
1000m

04 February 2026 - 5:11PM

Track Rating: Good 4, Weather: Fine, Rail Position: +12m 900m-W/
Post, +10m Remainder Incl 1200m Chute



Section	Overall	L800	L600	L400	L200
Section Times	0:58.70[7] (0:14.08)	0:44.62[12] (0:11.02)	0:33.60[12] (0:10.96)	0:22.64[12] (0:11.00)	0:11.64[12] (0:11.64)
Average Speed [km/h]	51.2	66.2	66.7	65.4	62.0
Top Speed [km/h]	65.7	67.5	69.1	67.7	64.3
Avg. Dist. to Rail [m]	2.3	4.2	4.2	9.2	8.8
Avg. Stride Freq. [Hz]	2.4	2.6	2.6	2.6	2.6
Avg. Stride Length [m]	5.9	7.2	7.1	7.0	6.7



[] Ranking at each section and finish
-:-:- No data available at this section
NA No data available

Horse/Jockey Name	HERE COMES HOGAN/Stacey Metcalfe
Finish Rank	8
Fastest Section Time (Section)	0:10.78 (L800)
Top Speed [km/h] (Section)	68.5 (Overall)
Race State	Finished



Thomas Farms Rc Murray Bridge-
Professional-2026-02-04

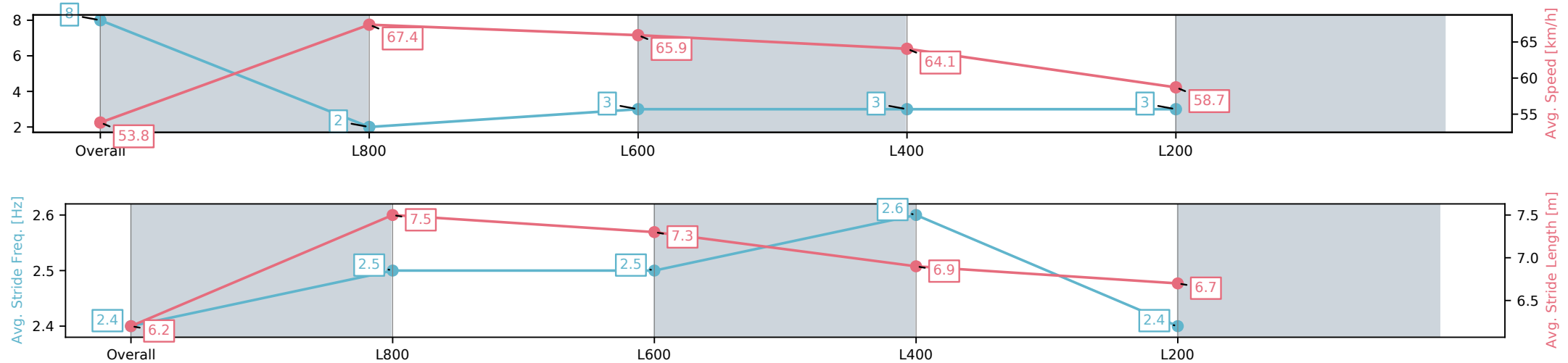
Race 8: Sportsbet Racing Form Benchmark 56 Handicap -
1000m

04 February 2026 - 5:11PM

Track Rating: Good 4, Weather: Fine, Rail Position: +12m 900m-W/
Post, +10m Remainder Incl 1200m Chute



Section	Overall	L800	L600	L400	L200
Section Times	0:58.73[8] (0:13.35)	0:45.38[2] (0:10.78)	0:34.60[3] (0:11.10)	0:23.50[3] (0:11.22)	0:12.28[3] (0:12.28)
Average Speed [km/h]	53.8	67.4	65.9	64.1	58.7
Top Speed [km/h]	67.6	68.5	67.1	65.8	61.8
Avg. Dist. to Rail [m]	0.9	3.0	3.4	5.3	4.5
Avg. Stride Freq. [Hz]	2.4	2.5	2.5	2.6	2.4
Avg. Stride Length [m]	6.2	7.5	7.3	6.9	6.7



[] Ranking at each section and finish
-:-:- No data available at this section
NA No data available

Horse/Jockey Name	SMASHING ACTION/Alysha Warren
Finish Rank	9
Fastest Section Time (Section)	0:10.82 (L800)
Top Speed [km/h] (Section)	69.2 (L800)
Race State	Finished



Thomas Farms Rc Murray Bridge-
Professional-2026-02-04

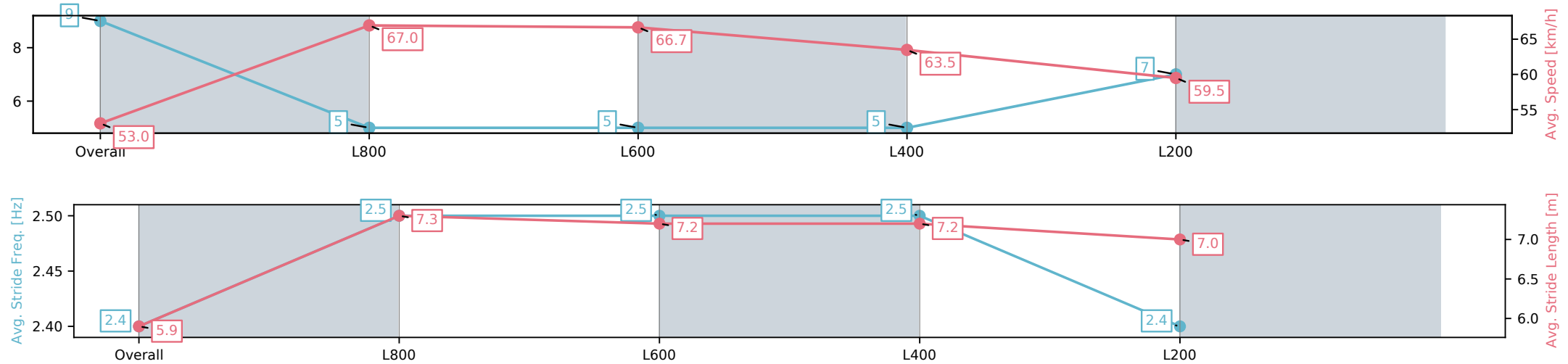
Race 8: Sportsbet Racing Form Benchmark 56 Handicap -
1000m

04 February 2026 - 5:11PM

Track Rating: Good 4, Weather: Fine, Rail Position: +12m 900m-W/
Post, +10m Remainder Incl 1200m Chute



Section	Overall	L800	L600	L400	L200
Section Times	0:58.76[9] (0:13.59)	0:45.17[5] (0:10.82)	0:34.35[5] (0:10.93)	0:23.42[5] (0:11.32)	0:12.10[7] (0:12.10)
Average Speed [km/h]	53.0	67.0	66.7	63.5	59.5
Top Speed [km/h]	66.9	67.9	69.2	64.9	62.2
Avg. Dist. to Rail [m]	1.0	2.1	2.6	3.4	2.4
Avg. Stride Freq. [Hz]	2.4	2.5	2.5	2.5	2.4
Avg. Stride Length [m]	5.9	7.3	7.2	7.2	7.0



[] Ranking at each section and finish
-:-:- No data available at this section
NA No data available

Horse/Jockey Name	OVER THE EDGE/Kayla Crowther
Finish Rank	10
Fastest Section Time (Section)	0:10.97 (L400)
Top Speed [km/h] (Section)	67.8 (Overall)
Race State	Finished



Thomas Farms Rc Murray Bridge-
Professional-2026-02-04

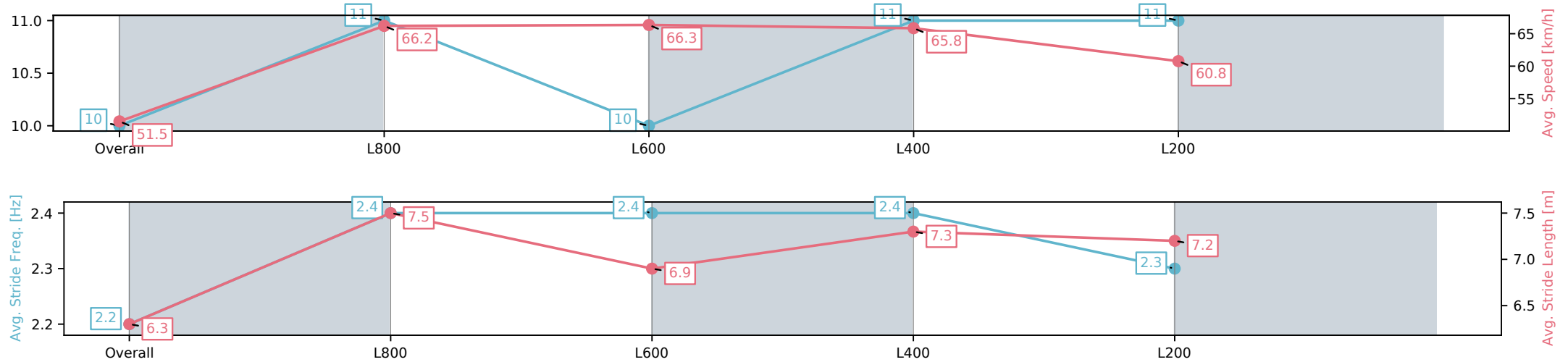
Race 8: Sportsbet Racing Form Benchmark 56 Handicap -
1000m

04 February 2026 - 5:11PM

Track Rating: Good 4, Weather: Fine, Rail Position: +12m 900m-W/
Post, +10m Remainder Incl 1200m Chute



Section	Overall	L800	L600	L400	L200
Section Times	0:58.82[10] (0:13.99)	0:44.83[11] (0:11.02)	0:33.81[10] (0:11.00)	0:22.81[11] (0:10.97)	0:11.84[11] (0:11.84)
Average Speed [km/h]	51.5	66.2	66.3	65.8	60.8
Top Speed [km/h]	66.6	67.8	67.6	67.5	63.7
Avg. Dist. to Rail [m]	0.8	3.0	4.2	6.2	6.5
Avg. Stride Freq. [Hz]	2.2	2.4	2.4	2.4	2.3
Avg. Stride Length [m]	6.3	7.5	6.9	7.3	7.2



[] Ranking at each section and finish
-:-:- No data available at this section
NA No data available

Horse/Jockey Name	CAP TEN/Sairyn Fawke
Finish Rank	11
Fastest Section Time (Section)	0:10.59 (L800)
Top Speed [km/h] (Section)	69.6 (Overall)
Race State	Finished



Thomas Farms Rc Murray Bridge-
Professional-2026-02-04

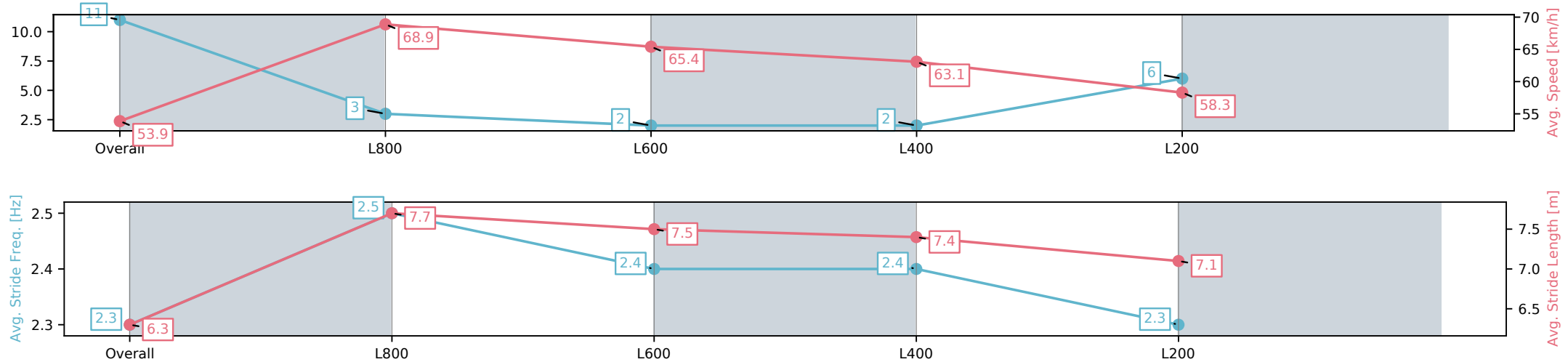
Race 8: Sportsbet Racing Form Benchmark 56 Handicap -
1000m

04 February 2026 - 5:11PM

Track Rating: Good 4, Weather: Fine, Rail Position: +12m 900m-W/
Post, +10m Remainder Incl 1200m Chute



Section	Overall	L800	L600	L400	L200
Section Times	0:58.92[11] (0:13.43)	0:45.49[3] (0:10.59)	0:34.90[2] (0:11.15)	0:23.75[2] (0:11.41)	0:12.34[6] (0:12.34)
Average Speed [km/h]	53.9	68.9	65.4	63.1	58.3
Top Speed [km/h]	68.9	69.6	68.5	66.2	61.6
Avg. Dist. to Rail [m]	8.1	5.1	2.7	4.0	4.2
Avg. Stride Freq. [Hz]	2.3	2.5	2.4	2.4	2.3
Avg. Stride Length [m]	6.3	7.7	7.5	7.4	7.1



[] Ranking at each section and finish
 -:-:- No data available at this section
 NA No data available

Horse/Jockey Name	SUN FLIPPER/Sophie Potter
Finish Rank	12
Fastest Section Time (Section)	0:10.94 (L600)
Top Speed [km/h] (Section)	68.0 (L800)
Race State	Finished



Thomas Farms Rc Murray Bridge-
Professional-2026-02-04

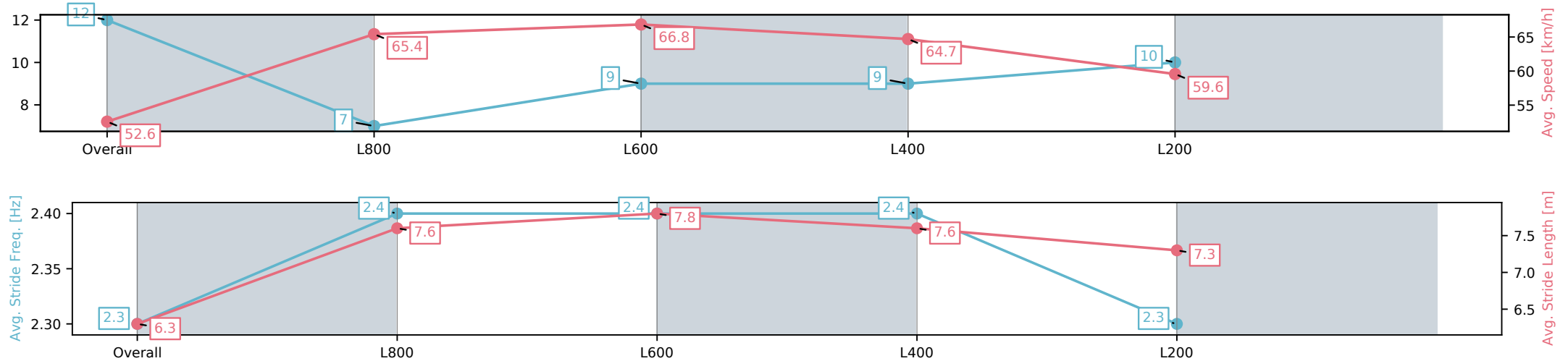
Race 8: Sportsbet Racing Form Benchmark 56 Handicap -
1000m

04 February 2026 - 5:11PM

Track Rating: Good 4, Weather: Fine, Rail Position: +12m 900m-W/
Post, +10m Remainder Incl 1200m Chute



Section	Overall	L800	L600	L400	L200
Section Times	0:59.01[12] (0:13.73)	0:45.28[7] (0:11.13)	0:34.15[9] (0:10.94)	0:23.21[9] (0:11.12)	0:12.09[10] (0:12.09)
Average Speed [km/h]	52.6	65.4	66.8	64.7	59.6
Top Speed [km/h]	65.0	65.8	68.0	67.0	61.6
Avg. Dist. to Rail [m]	3.5	3.4	3.6	6.6	6.0
Avg. Stride Freq. [Hz]	2.3	2.4	2.4	2.4	2.3
Avg. Stride Length [m]	6.3	7.6	7.8	7.6	7.3



[] Ranking at each section and finish
-:-:- No data available at this section
NA No data available