



# Thomas Farms Rc Murray Bridge-Professional-2026-02-04

Race 7: Magic Millions Raceday 7th March Benchmark 58 Handicap - 1200m

04 February 2026 - 4:35PM

Track Rating: Good 4, Weather: Fine, Rail Position: +12m 900m-W/Post, +10m Remainder  
Incl 1200m Chute



Section Field Times							Overall	L1000	L800	L600	L400	L200		
							1:11.25 (0:13.91)	0:57.34 (0:10.82)	0:46.52 (0:11.21)	0:35.31 (0:11.50)	0:23.81 (0:11.51)	0:12.30 (0:12.30)		
Position	#	Horse/Jockey	Barrier	Top Speed [km/h]	Fastest Section	First 400m							Margin	Distance Travelled From Winner [m]
1	4	SCANDALIZE	10	67.8	0:10.83	0:25.20	1:11.25	0:56.88 [6]	0:46.05 [6]	0:34.97 [5]	0:23.61 [5]	0:12.15 [3]	1:11.25	
		Sophie Potter		1200-1000	1000-800		(0:14.37)	(0:10.83)	(0:11.08)	(0:11.36)	(0:11.46)	(0:12.15)		
2	7	ACAPPELLA MOON	13	68.1	0:10.84	0:25.45	1:11.31	0:56.70 [7]	0:45.86 [7]	0:34.71 [7]	0:23.51 [8]	0:12.17 [4]	0.38L	+1
		Polly Brewster		1200-1000	1000-800		(0:14.61)	(0:10.84)	(0:11.15)	(0:11.20)	(0:11.34)	(0:12.17)		
3	10	COPPER BULLET	7	67.6	0:10.85	0:25.15	1:11.47	0:57.17 [4]	0:46.32 [4]	0:35.19 [4]	0:23.87 [4]	0:12.50 [2]	1.41L	-1
		Jake Toeroek		1200-1000	1000-800		(0:14.30)	(0:10.85)	(0:11.13)	(0:11.32)	(0:11.37)	(0:12.50)		
4	9	SHE'S TERNACIOUS	3	69.2	0:11.05	0:26.13	1:11.48	0:56.55 [11]	0:45.35 [11]	0:34.24 [12]	0:23.19 [10]	0:12.12 [8]	1.45L	-2
		Connor Murtagh		800-600	600-400		(0:14.93)	(0:11.20)	(0:11.11)	(0:11.05)	(0:11.07)	(0:12.12)		
5	8	RIGHT OF VETO	1	67.4	0:10.82	0:24.73	1:11.55	0:57.64 [1]	0:46.82 [1]	0:35.61 [1]	0:24.12 [1]	0:12.60 [1]	1.91L	-3
		Margaret Collett		1200-1000	1000-800		(0:13.91)	(0:10.82)	(0:11.21)	(0:11.49)	(0:11.52)	(0:12.60)		
6	2	OUTPOST	14	67.5	0:10.85	0:25.17	1:11.73	0:57.41 [5]	0:46.56 [5]	0:35.39 [6]	0:24.02 [6]	0:12.58 [5]	3.04L	+2
		Alana Livesey		1200-1000	1000-800		(0:14.32)	(0:10.85)	(0:11.17)	(0:11.37)	(0:11.44)	(0:12.57)		
7	5	THREATENING	2	68.1	0:10.84	0:25.55	1:11.80	0:57.09 [10]	0:46.25 [8]	0:35.18 [8]	0:24.03 [7]	0:12.62 [6]	3.5L	-3
		Teagan Voorham		1200-1000	1000-800		(0:14.71)	(0:10.84)	(0:11.07)	(0:11.15)	(0:11.41)	(0:12.62)		
8	1	SHISUTA BO	9	67.7	0:10.91	0:25.09	1:11.98	0:57.80 [3]	0:46.89 [3]	0:35.71 [3]	0:24.40 [3]	0:12.77 [7]	4.67L	+1
		Ashlee Stone		1200-1000	1000-800		(0:14.18)	(0:10.91)	(0:11.18)	(0:11.31)	(0:11.63)	(0:12.77)		
9	3	FOREVER WAITING	12	66.8	0:11.09	0:26.14	1:12.36	0:57.38 [12]	0:46.22 [12]	0:35.13 [11]	0:23.94 [11]	0:12.43 [11]	7.15L	-2
		Alysha Warren		1000-800	800-600		(0:14.98)	(0:11.16)	(0:11.09)	(0:11.19)	(0:11.51)	(0:12.43)		
10	6	DODGY ELEMENT	11	67.7	0:11.17	0:25.87	1:12.49	0:57.79 [9]	0:46.62 [10]	0:35.45 [10]	0:24.06 [12]	0:12.44 [12]	7.98L	+3
		Kayla Crowther		1000-800	1000-800		(0:14.70)	(0:11.17)	(0:11.17)	(0:11.39)	(0:11.62)	(0:12.44)		

Scratched: Be Brave (#11), Pricilla's Choice (#14), Following Sea (#15)

Report Created: Wed 04 February 2026 17:28:12 GMT+11 (Note: Timing is based on positional data)

Page 1/14

[ ] Position in running at each section and finish  
-:-:- No data available at this section  
NA No data available  
█ Background shading for fastest section

# Saddle cloth number  
DNF Did not finish  
DNT Did not track



# Thomas Farms Rc Murray Bridge-Professional-2026-02-04

Race 7: Magic Millions Raceday 7th March Benchmark 58 Handicap - 1200m

04 February 2026 - 4:35PM

Track Rating: Good 4, Weather: Fine, Rail Position: +12m 900m-W/Post, +10m Remainder  
Incl 1200m Chute



## Section

## Field Times

Section							Overall	L1000	L800	L600	L400	L200		
Field Times							1:11.25 (0:13.91)	0:57.34 (0:10.82)	0:46.52 (0:11.21)	0:35.31 (0:11.50)	0:23.81 (0:11.51)	0:12.30 (0:12.30)		
Position	#	Horse/Jockey	Barrier	Top Speed [km/h]	Fastest Section	First 400m							Margin	Distance Travelled From Winner [m]
11	13	ASK FOR MORE	8	66.8	0:11.13	0:25.79	1:12.58	0:57.92 [8]	0:46.79 [9]	0:35.64 [9]	0:24.36 [9]	0:12.82 [10]	8.55L	+2
		Thomas Doyle		1200-1000	1000-800		(0:14.66)	(0:11.13)	(0:11.15)	(0:11.28)	(0:11.54)	(0:12.82)		
12	12	BRISEIS ECLIPSE	6	66.9	0:10.89	0:24.83	1:12.67	0:58.73 [2]	0:47.84 [2]	0:36.67 [2]	0:25.18 [2]	0:13.31 [9]	9.11L	-1
		Campbell Rawiller		1000-800	1000-800		(0:13.94)	(0:10.89)	(0:11.17)	(0:11.49)	(0:11.87)	(0:13.31)		

Scratched: Be Brave (#11), Pricilla's Choice (#14), Following Sea (#15)

Horse/Jockey Name	SCANDALIZE/Sophie Potter
Finish Rank	1
Fastest Section Time (Section)	0:10.83 (L1000)
Top Speed [km/h] (Section)	67.8 (Overall)
Race State	Finished



Thomas Farms Rc Murray Bridge-  
Professional-2026-02-04

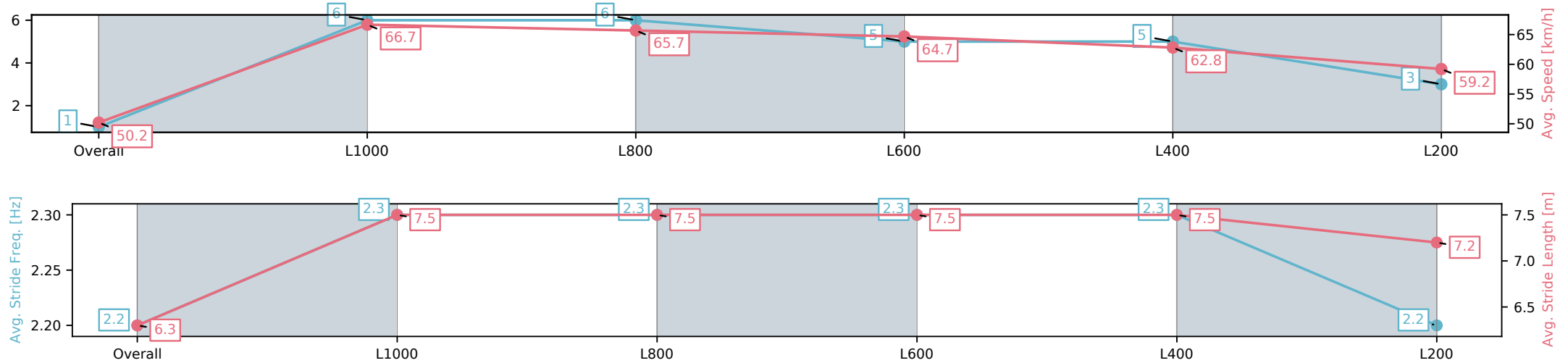
Race 7: Magic Millions Raceday 7th March Benchmark 58  
Handicap - 1200m

04 February 2026 - 4:35PM

Track Rating: Good 4, Weather: Fine, Rail Position: +12m 900m-W/  
Post, +10m Remainder Incl 1200m Chute



Section	Overall	L1000	L800	L600	L400	L200
Section Times	1:11.25[1] (0:14.37)	0:56.88[6] (0:10.83)	0:46.05[6] (0:11.08)	0:34.97[5] (0:11.36)	0:23.61[5] (0:11.46)	0:12.15[3] (0:12.15)
Average Speed [km/h]	50.2	66.7	65.7	64.7	62.8	59.2
Top Speed [km/h]	65.2	67.8	66.5	65.9	64.1	61.0
Avg. Dist. to Rail [m]	5.9	0.9	4.1	4.5	6.4	7.1
Avg. Stride Freq. [Hz]	2.2	2.3	2.3	2.3	2.3	2.2
Avg. Stride Length [m]	6.3	7.5	7.5	7.5	7.5	7.2



[ ] Ranking at each section and finish  
-:-:- No data available at this section  
NA No data available

Horse/Jockey Name	ACAPPELLA MOON/Polly Brewster
Finish Rank	2
Fastest Section Time (Section)	0:10.84 (L1000)
Top Speed [km/h] (Section)	68.1 (Overall)
Race State	Finished



Thomas Farms Rc Murray Bridge-  
Professional-2026-02-04

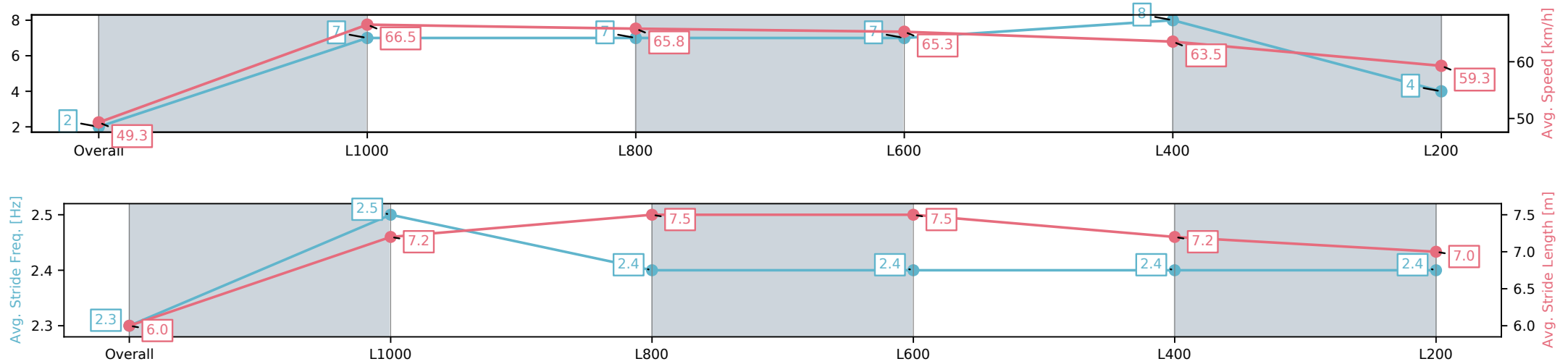
Race 7: Magic Millions Raceday 7th March Benchmark 58  
Handicap - 1200m

04 February 2026 - 4:35PM

Track Rating: Good 4, Weather: Fine, Rail Position: +12m 900m-W/  
Post, +10m Remainder Incl 1200m Chute



Section	Overall	L1000	L800	L600	L400	L200
Section Times	1:11.31[2] (0:14.61)	0:56.70[7] (0:10.84)	0:45.86[7] (0:11.15)	0:34.71[7] (0:11.20)	0:23.51[8] (0:11.34)	0:12.17[4] (0:12.17)
Average Speed [km/h]	49.3	66.5	65.8	65.3	63.5	59.3
Top Speed [km/h]	64.7	68.1	66.9	66.3	65.5	61.4
Avg. Dist. to Rail [m]	7.3	2.2	5.6	4.8	4.4	5.1
Avg. Stride Freq. [Hz]	2.3	2.5	2.4	2.4	2.4	2.4
Avg. Stride Length [m]	6.0	7.2	7.5	7.5	7.2	7.0



[ ] Ranking at each section and finish  
-:-:- No data available at this section  
NA No data available

Horse/Jockey Name	COPPER BULLET/Jake Toeroek
Finish Rank	3
Fastest Section Time (Section)	0:10.85 (L1000)
Top Speed [km/h] (Section)	67.6 (Overall)
Race State	Finished



Thomas Farms Rc Murray Bridge-  
Professional-2026-02-04

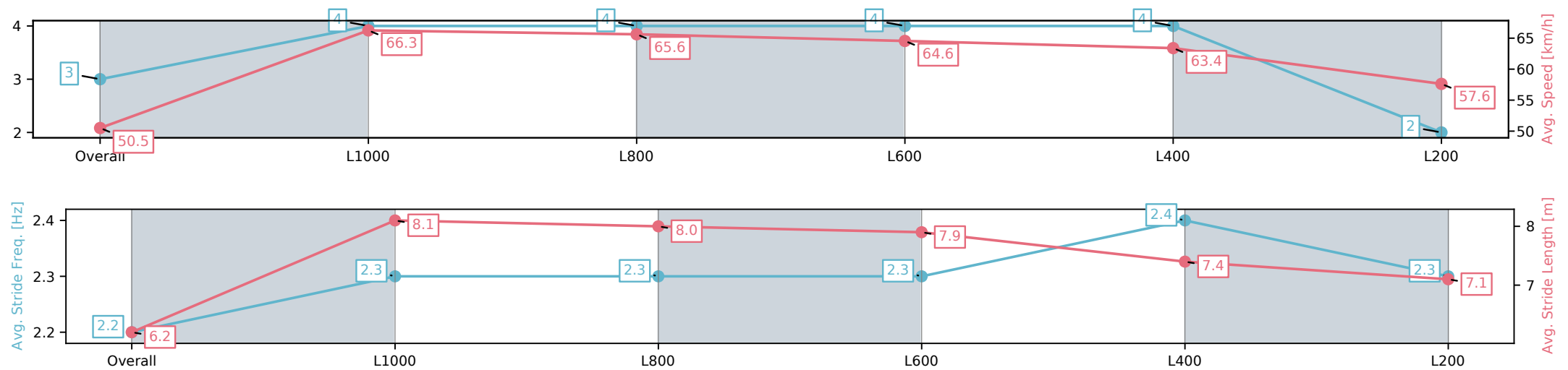
Race 7: Magic Millions Raceday 7th March Benchmark 58  
Handicap - 1200m

04 February 2026 - 4:35PM

Track Rating: Good 4, Weather: Fine, Rail Position: +12m 900m-W/  
Post, +10m Remainder Incl 1200m Chute



Section	Overall	L1000	L800	L600	L400	L200
Section Times	1:11.47[3] (0:14.30)	0:57.17[4] (0:10.85)	0:46.32[4] (0:11.13)	0:35.19[4] (0:11.32)	0:23.87[4] (0:11.37)	0:12.50[2] (0:12.50)
Average Speed [km/h]	50.5	66.3	65.6	64.6	63.4	57.6
Top Speed [km/h]	66.6	67.6	67.3	65.6	65.4	61.2
Avg. Dist. to Rail [m]	3.6	0.6	3.9	4.5	7.1	6.5
Avg. Stride Freq. [Hz]	2.2	2.3	2.3	2.3	2.4	2.3
Avg. Stride Length [m]	6.2	8.1	8.0	7.9	7.4	7.1



[ ] Ranking at each section and finish  
-:-:- No data available at this section  
NA No data available

Horse/Jockey Name	SHE'S TERNACIOUS/Connor Murtagh
Finish Rank	4
Fastest Section Time (Section)	0:11.05 (L600)
Top Speed [km/h] (Section)	69.2 (L800)
Race State	Finished



Thomas Farms Rc Murray Bridge-  
Professional-2026-02-04

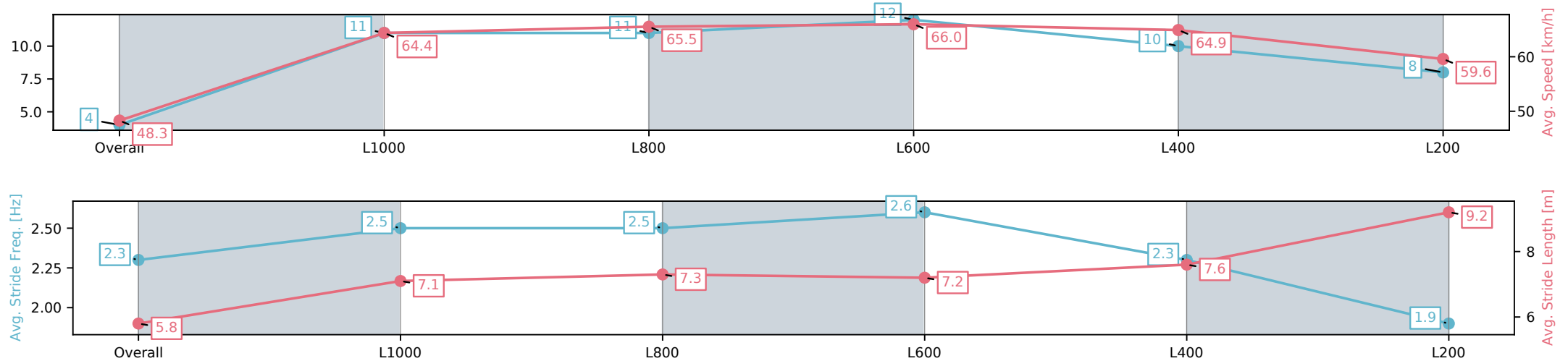
Race 7: Magic Millions Raceday 7th March Benchmark 58  
Handicap - 1200m

04 February 2026 - 4:35PM

Track Rating: Good 4, Weather: Fine, Rail Position: +12m 900m-W/  
Post, +10m Remainder Incl 1200m Chute



Section	Overall	L1000	L800	L600	L400	L200
Section Times	1:11.48[4] (0:14.93)	0:56.55[11] (0:11.20)	0:45.35[11] (0:11.11)	0:34.24[12] (0:11.05)	0:23.19[10] (0:11.07)	0:12.12[8] (0:12.12)
Average Speed [km/h]	48.3	64.4	65.5	66.0	64.9	59.6
Top Speed [km/h]	62.9	66.8	66.6	69.2	68.2	64.0
Avg. Dist. to Rail [m]	3.0	0.5	3.4	3.1	8.7	9.9
Avg. Stride Freq. [Hz]	2.3	2.5	2.5	2.6	2.3	1.9
Avg. Stride Length [m]	5.8	7.1	7.3	7.2	7.6	9.2



[ ] Ranking at each section and finish  
-:-:- No data available at this section  
NA No data available

Horse/Jockey Name	RIGHT OF VETO/Margaret Collett
Finish Rank	5
Fastest Section Time (Section)	0:10.82 (L1000)
Top Speed [km/h] (Section)	67.4 (Overall)
Race State	Finished



Thomas Farms Rc Murray Bridge-  
Professional-2026-02-04

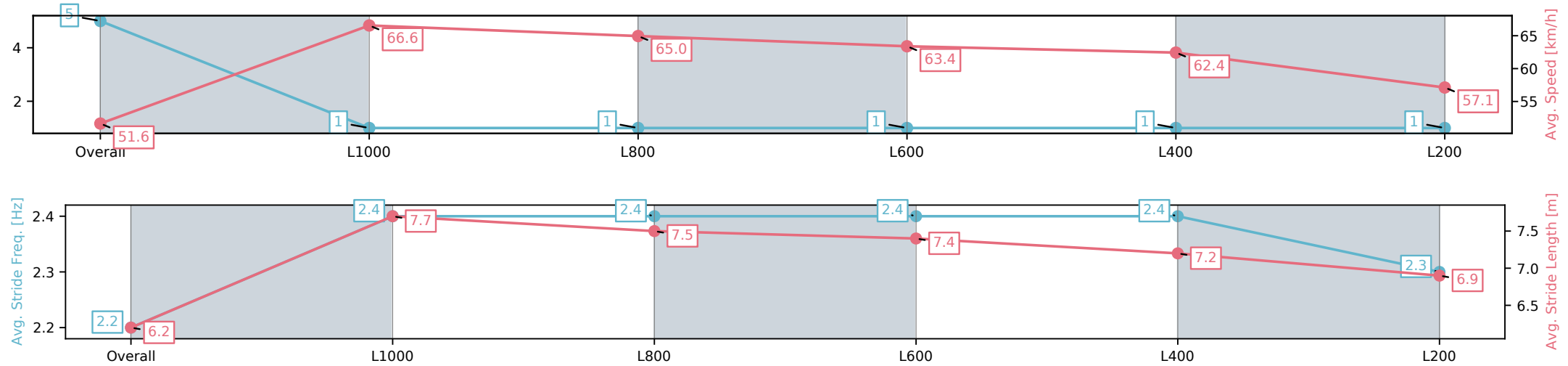
Race 7: Magic Millions Raceday 7th March Benchmark 58  
Handicap - 1200m

04 February 2026 - 4:35PM

Track Rating: Good 4, Weather: Fine, Rail Position: +12m 900m-W/  
Post, +10m Remainder Incl 1200m Chute



Section	Overall	L1000	L800	L600	L400	L200
Section Times	1:11.55[5] (0:13.91)	0:57.64[1] (0:10.82)	0:46.82[1] (0:11.21)	0:35.61[1] (0:11.49)	0:24.12[1] (0:11.52)	0:12.60[1] (0:12.60)
Average Speed [km/h]	51.6	66.6	65.0	63.4	62.4	57.1
Top Speed [km/h]	67.4	67.0	67.2	64.4	64.3	61.1
Avg. Dist. to Rail [m]	0.9	1.0	2.7	2.2	3.8	3.1
Avg. Stride Freq. [Hz]	2.2	2.4	2.4	2.4	2.4	2.3
Avg. Stride Length [m]	6.2	7.7	7.5	7.4	7.2	6.9



[ ] Ranking at each section and finish  
-:-:- No data available at this section  
NA No data available

Horse/Jockey Name	OUTPOST/Alana Livesey
Finish Rank	6
Fastest Section Time (Section)	0:10.85 (L1000)
Top Speed [km/h] (Section)	67.5 (Overall)
Race State	Finished



Thomas Farms Rc Murray Bridge-  
Professional-2026-02-04

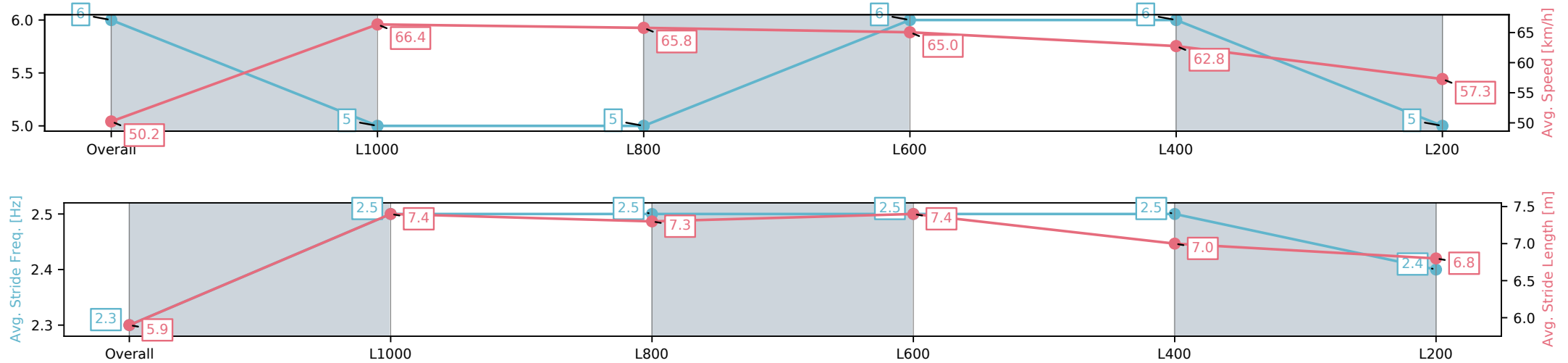
Race 7: Magic Millions Raceday 7th March Benchmark 58  
Handicap - 1200m

04 February 2026 - 4:35PM

Track Rating: Good 4, Weather: Fine, Rail Position: +12m 900m-W/  
Post, +10m Remainder Incl 1200m Chute



Section	Overall	L1000	L800	L600	L400	L200
Section Times	1:11.73[6] (0:14.32)	0:57.41[5] (0:10.85)	0:46.56[5] (0:11.17)	0:35.39[6] (0:11.37)	0:24.02[6] (0:11.44)	0:12.58[5] (0:12.57)
Average Speed [km/h]	50.2	66.4	65.8	65.0	62.8	57.3
Top Speed [km/h]	65.6	67.5	66.7	66.5	64.0	61.0
Avg. Dist. to Rail [m]	8.5	1.9	5.3	6.6	9.5	9.0
Avg. Stride Freq. [Hz]	2.3	2.5	2.5	2.5	2.5	2.4
Avg. Stride Length [m]	5.9	7.4	7.3	7.4	7.0	6.8



[ ] Ranking at each section and finish  
-:-:- No data available at this section  
NA No data available

Horse/Jockey Name	THREATENING/Teagan Voorham
Finish Rank	7
Fastest Section Time (Section)	0:10.84 (L1000)
Top Speed [km/h] (Section)	68.1 (Overall)
Race State	Finished



Thomas Farms Rc Murray Bridge-  
Professional-2026-02-04

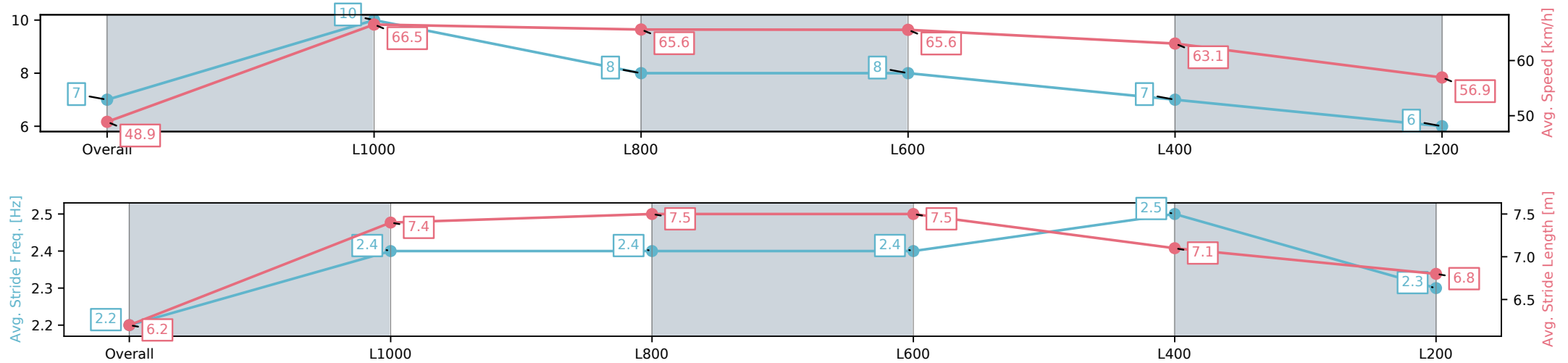
Race 7: Magic Millions Raceday 7th March Benchmark 58  
Handicap - 1200m

04 February 2026 - 4:35PM

Track Rating: Good 4, Weather: Fine, Rail Position: +12m 900m-W/  
Post, +10m Remainder Incl 1200m Chute



Section	Overall	L1000	L800	L600	L400	L200
Section Times	1:11.80[7] (0:14.71)	0:57.09[10] (0:10.84)	0:46.25[8] (0:11.07)	0:35.18[8] (0:11.15)	0:24.03[7] (0:11.41)	0:12.62[6] (0:12.62)
Average Speed [km/h]	48.9	66.5	65.6	65.6	63.1	56.9
Top Speed [km/h]	64.5	68.1	66.8	67.0	65.1	60.8
Avg. Dist. to Rail [m]	1.6	0.8	3.5	3.1	3.5	2.9
Avg. Stride Freq. [Hz]	2.2	2.4	2.4	2.4	2.5	2.3
Avg. Stride Length [m]	6.2	7.4	7.5	7.5	7.1	6.8



[ ] Ranking at each section and finish  
-:-:- No data available at this section  
NA No data available

Horse/Jockey Name	SHISUTA BO/Ashlee Stone
Finish Rank	8
Fastest Section Time (Section)	0:10.91 (L1000)
Top Speed [km/h] (Section)	67.7 (Overall)
Race State	Finished



Thomas Farms Rc Murray Bridge-  
Professional-2026-02-04

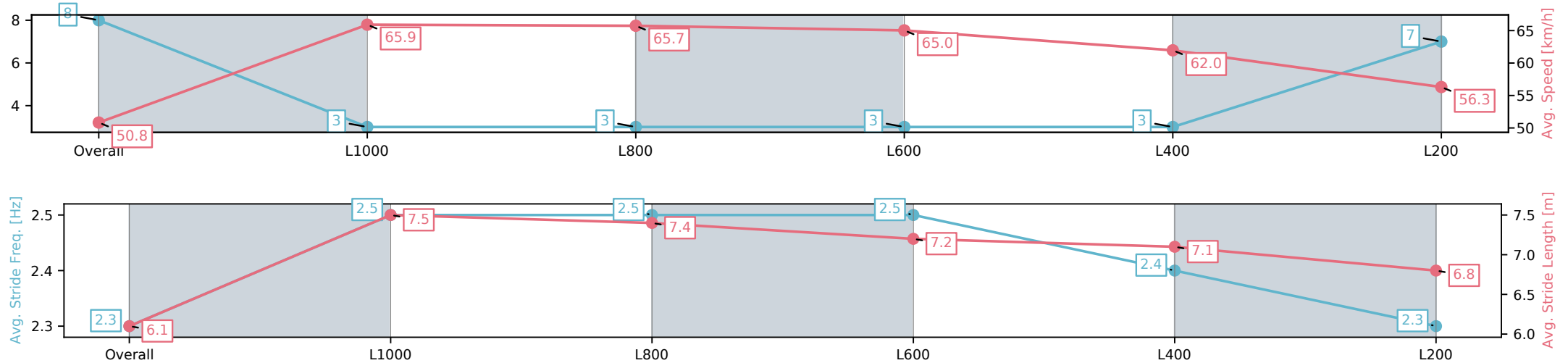
Race 7: Magic Millions Raceday 7th March Benchmark 58  
Handicap - 1200m

04 February 2026 - 4:35PM

Track Rating: Good 4, Weather: Fine, Rail Position: +12m 900m-W/  
Post, +10m Remainder Incl 1200m Chute



Section	Overall	L1000	L800	L600	L400	L200
Section Times	1:11.98[8] (0:14.18)	0:57.80[3] (0:10.91)	0:46.89[3] (0:11.18)	0:35.71[3] (0:11.31)	0:24.40[3] (0:11.63)	0:12.77[7] (0:12.77)
Average Speed [km/h]	50.8	65.9	65.7	65.0	62.0	56.3
Top Speed [km/h]	66.7	67.7	67.0	66.7	64.6	59.4
Avg. Dist. to Rail [m]	4.9	1.3	5.3	5.7	7.3	6.5
Avg. Stride Freq. [Hz]	2.3	2.5	2.5	2.5	2.4	2.3
Avg. Stride Length [m]	6.1	7.5	7.4	7.2	7.1	6.8



[ ] Ranking at each section and finish  
-:-:- No data available at this section  
NA No data available

Horse/Jockey Name	FOREVER WAITING/Alysha Warren
Finish Rank	9
Fastest Section Time (Section)	0:11.09 (L800)
Top Speed [km/h] (Section)	66.8 (L1000)
Race State	Finished



Thomas Farms Rc Murray Bridge-  
Professional-2026-02-04

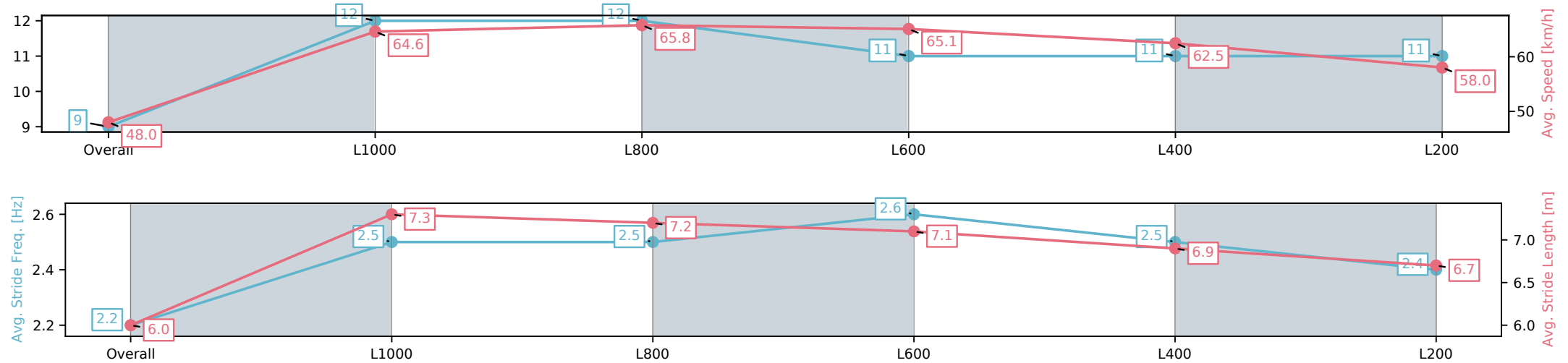
Race 7: Magic Millions Raceday 7th March Benchmark 58  
Handicap - 1200m

04 February 2026 - 4:35PM

Track Rating: Good 4, Weather: Fine, Rail Position: +12m 900m-W/  
Post, +10m Remainder Incl 1200m Chute



Section	Overall	L1000	L800	L600	L400	L200
Section Times	1:12.36[9] (0:14.98)	0:57.38[12] (0:11.16)	0:46.22[12] (0:11.09)	0:35.13[11] (0:11.19)	0:23.94[11] (0:11.51)	0:12.43[11] (0:12.43)
Average Speed [km/h]	48.0	64.6	65.8	65.1	62.5	58.0
Top Speed [km/h]	62.9	66.1	66.8	66.0	64.9	61.0
Avg. Dist. to Rail [m]	6.9	1.9	4.1	2.7	3.2	3.1
Avg. Stride Freq. [Hz]	2.2	2.5	2.5	2.6	2.5	2.4
Avg. Stride Length [m]	6.0	7.3	7.2	7.1	6.9	6.7



[ ] Ranking at each section and finish  
-:-:- No data available at this section  
NA No data available

Horse/Jockey Name	DODGY ELEMENT/Kayla Crowther
Finish Rank	10
Fastest Section Time (Section)	0:11.17 (L1000)
Top Speed [km/h] (Section)	67.7 (L1000)
Race State	Finished



Thomas Farms Rc Murray Bridge-  
Professional-2026-02-04

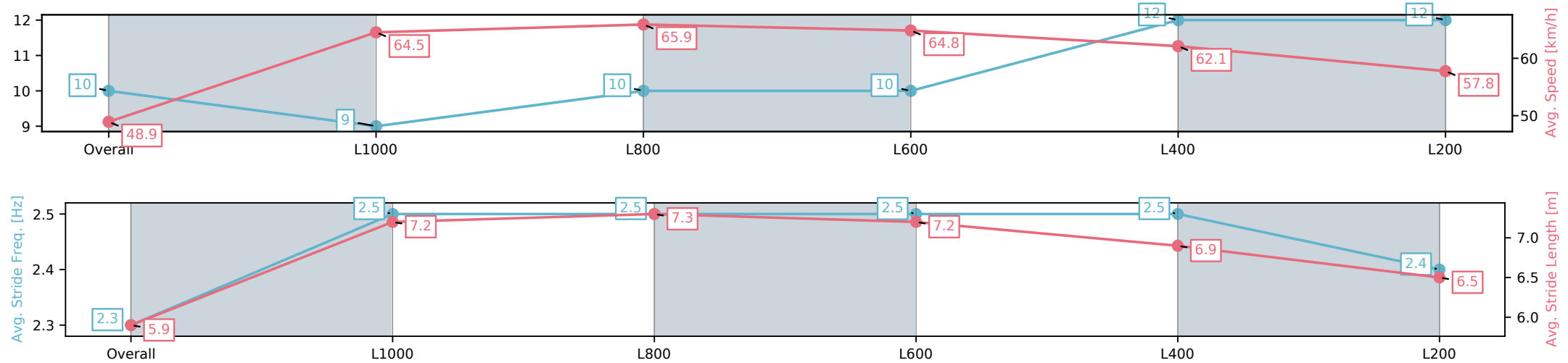
Race 7: Magic Millions Raceday 7th March Benchmark 58  
Handicap - 1200m

04 February 2026 - 4:35PM

Track Rating: Good 4, Weather: Fine, Rail Position: +12m 900m-W/  
Post, +10m Remainder Incl 1200m Chute



Section	Overall	L1000	L800	L600	L400	L200
Section Times	1:12.49[10] (0:14.70)	0:57.79[9] (0:11.17)	0:46.62[10] (0:11.17)	0:35.45[10] (0:11.39)	0:24.06[12] (0:11.62)	0:12.44[12] (0:12.44)
Average Speed [km/h]	48.9	64.5	65.9	64.8	62.1	57.8
Top Speed [km/h]	63.8	66.0	67.7	66.6	63.5	60.3
Avg. Dist. to Rail [m]	6.3	1.8	5.6	7.0	10.3	8.5
Avg. Stride Freq. [Hz]	2.3	2.5	2.5	2.5	2.5	2.4
Avg. Stride Length [m]	5.9	7.2	7.3	7.2	6.9	6.5



[ ] Ranking at each section and finish  
-:-:- No data available at this section  
NA No data available

Horse/Jockey Name	ASK FOR MORE/Thomas Doyle
Finish Rank	11
Fastest Section Time (Section)	0:11.13 (L1000)
Top Speed [km/h] (Section)	66.8 (Overall)
Race State	Finished



Thomas Farms Rc Murray Bridge-  
Professional-2026-02-04

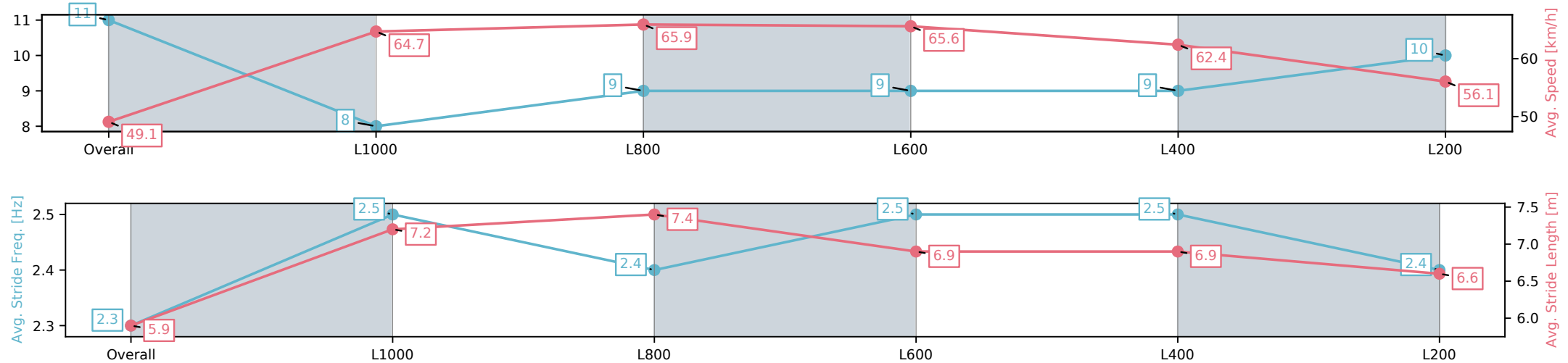
Race 7: Magic Millions Raceday 7th March Benchmark 58  
Handicap - 1200m

04 February 2026 - 4:35PM

Track Rating: Good 4, Weather: Fine, Rail Position: +12m 900m-W/  
Post, +10m Remainder Incl 1200m Chute



Section	Overall	L1000	L800	L600	L400	L200
Section Times	1:12.58[11] (0:14.66)	0:57.92[8] (0:11.13)	0:46.79[9] (0:11.15)	0:35.64[9] (0:11.28)	0:24.36[9] (0:11.54)	0:12.82[10] (0:12.82)
Average Speed [km/h]	49.1	64.7	65.9	65.6	62.4	56.1
Top Speed [km/h]	63.2	66.8	66.7	66.3	65.8	59.5
Avg. Dist. to Rail [m]	3.4	0.9	4.3	7.2	12.5	11.1
Avg. Stride Freq. [Hz]	2.3	2.5	2.4	2.5	2.5	2.4
Avg. Stride Length [m]	5.9	7.2	7.4	6.9	6.9	6.6



[ ] Ranking at each section and finish  
-:-:- No data available at this section  
NA No data available

Horse/Jockey Name	BRISEIS ECLIPSE/Campbell Rawiller
Finish Rank	12
Fastest Section Time (Section)	0:10.89 (L1000)
Top Speed [km/h] (Section)	66.9 (L1000)
Race State	Finished



Thomas Farms Rc Murray Bridge-  
Professional-2026-02-04

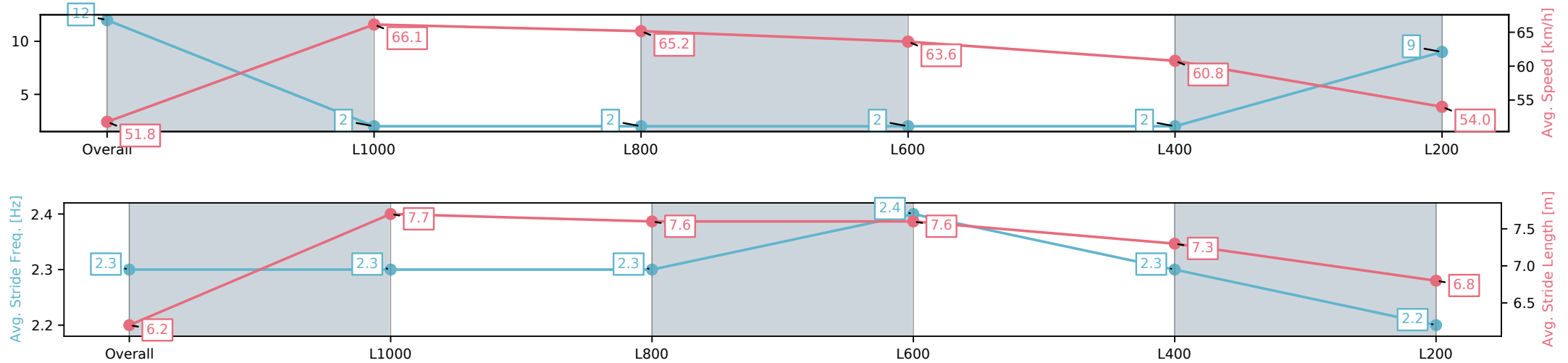
Race 7: Magic Millions Raceday 7th March Benchmark 58  
Handicap - 1200m

04 February 2026 - 4:35PM

Track Rating: Good 4, Weather: Fine, Rail Position: +12m 900m-W/  
Post, +10m Remainder Incl 1200m Chute



Section	Overall	L1000	L800	L600	L400	L200
Section Times	1:12.67[12] (0:13.94)	0:58.73[2] (0:10.89)	0:47.84[2] (0:11.17)	0:36.67[2] (0:11.49)	0:25.18[2] (0:11.87)	0:13.31[9] (0:13.31)
Average Speed [km/h]	51.8	66.1	65.2	63.6	60.8	54.0
Top Speed [km/h]	66.7	66.8	66.9	64.5	64.1	56.8
Avg. Dist. to Rail [m]	3.2	0.6	3.7	3.8	6.1	6.5
Avg. Stride Freq. [Hz]	2.3	2.3	2.3	2.4	2.3	2.2
Avg. Stride Length [m]	6.2	7.7	7.6	7.6	7.3	6.8



[ ] Ranking at each section and finish  
-:-:- No data available at this section  
NA No data available