



Thomas Farms Rc Murray Bridge-Professional-2026-02-04

Race 5: Carlton Draught Rating 0 - 58 Handicap - 1400m

04 February 2026 - 3:25PM

Track Rating: Good 4, Weather: Fine, Rail Position: +12m 900m-W/Post, +10m Remainder
Incl 1200m Chute



Section Field Times							Overall 1:24.97 (0:14.76)	L1200 1:10.21 (0:11.10)	L1000 0:59.11 (0:11.53)	L800 0:47.59 (0:11.79)	L600 0:35.79 (0:11.68)	L400 0:24.11 (0:11.56)		
Position	#	Horse/Jockey	Barrier	Top Speed [km/h]	Fastest Section	First 400m								Distance Travelled From Winner [m]
1	7	EXALTED KATE	7	66.9	0:11.10	0:25.85	1:24.97	1:10.22 [1]	0:59.12 [1]	0:47.57 [2]	0:35.74 [2]	0:24.12 [1]		
		Campbell Rawiller		1400-1200	1200-1000		(0:14.75)	(0:11.10)	(0:11.55)	(0:11.83)	(0:11.62)	(0:11.56)		
2	10	NIGHT CRUISER	5	66.7	0:11.17	0:25.95	1:25.17	1:10.39 [2]	0:59.22 [2]	0:47.79 [1]	0:36.00 [1]	0:24.24 [2]		-9
		Alana Livesey		1200-1000	1200-1000		(0:14.78)	(0:11.17)	(0:11.43)	(0:11.79)	(0:11.76)	(0:11.66)		
3	6	BOLTED IN	6	66.8	0:11.24	0:26.07	1:25.22	1:10.39 [4]	0:59.15 [3]	0:47.58 [6]	0:35.77 [4]	0:24.13 [3]		-3
		Kayla Crowther		1400-1200	1200-1000		(0:14.83)	(0:11.24)	(0:11.56)	(0:11.81)	(0:11.64)	(0:11.56)		
4	8	AMBELLO	3	65.9	0:11.24	0:26.23	1:25.22	1:10.23 [7]	0:58.99 [6]	0:47.62 [3]	0:35.66 [5]	0:24.01 [5]		+4
		Jason Holder		1200-1000	1200-1000		(0:14.99)	(0:11.24)	(0:11.37)	(0:11.96)	(0:11.65)	(0:11.48)		
5	2	TRIPOD TERROR	9	64.9	0:11.38	0:26.50	1:25.50	1:10.38 [8]	0:59.00 [8]	0:47.36 [8]	0:35.60 [8]	0:23.99 [8]		-3
		Matthew Chadwick		600-400	1200-1000		(0:15.12)	(0:11.38)	(0:11.64)	(0:11.76)	(0:11.61)	(0:11.40)		
6	5	EXPLICABLE	2	65.1	0:11.22	0:26.19	1:25.65	1:10.68 [6]	0:59.46 [5]	0:48.03 [5]	0:36.22 [3]	0:24.51 [4]		-10
		Tala Hutchinson		1400-1200	1200-1000		(0:14.97)	(0:11.22)	(0:11.43)	(0:11.81)	(0:11.71)	(0:11.89)		
7	13	LAST WAR	4	65.4	0:11.41	0:26.76	1:25.73	1:10.38 [10]	0:58.97 [10]	0:47.56 [9]	0:35.79 [9]	0:24.20 [9]		+4
		Brooke King		1200-1000	1200-1000		(0:15.35)	(0:11.41)	(0:11.41)	(0:11.77)	(0:11.59)	(0:11.56)		
8	9	STARLITE REBEL	10	66.1	0:11.44	0:26.40	1:25.80	1:10.84 [5]	0:59.40 [7]	0:47.80 [7]	0:35.96 [7]	0:24.41 [7]		+1
		Lauren Stojakovic		800-600	1200-1000		(0:14.96)	(0:11.44)	(0:11.60)	(0:11.84)	(0:11.55)	(0:11.70)		
9	11	LUDO	8	65.7	0:11.26	0:26.08	1:25.90	1:11.08 [3]	0:59.82 [4]	0:48.29 [4]	0:36.31 [6]	0:24.52 [6]		+4
		Stacey Metcalfe		1400-1200	1200-1000		(0:14.82)	(0:11.26)	(0:11.53)	(0:11.98)	(0:11.79)	(0:11.79)		
10	1	DOUGAL MCKEEN	1	64.8	0:11.42	0:26.68	1:26.14	1:10.88 [9]	0:59.46 [9]	0:47.72 [10]	0:35.86 [10]	0:24.19 [10]		-3
		Jake Toeroek		1200-1000	1200-1000		(0:15.26)	(0:11.42)	(0:11.74)	(0:11.86)	(0:11.67)	(0:11.64)		

Scratched: Canny Defense (#3), France's Boy (#4)

Report Created: Wed 04 February 2026 16:15:48 GMT+11 (Note: Timing is based on positional data)

Page 1/15

[] Position in running at each section and finish
-:-:- No data available at this section
NA No data available
■ Background shading for fastest section

Saddle cloth number
DNF Did not finish
DNT Did not track

data processed by TRIPLESDATA



Thomas Farms Rc Murray Bridge-Professional-2026-02-04

Race 5: Carlton Draught Rating 0 - 58 Handicap - 1400m

04 February 2026 - 3:25PM

Track Rating: Good 4, Weather: Fine, Rail Position: +12m 900m-W/Post, +10m Remainder
Incl 1200m Chute



Section Field Times

Overall	L1200	L1000	L800	L600	L400
1:24.97	1:10.21	0:59.11	0:47.59	0:35.79	0:24.11
(0:14.76)	(0:11.10)	(0:11.53)	(0:11.79)	(0:11.68)	(0:11.56)

Position	#	Horse/Jockey	Barrier	Top Speed [km/h]	Fastest Section	First 400m								Distance Travelled From Winner [m]
11	12	SHASAM	13	64.1	0:11.42	0:27.12	1:26.26	1:10.56 [11]	0:59.14 [11]	0:47.59 [11]	0:35.88 [11]	0:24.23 [11]		-3
		Thomas Doyle		1200-1000	1200-1000		(0:15.70)	(0:11.42)	(0:11.55)	(0:11.71)	(0:11.65)	(0:11.63)		

Scratched: Canny Defense (#3), France's Boy (#4)



Thomas Farms Rc Murray Bridge-Professional-2026-02-04

Race 5: Carlton Draught Rating 0 - 58 Handicap - 1400m

04 February 2026 - 3:25PM

Track Rating: Good 4, Weather: Fine, Rail Position: +12m 900m-W/Post, +10m Remainder
Incl 1200m Chute



Section Field Times

L200
0:12.54
(0:12.54)

Position	#	Horse/Jockey	Barrier	Top Speed [km/h]	Fastest Section	First 400m	Margin							Distance Travelled From Winner [m]
1	7	EXALTED KATE	7	66.9	0:11.10	0:25.85	0:12.55 [1]	1:24.97						
		Campbell Rawiller		1400-1200	1200-1000		(0:12.55)							
2	10	NIGHT CRUISER	5	66.7	0:11.17	0:25.95	0:12.58 [2]	1.31L						-9
		Alana Livesey		1200-1000	1200-1000		(0:12.57)							
3	6	BOLTED IN	6	66.8	0:11.24	0:26.07	0:12.56 [3]	1.61L						-3
		Kayla Crowther		1400-1200	1200-1000		(0:12.56)							
4	8	AMBELLO	3	65.9	0:11.24	0:26.23	0:12.53 [4]	1.64L						+4
		Jason Holder		1200-1000	1200-1000		(0:12.53)							
5	2	TRIPOD TERROR	9	64.9	0:11.38	0:26.50	0:12.59 [5]	3.46L						-3
		Matthew Chadwick		600-400	1200-1000		(0:12.59)							
6	5	EXPLICABLE	2	65.1	0:11.22	0:26.19	0:12.62 [6]	4.4L						-10
		Tala Hutchinson		1400-1200	1200-1000		(0:12.62)							
7	13	LAST WAR	4	65.4	0:11.41	0:26.76	0:12.64 [7]	4.93L						+4
		Brooke King		1200-1000	1200-1000		(0:12.64)							
8	9	STARLITE REBEL	10	66.1	0:11.44	0:26.40	0:12.71 [8]	5.4L						+1
		Lauren Stojakovic		800-600	1200-1000		(0:12.71)							
9	11	LUDO	8	65.7	0:11.26	0:26.08	0:12.73 [9]	6.05L						+4
		Stacey Metcalfe		1400-1200	1200-1000		(0:12.73)							
10	1	DOUGAL MCKEEN	1	64.8	0:11.42	0:26.68	0:12.55 [10]	7.6L						-3
		Jake Toeroek		1200-1000	1200-1000		(0:12.55)							

Scratched: Canny Defense (#3), France's Boy (#4)

Report Created: Wed 04 February 2026 16:15:48 GMT+11 (Note: Timing is based on positional data)

Page 3/15

[] Position in running at each section and finish
-:--:-- No data available at this section
NA No data available
■ Background shading for fastest section

Saddle cloth number
DNF Did not finish
DNT Did not track

data processed by TRIPLESDATA



Thomas Farms Rc Murray Bridge-Professional-2026-02-04

Race 5: Carlton Draught Rating 0 - 58 Handicap - 1400m

04 February 2026 - 3:25PM

Track Rating: Good 4, Weather: Fine, Rail Position: +12m 900m-W/Post, +10m Remainder
Incl 1200m Chute



Section
Field Times

L200
0:12.54
(0:12.54)

Position	#	Horse/Jockey	Barrier	Top Speed [km/h]	Fastest Section	First 400m	Margin							Distance Travelled From Winner [m]
11	12	SHASAM	13	64.1	0:11.42	0:27.12	0:12.60 [11]	8.33L						-3
		Thomas Doyle		1200-1000	1200-1000		(0:12.60)							

Scratched: Canny Defense (#3), France's Boy (#4)

Horse/Jockey Name	EXALTED KATE/Campbell Rawiller
Finish Rank	1
Fastest Section Time (Section)	0:11.10 (L1200)
Top Speed [km/h] (Section)	66.9 (Overall)
Race State	Finished



Thomas Farms Rc Murray Bridge-
Professional-2026-02-04

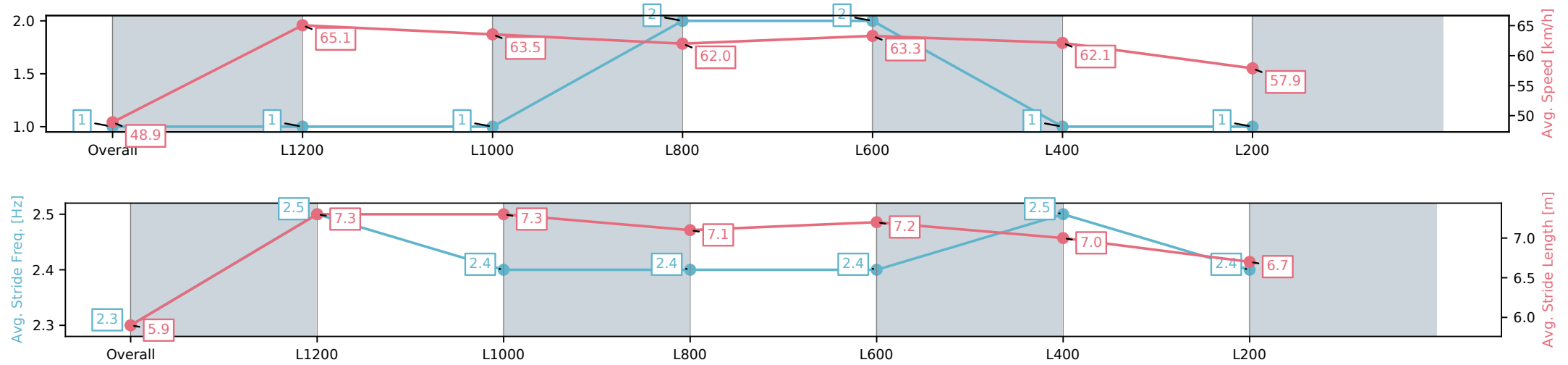
Race 5: Carlton Draught Rating 0 - 58 Handicap - 1400m

04 February 2026 - 3:25PM

Track Rating: Good 4, Weather: Fine, Rail Position: +12m 900m-W/
Post, +10m Remainder Incl 1200m Chute



Section	Overall	L1200	L1000	L800	L600	L400	L200
Section Times	1:24.97[1] (0:14.75)	1:10.22[1] (0:11.10)	0:59.12[1] (0:11.55)	0:47.57[2] (0:11.83)	0:35.74[2] (0:11.62)	0:24.12[1] (0:11.56)	0:12.55[1] (0:12.55)
Average Speed [km/h]	48.9	65.1	63.5	62.0	63.3	62.1	57.9
Top Speed [km/h]	63.6	66.9	65.1	63.5	64.8	64.4	59.1
Avg. Dist. to Rail [m]	4.9	2.3	3.9	4.4	4.8	6.1	5.8
Avg. Stride Freq. [Hz]	2.3	2.5	2.4	2.4	2.4	2.5	2.4
Avg. Stride Length [m]	5.9	7.3	7.3	7.1	7.2	7.0	6.7



[] Ranking at each section and finish
-:-:- No data available at this section
NA No data available

Horse/Jockey Name	NIGHT CRUISER/Alana Livesey
Finish Rank	2
Fastest Section Time (Section)	0:11.17 (L1200)
Top Speed [km/h] (Section)	66.7 (L1200)
Race State	Finished



Thomas Farms Rc Murray Bridge-
Professional-2026-02-04

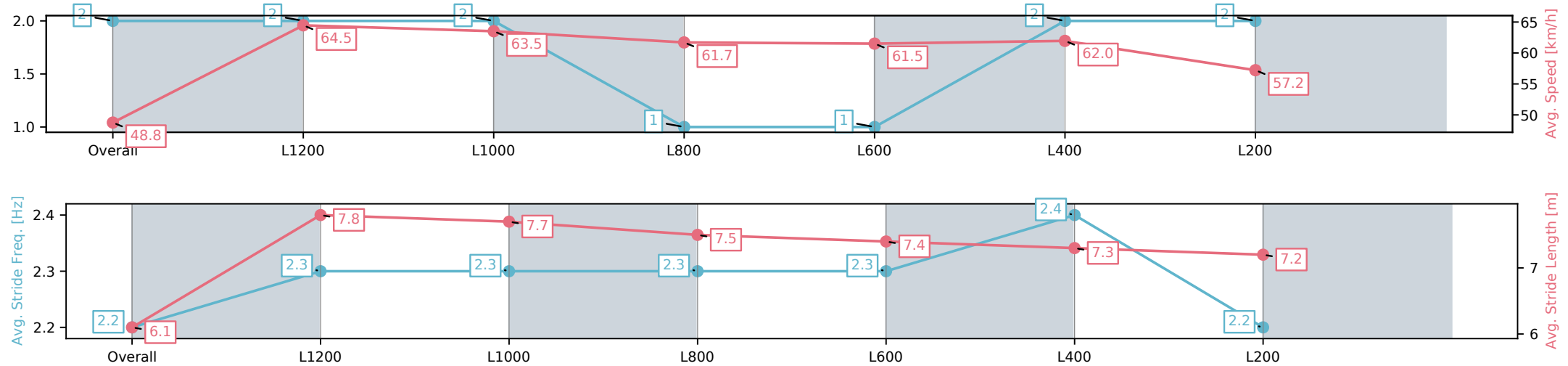
Race 5: Carlton Draught Rating 0 - 58 Handicap - 1400m

04 February 2026 - 3:25PM

Track Rating: Good 4, Weather: Fine, Rail Position: +12m 900m-W/
Post, +10m Remainder Incl 1200m Chute



Section	Overall	L1200	L1000	L800	L600	L400	L200
Section Times	1:25.17[2] (0:14.78)	1:10.39[2] (0:11.17)	0:59.22[2] (0:11.43)	0:47.79[1] (0:11.79)	0:36.00[1] (0:11.76)	0:24.24[2] (0:11.66)	0:12.58[2] (0:12.57)
Average Speed [km/h]	48.8	64.5	63.5	61.7	61.5	62.0	57.2
Top Speed [km/h]	64.5	66.5	66.7	62.1	64.2	64.0	60.1
Avg. Dist. to Rail [m]	3.3	0.6	1.7	1.8	2.0	2.6	2.9
Avg. Stride Freq. [Hz]	2.2	2.3	2.3	2.3	2.3	2.4	2.2
Avg. Stride Length [m]	6.1	7.8	7.7	7.5	7.4	7.3	7.2



[] Ranking at each section and finish
-:-:- No data available at this section
NA No data available

Horse/Jockey Name	BOLTED IN/Kayla Crowther
Finish Rank	3
Fastest Section Time (Section)	0:11.24 (L1200)
Top Speed [km/h] (Section)	66.8 (Overall)
Race State	Finished



Thomas Farms Rc Murray Bridge-
Professional-2026-02-04

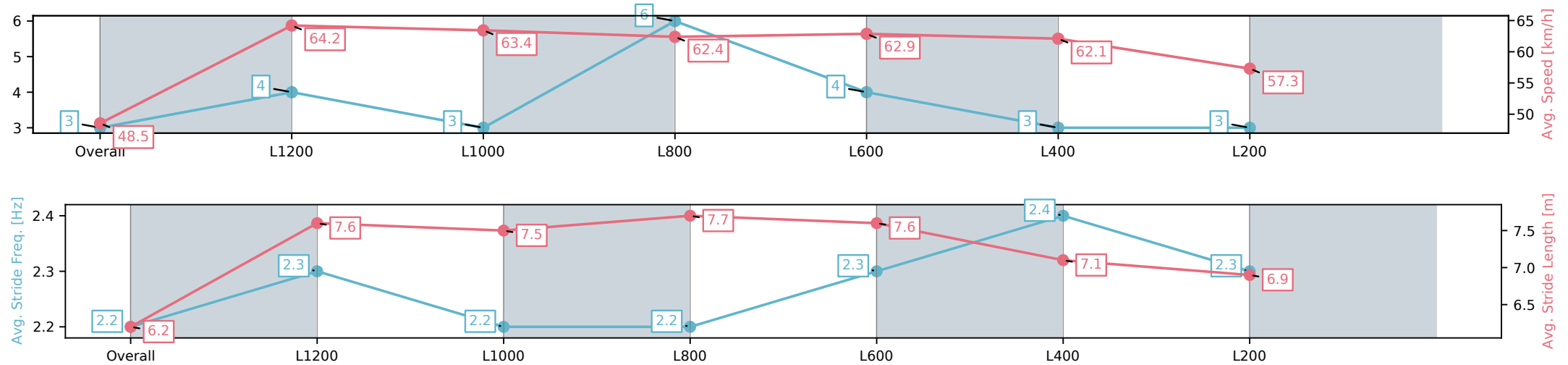
Race 5: Carlton Draught Rating 0 - 58 Handicap - 1400m

04 February 2026 - 3:25PM

Track Rating: Good 4, Weather: Fine, Rail Position: +12m 900m-W/
Post, +10m Remainder Incl 1200m Chute



Section	Overall	L1200	L1000	L800	L600	L400	L200
Section Times	1:25.22[3] (0:14.83)	1:10.39[4] (0:11.24)	0:59.15[3] (0:11.56)	0:47.58[6] (0:11.81)	0:35.77[4] (0:11.64)	0:24.13[3] (0:11.56)	0:12.56[3] (0:12.56)
Average Speed [km/h]	48.5	64.2	63.4	62.4	62.9	62.1	57.3
Top Speed [km/h]	66.8	65.4	65.0	63.0	64.0	64.0	59.6
Avg. Dist. to Rail [m]	3.9	2.0	3.9	4.3	4.5	6.5	6.5
Avg. Stride Freq. [Hz]	2.2	2.3	2.2	2.2	2.3	2.4	2.3
Avg. Stride Length [m]	6.2	7.6	7.5	7.7	7.6	7.1	6.9



[] Ranking at each section and finish
-:-:- No data available at this section
NA No data available

Horse/Jockey Name	AMBELLO/Jason Holder
Finish Rank	4
Fastest Section Time (Section)	0:11.24 (L1200)
Top Speed [km/h] (Section)	65.9 (L1200)
Race State	Finished



Thomas Farms Rc Murray Bridge-
Professional-2026-02-04

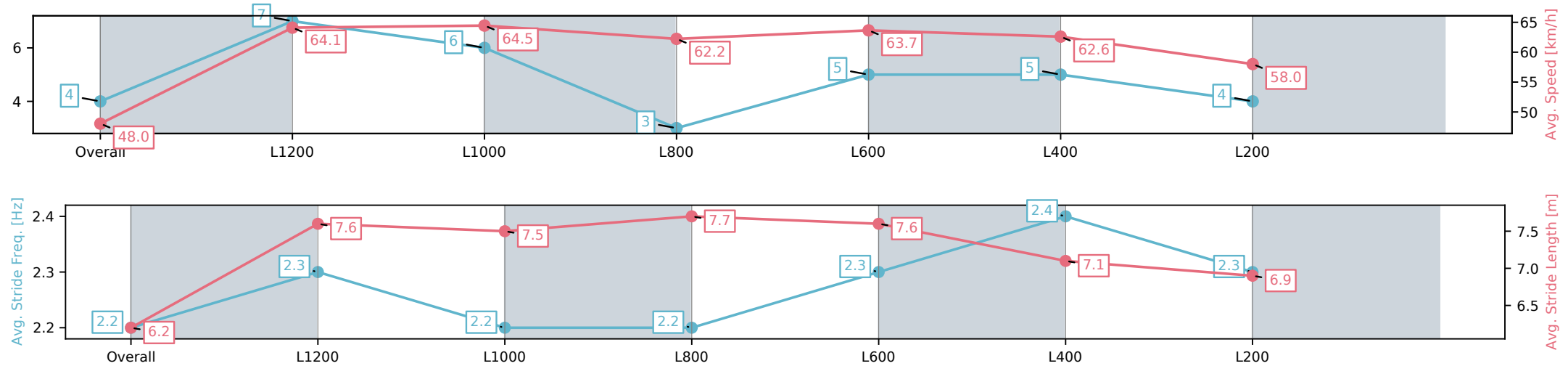
Race 5: Carlton Draught Rating 0 - 58 Handicap - 1400m

04 February 2026 - 3:25PM

Track Rating: Good 4, Weather: Fine, Rail Position: +12m 900m-W/
Post, +10m Remainder Incl 1200m Chute



Section	Overall	L1200	L1000	L800	L600	L400	L200
Section Times	1:25.22[4] (0:14.99)	1:10.23[7] (0:11.24)	0:58.99[6] (0:11.37)	0:47.62[3] (0:11.96)	0:35.66[5] (0:11.65)	0:24.01[5] (0:11.48)	0:12.53[4] (0:12.53)
Average Speed [km/h]	48.0	64.1	64.5	62.2	63.7	62.6	58.0
Top Speed [km/h]	64.6	64.8	65.9	63.0	65.0	64.8	60.7
Avg. Dist. to Rail [m]	1.9	0.8	3.5	6.6	7.2	10.8	9.4
Avg. Stride Freq. [Hz]	2.2	2.3	2.2	2.2	2.3	2.4	2.3
Avg. Stride Length [m]	6.2	7.6	7.5	7.7	7.6	7.1	6.9



[] Ranking at each section and finish
-:-:- No data available at this section
NA No data available

Horse/Jockey Name	TRIPOD TERROR/Matthew Chadwick
Finish Rank	5
Fastest Section Time (Section)	0:11.38 (L1200)
Top Speed [km/h] (Section)	64.9 (L600)
Race State	Finished



Thomas Farms Rc Murray Bridge-
Professional-2026-02-04

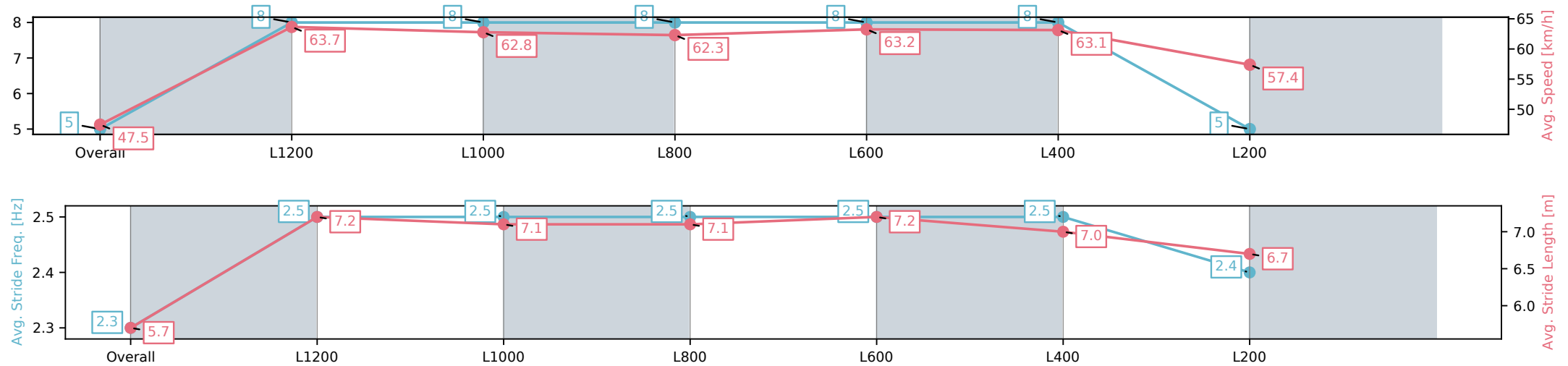
Race 5: Carlton Draught Rating 0 - 58 Handicap - 1400m

04 February 2026 - 3:25PM

Track Rating: Good 4, Weather: Fine, Rail Position: +12m 900m-W/
Post, +10m Remainder Incl 1200m Chute



Section	Overall	L1200	L1000	L800	L600	L400	L200
Section Times	1:25.50[5] (0:15.12)	1:10.38[8] (0:11.38)	0:59.00[8] (0:11.64)	0:47.36[8] (0:11.76)	0:35.60[8] (0:11.61)	0:23.99[8] (0:11.40)	0:12.59[5] (0:12.59)
Average Speed [km/h]	47.5	63.7	62.8	62.3	63.2	63.1	57.4
Top Speed [km/h]	62.8	64.2	64.9	64.7	64.1	64.9	59.3
Avg. Dist. to Rail [m]	6.5	2.6	3.6	3.7	4.2	7.3	8.0
Avg. Stride Freq. [Hz]	2.3	2.5	2.5	2.5	2.5	2.5	2.4
Avg. Stride Length [m]	5.7	7.2	7.1	7.1	7.2	7.0	6.7



[] Ranking at each section and finish
-:-:- No data available at this section
NA No data available

Horse/Jockey Name	EXPLICABLE/Tala Hutchinson
Finish Rank	6
Fastest Section Time (Section)	0:11.22 (L1200)
Top Speed [km/h] (Section)	65.1 (Overall)
Race State	Finished



Thomas Farms Rc Murray Bridge-
Professional-2026-02-04

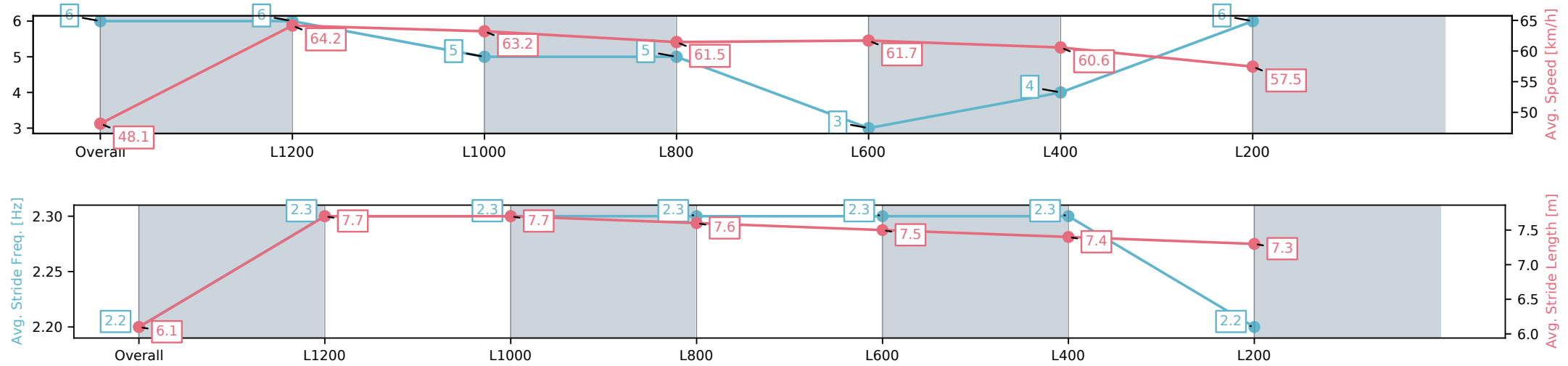
Race 5: Carlton Draught Rating 0 - 58 Handicap - 1400m

04 February 2026 - 3:25PM

Track Rating: Good 4, Weather: Fine, Rail Position: +12m 900m-W/
Post, +10m Remainder Incl 1200m Chute



Section	Overall	L1200	L1000	L800	L600	L400	L200
Section Times	1:25.65[6] (0:14.97)	1:10.68[6] (0:11.22)	0:59.46[5] (0:11.43)	0:48.03[5] (0:11.81)	0:36.22[3] (0:11.71)	0:24.51[4] (0:11.89)	0:12.62[6] (0:12.62)
Average Speed [km/h]	48.1	64.2	63.2	61.5	61.7	60.6	57.5
Top Speed [km/h]	64.2	65.1	64.5	61.9	63.8	63.6	58.6
Avg. Dist. to Rail [m]	1.2	0.5	0.8	1.5	2.1	3.7	3.6
Avg. Stride Freq. [Hz]	2.2	2.3	2.3	2.3	2.3	2.3	2.2
Avg. Stride Length [m]	6.1	7.7	7.7	7.6	7.5	7.4	7.3



[] Ranking at each section and finish
-:-:- No data available at this section
NA No data available

Horse/Jockey Name	LAST WAR/Brooke King
Finish Rank	7
Fastest Section Time (Section)	0:11.41 (L1200)
Top Speed [km/h] (Section)	65.4 (L1200)
Race State	Finished



Thomas Farms Rc Murray Bridge-
Professional-2026-02-04

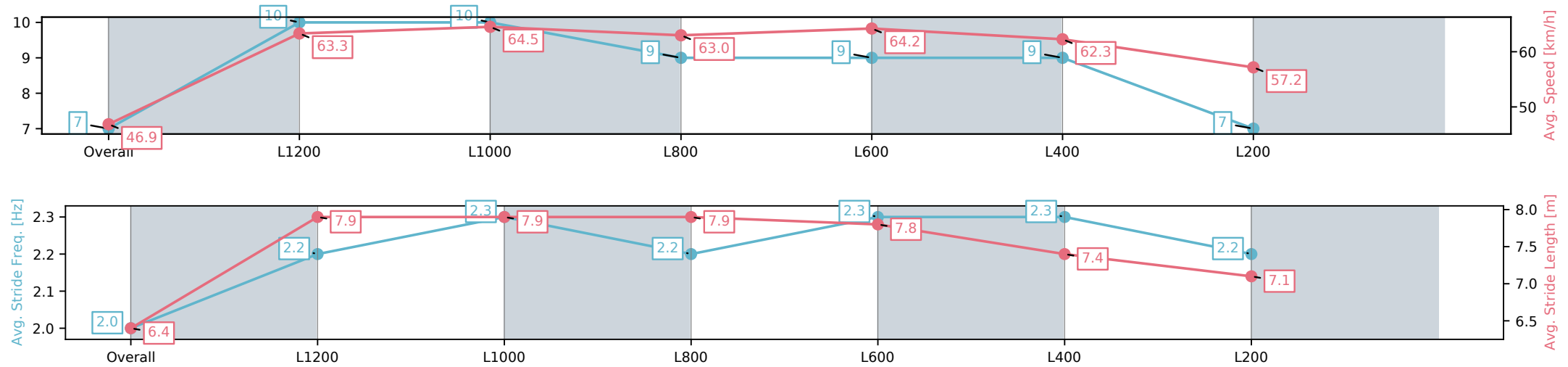
Race 5: Carlton Draught Rating 0 - 58 Handicap - 1400m

04 February 2026 - 3:25PM

Track Rating: Good 4, Weather: Fine, Rail Position: +12m 900m-W/
Post, +10m Remainder Incl 1200m Chute



Section	Overall	L1200	L1000	L800	L600	L400	L200
Section Times	1:25.73[7] (0:15.35)	1:10.38[10] (0:11.41)	0:58.97[10] (0:11.41)	0:47.56[9] (0:11.77)	0:35.79[9] (0:11.59)	0:24.20[9] (0:11.56)	0:12.64[7] (0:12.64)
Average Speed [km/h]	46.9	63.3	64.5	63.0	64.2	62.3	57.2
Top Speed [km/h]	63.2	64.5	65.4	63.8	65.3	65.3	59.9
Avg. Dist. to Rail [m]	3.1	2.1	4.3	6.5	7.8	11.7	11.5
Avg. Stride Freq. [Hz]	2.0	2.2	2.3	2.2	2.3	2.3	2.2
Avg. Stride Length [m]	6.4	7.9	7.9	7.9	7.8	7.4	7.1



[] Ranking at each section and finish
-:-:- No data available at this section
NA No data available

Horse/Jockey Name	STARLITE REBEL/Lauren Stojakovic
Finish Rank	8
Fastest Section Time (Section)	0:11.44 (L1200)
Top Speed [km/h] (Section)	66.1 (L800)
Race State	Finished



Thomas Farms Rc Murray Bridge-
Professional-2026-02-04

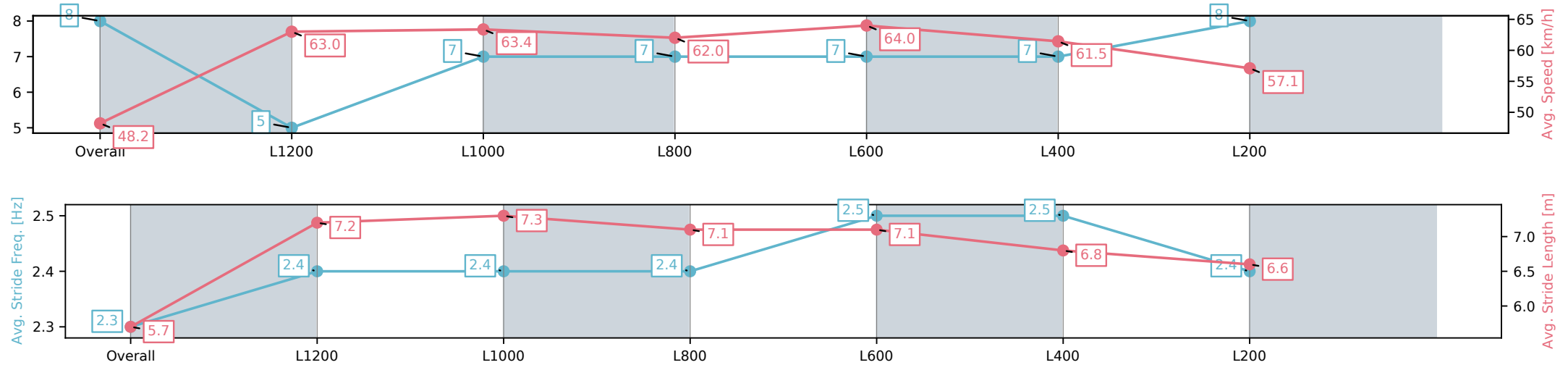
Race 5: Carlton Draught Rating 0 - 58 Handicap - 1400m

04 February 2026 - 3:25PM

Track Rating: Good 4, Weather: Fine, Rail Position: +12m 900m-W/
Post, +10m Remainder Incl 1200m Chute



Section	Overall	L1200	L1000	L800	L600	L400	L200
Section Times	1:25.80[8] (0:14.96)	1:10.84[5] (0:11.44)	0:59.40[7] (0:11.60)	0:47.80[7] (0:11.84)	0:35.96[7] (0:11.55)	0:24.41[7] (0:11.70)	0:12.71[8] (0:12.71)
Average Speed [km/h]	48.2	63.0	63.4	62.0	64.0	61.5	57.1
Top Speed [km/h]	63.4	64.5	64.4	62.8	66.1	66.1	58.2
Avg. Dist. to Rail [m]	7.3	3.0	3.7	4.7	5.9	8.9	7.0
Avg. Stride Freq. [Hz]	2.3	2.4	2.4	2.4	2.5	2.5	2.4
Avg. Stride Length [m]	5.7	7.2	7.3	7.1	7.1	6.8	6.6



[] Ranking at each section and finish
-:-:- No data available at this section
NA No data available

Horse/Jockey Name	LUDO/Stacey Metcalfe
Finish Rank	9
Fastest Section Time (Section)	0:11.26 (L1200)
Top Speed [km/h] (Section)	65.7 (Overall)
Race State	Finished



Thomas Farms Rc Murray Bridge-
Professional-2026-02-04

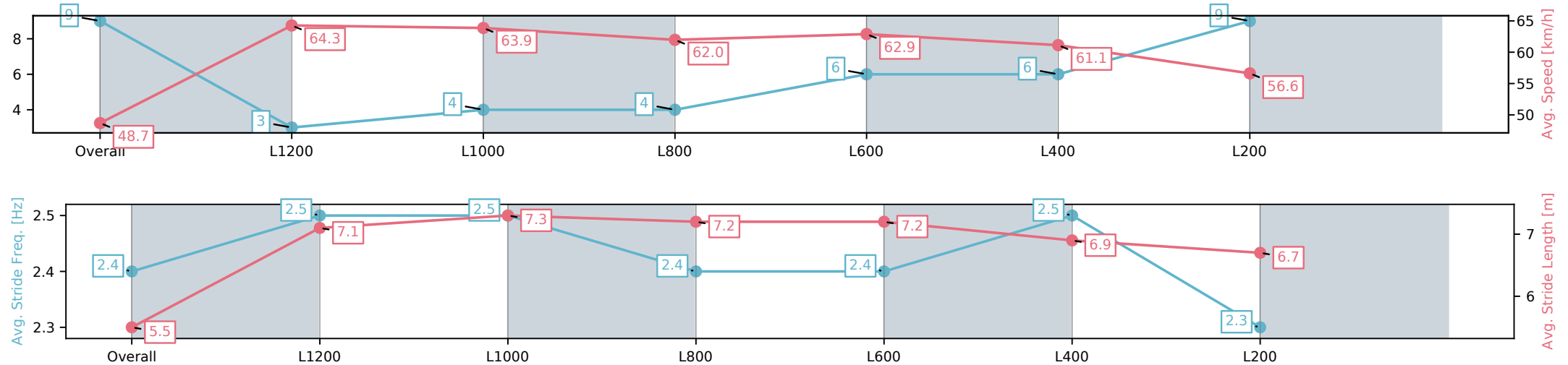
Race 5: Carlton Draught Rating 0 - 58 Handicap - 1400m

04 February 2026 - 3:25PM

Track Rating: Good 4, Weather: Fine, Rail Position: +12m 900m-W/
Post, +10m Remainder Incl 1200m Chute



Section	Overall	L1200	L1000	L800	L600	L400	L200
Section Times	1:25.90[9] (0:14.82)	1:11.08[3] (0:11.26)	0:59.82[4] (0:11.53)	0:48.29[4] (0:11.98)	0:36.31[6] (0:11.79)	0:24.52[6] (0:11.79)	0:12.73[9] (0:12.73)
Average Speed [km/h]	48.7	64.3	63.9	62.0	62.9	61.1	56.6
Top Speed [km/h]	64.1	65.7	65.7	62.7	64.3	64.3	58.7
Avg. Dist. to Rail [m]	6.0	3.0	5.0	6.5	6.8	9.9	9.1
Avg. Stride Freq. [Hz]	2.4	2.5	2.5	2.4	2.4	2.5	2.3
Avg. Stride Length [m]	5.5	7.1	7.3	7.2	7.2	6.9	6.7



[] Ranking at each section and finish
-:-:- No data available at this section
NA No data available

Horse/Jockey Name	DOUGAL MCKEEN/Jake Toeroek
Finish Rank	10
Fastest Section Time (Section)	0:11.42 (L1200)
Top Speed [km/h] (Section)	64.8 (L1200)
Race State	Finished



Thomas Farms Rc Murray Bridge-
Professional-2026-02-04

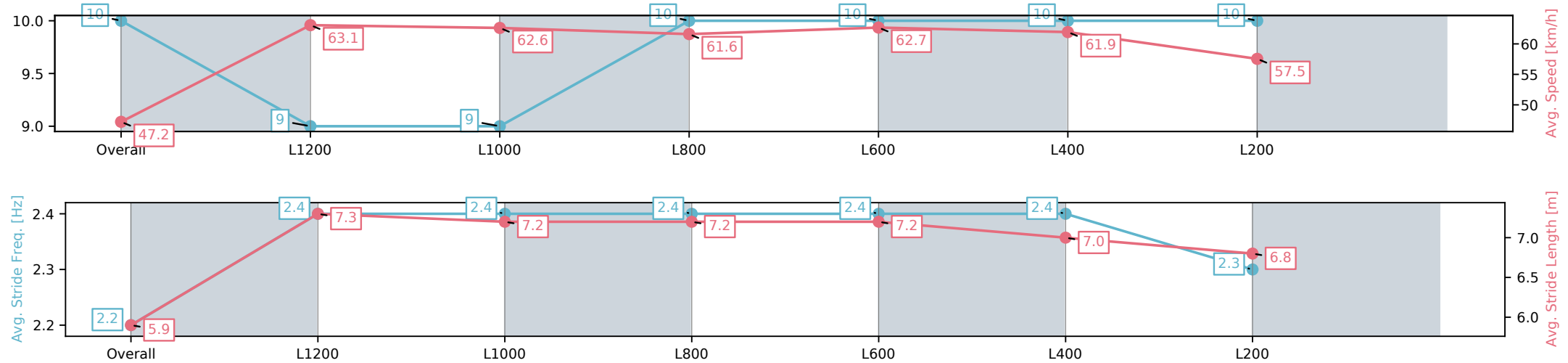
Race 5: Carlton Draught Rating 0 - 58 Handicap - 1400m

04 February 2026 - 3:25PM

Track Rating: Good 4, Weather: Fine, Rail Position: +12m 900m-W/
Post, +10m Remainder Incl 1200m Chute



Section	Overall	L1200	L1000	L800	L600	L400	L200
Section Times	1:26.14[10] (0:15.26)	1:10.88[9] (0:11.42)	0:59.46[9] (0:11.74)	0:47.72[10] (0:11.86)	0:35.86[10] (0:11.67)	0:24.19[10] (0:11.64)	0:12.55[10] (0:12.55)
Average Speed [km/h]	47.2	63.1	62.6	61.6	62.7	61.9	57.5
Top Speed [km/h]	63.2	63.8	64.8	62.5	64.1	63.2	60.5
Avg. Dist. to Rail [m]	1.5	0.9	3.9	3.4	3.5	7.1	5.7
Avg. Stride Freq. [Hz]	2.2	2.4	2.4	2.4	2.4	2.4	2.3
Avg. Stride Length [m]	5.9	7.3	7.2	7.2	7.2	7.0	6.8



[] Ranking at each section and finish
-:-:- No data available at this section
NA No data available

Horse/Jockey Name	SHASAM/Thomas Doyle
Finish Rank	11
Fastest Section Time (Section)	0:11.42 (L1200)
Top Speed [km/h] (Section)	64.1 (L1200)
Race State	Finished



Thomas Farms Rc Murray Bridge-
Professional-2026-02-04

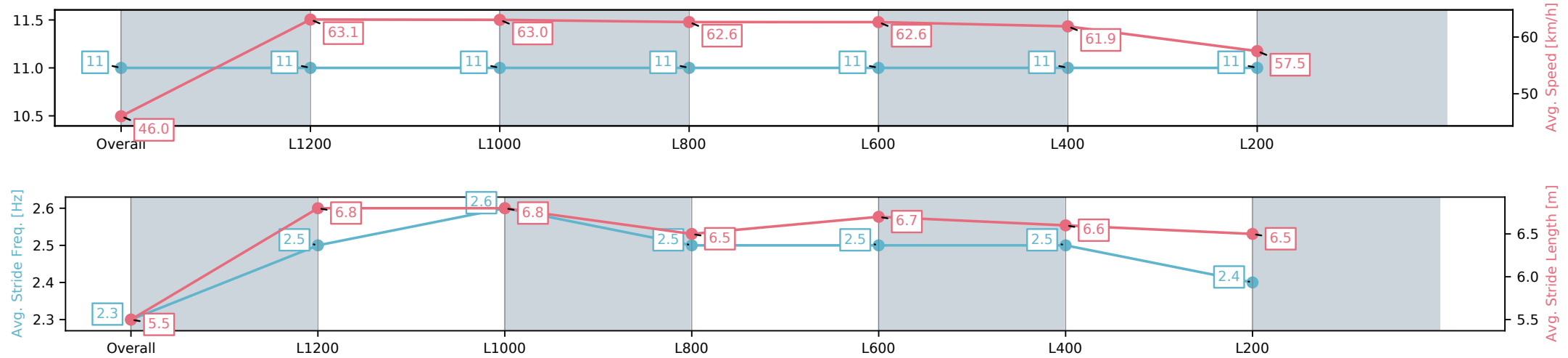
Race 5: Carlton Draught Rating 0 - 58 Handicap - 1400m

04 February 2026 - 3:25PM

Track Rating: Good 4, Weather: Fine, Rail Position: +12m 900m-W/
Post, +10m Remainder Incl 1200m Chute



Section	Overall	L1200	L1000	L800	L600	L400	L200
Section Times	1:26.26[11] (0:15.70)	1:10.56[11] (0:11.42)	0:59.14[11] (0:11.55)	0:47.59[11] (0:11.71)	0:35.88[11] (0:11.65)	0:24.23[11] (0:11.63)	0:12.60[11] (0:12.60)
Average Speed [km/h]	46.0	63.1	63.0	62.6	62.6	61.9	57.5
Top Speed [km/h]	62.8	63.9	64.1	64.1	63.6	63.7	60.1
Avg. Dist. to Rail [m]	6.0	0.4	2.1	3.8	4.1	8.6	8.3
Avg. Stride Freq. [Hz]	2.3	2.5	2.6	2.5	2.5	2.5	2.4
Avg. Stride Length [m]	5.5	6.8	6.8	6.5	6.7	6.6	6.5



[] Ranking at each section and finish
-:-:- No data available at this section
NA No data available