



# Thomas Farms Rc Murray Bridge-Professional-2026-02-04

## Race 2: Sportsbet Fast Form Maiden Plate - 900m

04 February 2026 - 1:42PM

Track Rating: Good 4, Weather: Fine, Rail Position: +12m 900m-W/Post, +10m Remainder  
Incl 1200m Chute



### Section Field Times

Overall  
0:52.10  
(0:08.59)

L800  
0:43.51  
(0:10.89)

L600  
0:32.62  
(0:10.76)

L400  
0:21.86  
(0:10.63)

L200  
0:11.23  
(0:11.23)

Position	#	Horse/Jockey	Barrier	Top Speed [km/h]	Fastest Section	First 400m	Overall	L800	L600	L400	L200	Margin	Distance Travelled From Winner [m]
1	10	MISS SLIPSTREAM	5	68.7	0:10.63	0:24.91	0:52.10	0:43.48 [2]	0:32.62 [1]	0:21.87 [1]	0:11.24 [1]	0:52.10	
		Kayla Crowther		600-400	400-200		(0:08.62)	(0:10.86)	(0:10.75)	(0:10.63)	(0:11.24)		
2	11	CARPE ASTRA	6	69.0	0:10.66	0:24.97	0:52.58	0:43.99 [1]	0:33.08 [2]	0:22.24 [2]	0:11.58 [2]	3.09L	+4
		Ben Price		600-400	400-200		(0:08.59)	(0:10.91)	(0:10.84)	(0:10.66)	(0:11.57)		
3	9	MISS BOOM	7	69.3	0:10.72	0:25.20	0:52.64	0:43.85 [6]	0:33.07 [4]	0:22.15 [3]	0:11.43 [3]	3.51L	+4
		Caitlin Tootell		800-600	400-200		(0:08.79)	(0:10.78)	(0:10.92)	(0:10.72)	(0:11.43)		
4	1	POWER OF TIME	4	69.0	0:10.69	0:25.24	0:52.68	0:44.01 [4]	0:32.98 [5]	0:22.07 [5]	0:11.38 [4]	3.74L	+4
		Todd Pannell		600-400	400-200		(0:08.67)	(0:11.03)	(0:10.91)	(0:10.69)	(0:11.38)		
5	13	HAKEBA	14	69.1	0:10.75	0:25.27	0:52.92	0:43.94 [7]	0:32.99 [8]	0:22.24 [8]	0:11.48 [5]	5.26L	+3
		Tala Hutchinson		800-600	600-400		(0:08.98)	(0:10.95)	(0:10.75)	(0:10.76)	(0:11.48)		
6	12	ELEGANT LILLY	9	68.4	0:10.87	0:25.24	0:53.53	0:44.80 [5]	0:33.75 [6]	0:22.88 [6]	0:11.95 [6]	9.2L	+6
		Lauren Stojakovic		600-400	600-400		(0:08.73)	(0:11.05)	(0:10.87)	(0:10.93)	(0:11.95)		
7	4	SNEAKY PEAKY	8	68.4	0:10.88	0:24.97	0:53.84	0:45.19 [3]	0:34.31 [3]	0:23.27 [4]	0:12.13 [8]	11.26L	+6
		Jason Holder		800-600	800-600		(0:08.65)	(0:10.88)	(0:11.04)	(0:11.14)	(0:12.13)		
8	5	SNOBZ	11	69.8	0:10.53	0:25.30	0:53.87	0:44.48 [9]	0:33.95 [7]	0:23.22 [7]	0:12.22 [7]	11.41L	+8
		Sophie Potter		1000-800	800-600		(0:09.39)	(0:10.53)	(0:10.73)	(0:11.00)	(0:12.22)		
9	8	BRIGHT DELIGHT	1	66.5	0:10.99	0:25.74	0:54.49	0:45.48 [8]	0:34.40 [9]	0:23.41 [9]	0:12.14 [9]	15.41L	+3
		Andrew Stead		800-600	600-400		(0:09.01)	(0:11.08)	(0:10.99)	(0:11.27)	(0:12.14)		
10	14	MAKENZIE	13	69.4	0:10.57	0:28.07	0:55.57	0:44.03 [10]	0:33.27 [10]	0:22.69 [10]	0:11.87 [10]	22.42L	+6
		Brooke King		800-600	600-400		(0:11.54)	(0:10.76)	(0:10.57)	(0:10.82)	(0:11.87)		

Scratched: Summertime Madness (#2), Broke The Seal (#3), Taajwar (#6), Total Love (#7)

Report Created: Wed 04 February 2026 15:33:19 GMT+11 (Note: Timing is based on positional data)

Page 1/11

[ ] Position in running at each section and finish  
-:-:- No data available at this section  
NA No data available  
Background shading for fastest section

# Saddle cloth number  
DNF Did not finish  
DNT Did not track

data processed by TRIPLESDATA

Horse/Jockey Name	MISS SLIPSTREAM/Kayla Crowther
Finish Rank	1
Fastest Section Time (Section)	0:10.63 (L400)
Top Speed [km/h] (Section)	68.7 (L600)
Race State	Finished



Thomas Farms Rc Murray Bridge-  
Professional-2026-02-04

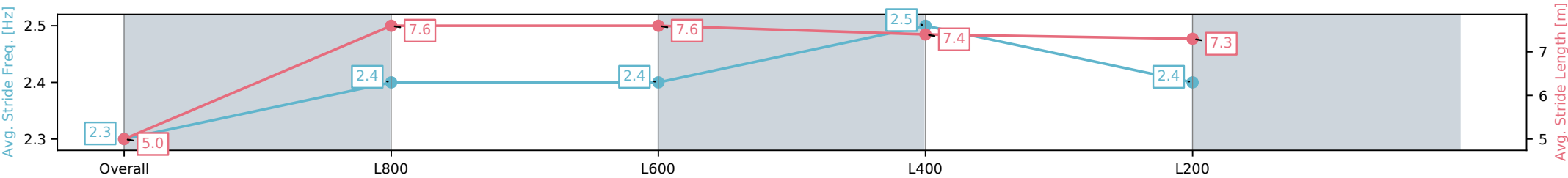
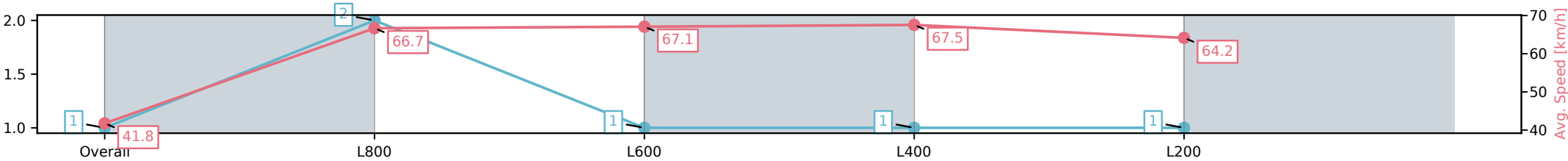
Race 2: Sportsbet Fast Form Maiden Plate - 900m

04 February 2026 - 1:42PM

Track Rating: Good 4, Weather: Fine, Rail Position: +12m 900m-W/  
Post, +10m Remainder Incl 1200m Chute



Section	Overall	L800	L600	L400	L200
Section Times	0:52.10[1] (0:08.62)	0:43.48[2] (0:10.86)	0:32.62[1] (0:10.75)	0:21.87[1] (0:10.63)	0:11.24[1] (0:11.24)
Average Speed [km/h]	41.8	66.7	67.1	67.5	64.2
Top Speed [km/h]	63.7	68.3	68.7	68.7	66.9
Avg. Dist. to Rail [m]	3.8	2.3	0.6	2.4	3.0
Avg. Stride Freq. [Hz]	2.3	2.4	2.4	2.5	2.4
Avg. Stride Length [m]	5.0	7.6	7.6	7.4	7.3



[ ] Ranking at each section and finish  
-:-:- No data available at this section  
NA No data available

Horse/Jockey Name	CARPE ASTRA/Ben Price
Finish Rank	2
Fastest Section Time (Section)	0:10.66 (L400)
Top Speed [km/h] (Section)	69.0 (L600)
Race State	Finished



Thomas Farms Rc Murray Bridge-  
Professional-2026-02-04

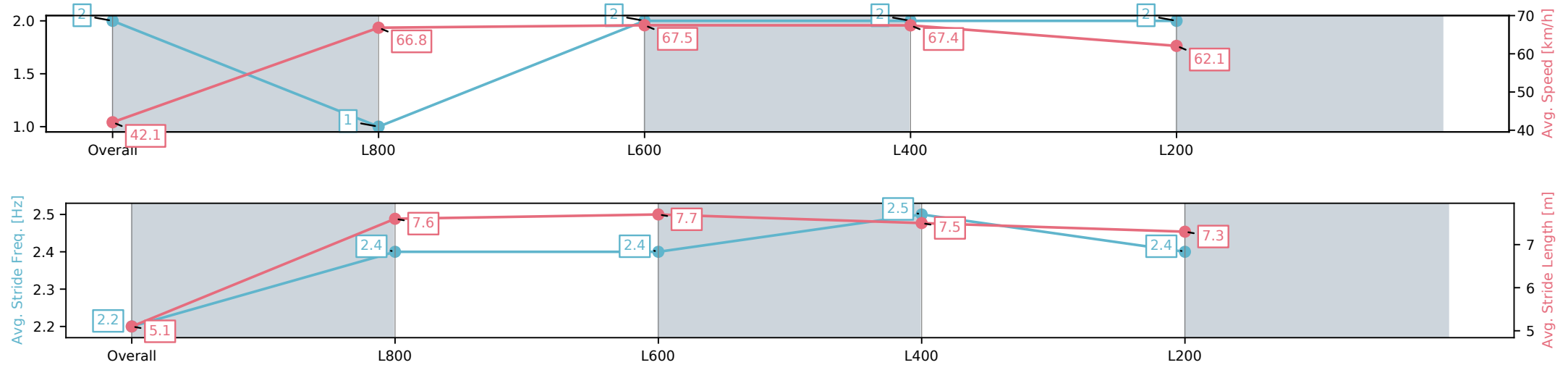
Race 2: Sportsbet Fast Form Maiden Plate - 900m



04 February 2026 - 1:42PM

Track Rating: Good 4, Weather: Fine, Rail Position: +12m 900m-W/  
Post, +10m Remainder Incl 1200m Chute

Section	Overall	L800	L600	L400	L200
Section Times	0:52.58[2] (0:08.59)	0:43.99[1] (0:10.91)	0:33.08[2] (0:10.84)	0:22.24[2] (0:10.66)	0:11.58[2] (0:11.57)
Average Speed [km/h]	42.1	66.8	67.5	67.4	62.1
Top Speed [km/h]	64.7	67.8	68.8	69.0	64.9
Avg. Dist. to Rail [m]	4.6	4.0	3.6	5.9	5.4
Avg. Stride Freq. [Hz]	2.2	2.4	2.4	2.5	2.4
Avg. Stride Length [m]	5.1	7.6	7.7	7.5	7.3



[ ] Ranking at each section and finish  
-:-:- No data available at this section  
NA No data available

Horse/Jockey Name	MISS BOOM/Caitlin Tootell
Finish Rank	3
Fastest Section Time (Section)	0:10.72 (L400)
Top Speed [km/h] (Section)	69.3 (L800)
Race State	Finished



Thomas Farms Rc Murray Bridge-  
Professional-2026-02-04

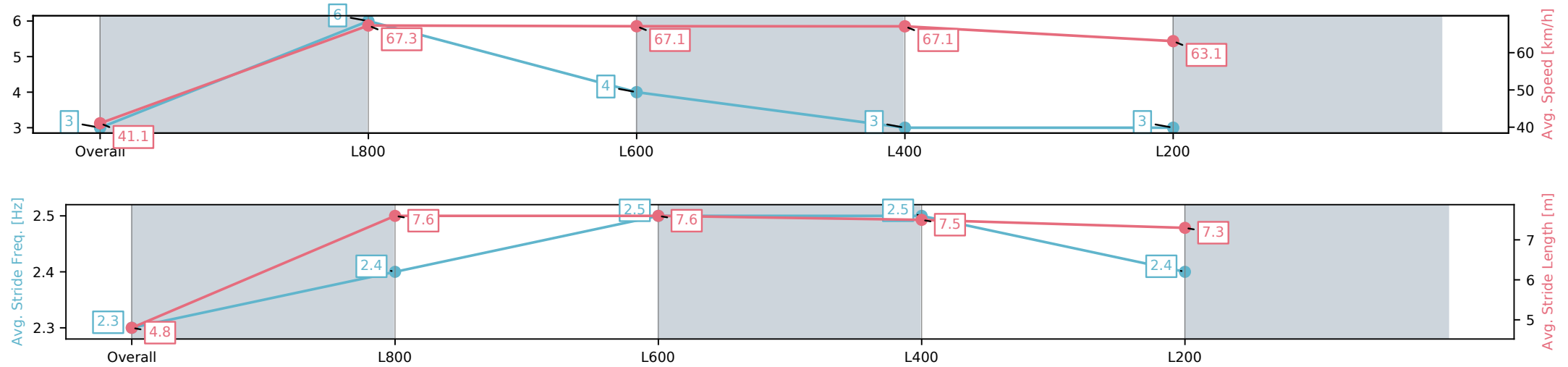
Race 2: Sportsbet Fast Form Maiden Plate - 900m

04 February 2026 - 1:42PM

Track Rating: Good 4, Weather: Fine, Rail Position: +12m 900m-W/  
Post, +10m Remainder Incl 1200m Chute



Section	Overall	L800	L600	L400	L200
Section Times	0:52.64[3] (0:08.79)	0:43.85[6] (0:10.78)	0:33.07[4] (0:10.92)	0:22.15[3] (0:10.72)	0:11.43[3] (0:11.43)
Average Speed [km/h]	41.1	67.3	67.1	67.1	63.1
Top Speed [km/h]	64.2	68.3	69.3	69.0	65.2
Avg. Dist. to Rail [m]	4.5	3.0	3.8	5.5	6.3
Avg. Stride Freq. [Hz]	2.3	2.4	2.5	2.5	2.4
Avg. Stride Length [m]	4.8	7.6	7.6	7.5	7.3



[ ] Ranking at each section and finish  
-:-:- No data available at this section  
NA No data available

Horse/Jockey Name	POWER OF TIME/Todd Pannell
Finish Rank	4
Fastest Section Time (Section)	0:10.69 (L400)
Top Speed [km/h] (Section)	69.0 (L600)
Race State	Finished



Thomas Farms Rc Murray Bridge-  
Professional-2026-02-04

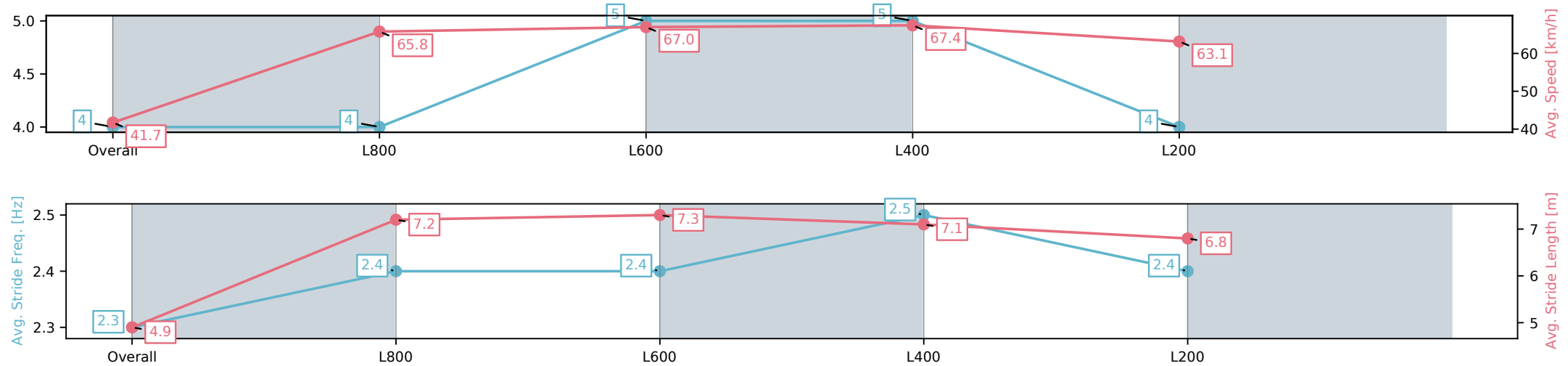
Race 2: Sportsbet Fast Form Maiden Plate - 900m

04 February 2026 - 1:42PM

Track Rating: Good 4, Weather: Fine, Rail Position: +12m 900m-W/  
Post, +10m Remainder Incl 1200m Chute



Section	Overall	L800	L600	L400	L200
Section Times	0:52.68[4] (0:08.67)	0:44.01[4] (0:11.03)	0:32.98[5] (0:10.91)	0:22.07[5] (0:10.69)	0:11.38[4] (0:11.38)
Average Speed [km/h]	41.7	65.8	67.0	67.4	63.1
Top Speed [km/h]	63.2	67.2	69.0	69.0	66.0
Avg. Dist. to Rail [m]	3.0	2.6	3.1	4.9	4.6
Avg. Stride Freq. [Hz]	2.3	2.4	2.4	2.5	2.4
Avg. Stride Length [m]	4.9	7.2	7.3	7.1	6.8



[ ] Ranking at each section and finish  
-:-:- No data available at this section  
NA No data available

Horse/Jockey Name	HAKEBA/Tala Hutchinson
Finish Rank	5
Fastest Section Time (Section)	0:10.75 (L600)
Top Speed [km/h] (Section)	69.1 (L800)
Race State	Finished



Thomas Farms Rc Murray Bridge-  
Professional-2026-02-04

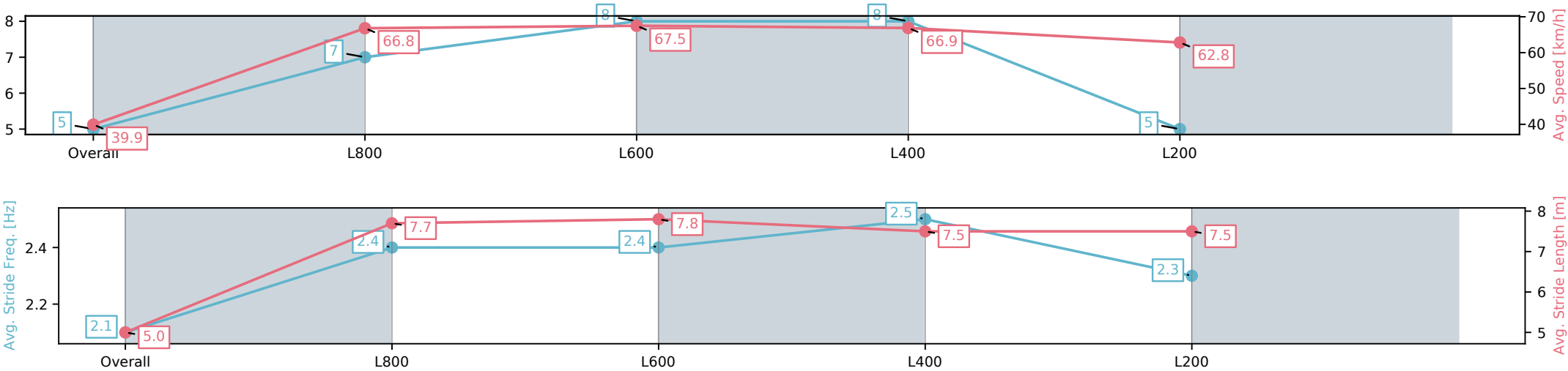
Race 2: Sportsbet Fast Form Maiden Plate - 900m

04 February 2026 - 1:42PM

Track Rating: Good 4, Weather: Fine, Rail Position: +12m 900m-W/  
Post, +10m Remainder Incl 1200m Chute



Section	Overall	L800	L600	L400	L200
Section Times	0:52.92[5] (0:08.98)	0:43.94[7] (0:10.95)	0:32.99[8] (0:10.75)	0:22.24[8] (0:10.76)	0:11.48[5] (0:11.48)
Average Speed [km/h]	39.9	66.8	67.5	66.9	62.8
Top Speed [km/h]	65.5	67.9	69.1	69.1	64.6
Avg. Dist. to Rail [m]	7.3	4.3	2.9	4.8	5.8
Avg. Stride Freq. [Hz]	2.1	2.4	2.4	2.5	2.3
Avg. Stride Length [m]	5.0	7.7	7.8	7.5	7.5



[ ] Ranking at each section and finish  
-:-:- No data available at this section  
NA No data available

Horse/Jockey Name	ELEGANT LILLY/Lauren Stojakovic
Finish Rank	6
Fastest Section Time (Section)	0:10.87 (L600)
Top Speed [km/h] (Section)	68.4 (L600)
Race State	Finished



Thomas Farms Rc Murray Bridge-  
Professional-2026-02-04

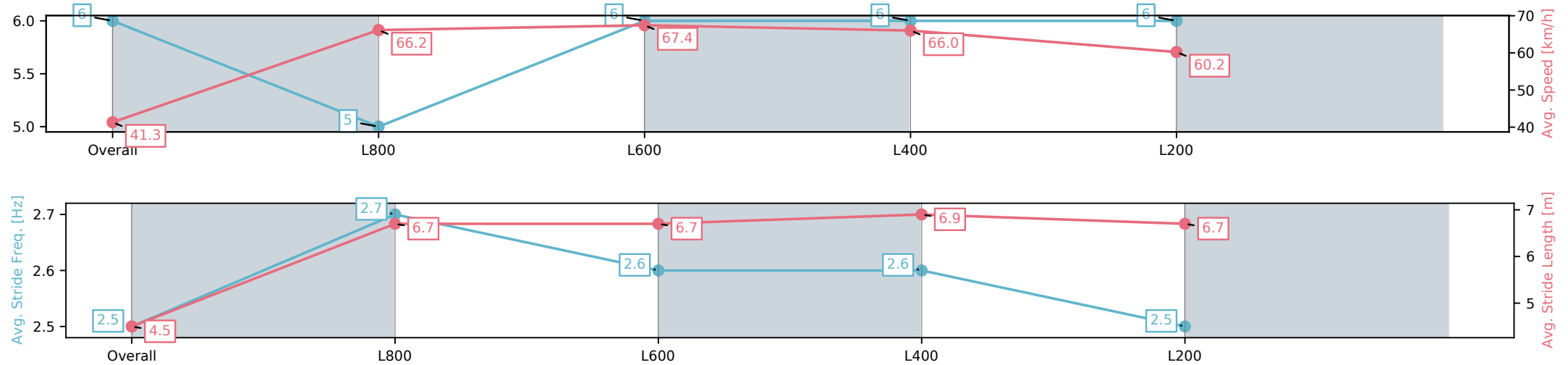
Race 2: Sportsbet Fast Form Maiden Plate - 900m



04 February 2026 - 1:42PM

Track Rating: Good 4, Weather: Fine, Rail Position: +12m 900m-W/  
Post, +10m Remainder Incl 1200m Chute

Section	Overall	L800	L600	L400	L200
Section Times	0:53.53[6] (0:08.73)	0:44.80[5] (0:11.05)	0:33.75[6] (0:10.87)	0:22.88[6] (0:10.93)	0:11.95[6] (0:11.95)
Average Speed [km/h]	41.3	66.2	67.4	66.0	60.2
Top Speed [km/h]	63.0	67.0	68.4	68.4	63.3
Avg. Dist. to Rail [m]	6.8	5.1	4.9	8.8	9.3
Avg. Stride Freq. [Hz]	2.5	2.7	2.6	2.6	2.5
Avg. Stride Length [m]	4.5	6.7	6.7	6.9	6.7



[ ] Ranking at each section and finish  
-:-:- No data available at this section  
NA No data available

Horse/Jockey Name	SNEAKY PEAKY/Jason Holder
Finish Rank	7
Fastest Section Time (Section)	0:10.88 (L800)
Top Speed [km/h] (Section)	68.4 (L800)
Race State	Finished



Thomas Farms Rc Murray Bridge-  
Professional-2026-02-04

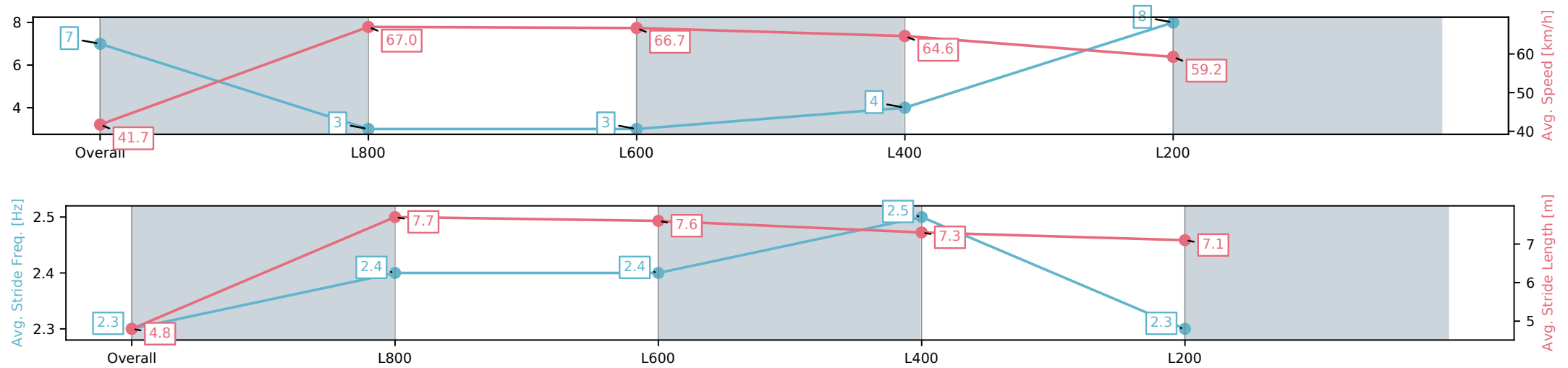
Race 2: Sportsbet Fast Form Maiden Plate - 900m

04 February 2026 - 1:42PM

Track Rating: Good 4, Weather: Fine, Rail Position: +12m 900m-W/  
Post, +10m Remainder Incl 1200m Chute



Section	Overall	L800	L600	L400	L200
Section Times	0:53.84[7] (0:08.65)	0:45.19[3] (0:10.88)	0:34.31[3] (0:11.04)	0:23.27[4] (0:11.14)	0:12.13[8] (0:12.13)
Average Speed [km/h]	41.7	67.0	66.7	64.6	59.2
Top Speed [km/h]	66.3	68.1	68.4	67.2	62.6
Avg. Dist. to Rail [m]	5.1	4.1	5.2	7.8	7.1
Avg. Stride Freq. [Hz]	2.3	2.4	2.4	2.5	2.3
Avg. Stride Length [m]	4.8	7.7	7.6	7.3	7.1



[ ] Ranking at each section and finish  
-:-:- No data available at this section  
NA No data available



Horse/Jockey Name	SNOBZ/Sophie Potter
Finish Rank	8
Fastest Section Time (Section)	0:10.53 (L800)
Top Speed [km/h] (Section)	69.8 (Overall)
Race State	Finished



Thomas Farms Rc Murray Bridge-  
Professional-2026-02-04

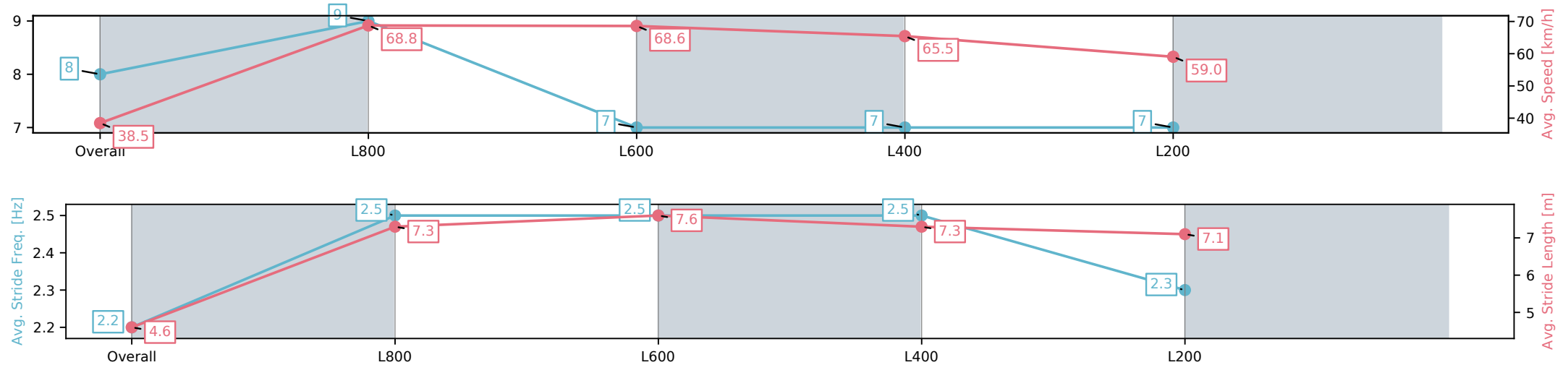
Race 2: Sportsbet Fast Form Maiden Plate - 900m

04 February 2026 - 1:42PM

Track Rating: Good 4, Weather: Fine, Rail Position: +12m 900m-W/  
Post, +10m Remainder Incl 1200m Chute



Section	Overall	L800	L600	L400	L200
Section Times	0:53.87[8] (0:09.39)	0:44.48[9] (0:10.53)	0:33.95[7] (0:10.73)	0:23.22[7] (0:11.00)	0:12.22[7] (0:12.22)
Average Speed [km/h]	38.5	68.8	68.6	65.5	59.0
Top Speed [km/h]	66.6	69.8	69.5	68.8	61.9
Avg. Dist. to Rail [m]	6.8	5.4	6.5	10.4	10.6
Avg. Stride Freq. [Hz]	2.2	2.5	2.5	2.5	2.3
Avg. Stride Length [m]	4.6	7.3	7.6	7.3	7.1



[ ] Ranking at each section and finish  
-:-:- No data available at this section  
NA No data available

Horse/Jockey Name	BRIGHT DELIGHT/Andrew Stead
Finish Rank	9
Fastest Section Time (Section)	0:10.99 (L600)
Top Speed [km/h] (Section)	66.5 (L800)
Race State	Finished



Thomas Farms Rc Murray Bridge-  
Professional-2026-02-04

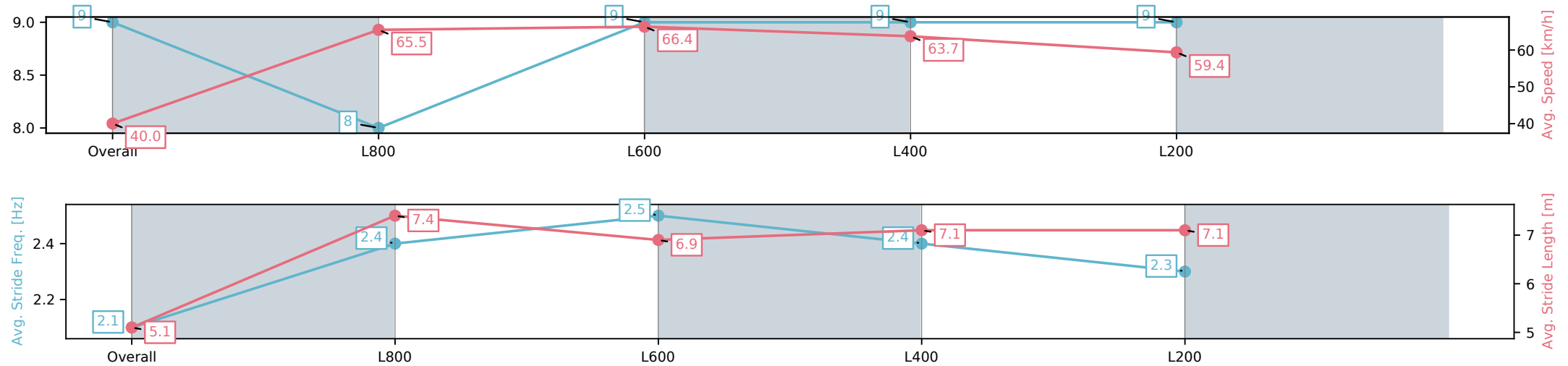
Race 2: Sportsbet Fast Form Maiden Plate - 900m

04 February 2026 - 1:42PM

Track Rating: Good 4, Weather: Fine, Rail Position: +12m 900m-W/  
Post, +10m Remainder Incl 1200m Chute



Section	Overall	L800	L600	L400	L200
Section Times	0:54.49[9] (0:09.01)	0:45.48[8] (0:11.08)	0:34.40[9] (0:10.99)	0:23.41[9] (0:11.27)	0:12.14[9] (0:12.14)
Average Speed [km/h]	40.0	65.5	66.4	63.7	59.4
Top Speed [km/h]	61.1	65.7	66.5	66.5	61.2
Avg. Dist. to Rail [m]	3.5	2.2	2.7	3.4	3.7
Avg. Stride Freq. [Hz]	2.1	2.4	2.5	2.4	2.3
Avg. Stride Length [m]	5.1	7.4	6.9	7.1	7.1



[ ] Ranking at each section and finish  
-:-:- No data available at this section  
NA No data available

Horse/Jockey Name	MAKENZIE/Brooke King
Finish Rank	10
Fastest Section Time (Section)	0:10.57 (L600)
Top Speed [km/h] (Section)	69.4 (L800)
Race State	Finished



Thomas Farms Rc Murray Bridge-  
Professional-2026-02-04

Race 2: Sportsbet Fast Form Maiden Plate - 900m



04 February 2026 - 1:42PM

Track Rating: Good 4, Weather: Fine, Rail Position: +12m 900m-W/  
Post, +10m Remainder Incl 1200m Chute

Section	Overall	L800	L600	L400	L200
Section Times	0:55.57[10] (0:11.54)	0:44.03[10] (0:10.76)	0:33.27[10] (0:10.57)	0:22.69[10] (0:10.82)	0:11.87[10] (0:11.87)
Average Speed [km/h]	31.0	68.1	69.4	66.4	60.8
Top Speed [km/h]	59.0	69.3	69.4	68.8	63.9
Avg. Dist. to Rail [m]	10.2	5.5	5.2	5.6	4.8
Avg. Stride Freq. [Hz]	2.0	2.5	2.5	2.4	2.3
Avg. Stride Length [m]	4.2	7.5	7.6	7.6	7.5

