



# Thomas Farms Rc Murray Bridge-Professional-2026-02-04

Race 1: Thomas Farms Racecourse Murray Bridge Maiden Plate - 1400m

04 February 2026 - 1:07PM

Track Rating: Good 4, Weather: Fine, Rail Position: +12m 900m-W/Post, +10m Remainder  
Incl 1200m Chute



Section Field Times							Overall	L1200	L1000	L800	L600	L400		
							1:24.84 (0:15.11)	1:09.73 (0:10.97)	0:58.76 (0:11.77)	0:46.98 (0:12.05)	0:34.94 (0:11.56)	0:23.37 (0:11.39)		
Position	#	Horse/Jockey	Barrier	Top Speed [km/h]	Fastest Section	First 400m								
1	10	OUI OUI MA CHERIE	5	65.8	0:11.11	0:26.74	1:24.84	1:09.21 [10]	0:58.10 [7]	0:46.59 [4]	0:34.91 [2]	0:23.37 [1]		
		Teagan Voorham		1400-1200	1200-1000		(0:15.63)	(0:11.11)	(0:11.51)	(0:11.68)	(0:11.54)	(0:11.39)		
2	6	FEARLESS MONARCH	4	66.3	0:11.13	0:26.56	1:25.18	1:09.89 [5]	0:58.62 [6]	0:46.52 [8]	0:34.62 [8]	0:23.06 [8]		+10
		Andrew Stead		600-400	400-200		(0:15.28)	(0:11.27)	(0:12.10)	(0:11.90)	(0:11.56)	(0:11.13)		
3	7	FRIDAY FOLLY	10	65.3	0:11.23	0:26.41	1:25.91	1:10.73 [3]	0:59.50 [3]	0:47.59 [6]	0:35.63 [6]	0:23.96 [4]		+10
		Thomas Doyle		1400-1200	1200-1000		(0:15.18)	(0:11.23)	(0:11.91)	(0:11.96)	(0:11.67)	(0:11.60)		
4	5	KAPPA CRUCIS	3	66.8	0:11.15	0:27.13	1:25.93	1:09.95 [11]	0:58.80 [11]	0:47.26 [9]	0:35.23 [9]	0:23.81 [7]		+7
		Jake Toeroek		800-600	1200-1000		(0:15.98)	(0:11.15)	(0:11.54)	(0:12.03)	(0:11.42)	(0:11.65)		
5	3	ASHEN GLOW	6	67.8	0:10.97	0:26.08	1:26.05	1:10.94 [1]	0:59.97 [1]	0:48.20 [1]	0:36.15 [1]	0:24.43 [2]		+5
		Stacey Metcalfe		1400-1200	1200-1000		(0:15.11)	(0:10.97)	(0:11.77)	(0:12.05)	(0:11.72)	(0:11.88)		
6	11	STOOPS	11	64.6	0:11.48	0:27.00	1:26.53	1:11.01 [9]	0:59.53 [10]	0:47.57 [11]	0:35.58 [10]	0:23.94 [10]		+9
		Emily Finnegan		1400-1200	1200-1000		(0:15.52)	(0:11.48)	(0:11.96)	(0:11.99)	(0:11.64)	(0:11.50)		
7	9	SASSY SUMMER	8	66.3	0:11.19	0:26.56	1:26.88	1:11.51 [7]	1:00.32 [5]	0:48.70 [2]	0:36.92 [3]	0:24.97 [3]		-1
		Lauren Stojakovic		1400-1200	1200-1000		(0:15.37)	(0:11.19)	(0:11.62)	(0:11.78)	(0:11.95)	(0:12.26)		
8	8	MAI TIME	1	65.0	0:11.22	0:26.49	1:26.98	1:11.71 [4]	1:00.49 [4]	0:48.74 [3]	0:36.74 [5]	0:24.87 [6]		+2
		Sairyn Fawke		1400-1200	1200-1000		(0:15.27)	(0:11.22)	(0:11.75)	(0:12.00)	(0:11.87)	(0:12.20)		
9	4	FROM LITTLE THINGS	9	66.2	0:11.20	0:26.33	1:27.09	1:11.96 [2]	1:00.76 [2]	0:48.82 [5]	0:36.94 [4]	0:25.08 [5]		+14
		Margaret Collett		1400-1200	1200-1000		(0:15.13)	(0:11.20)	(0:11.94)	(0:11.88)	(0:11.86)	(0:12.12)		
10	2	FEETTOUCHDAGROUND	7	63.6	0:11.54	0:26.89	1:27.33	1:11.98 [6]	1:00.44 [9]	0:48.78 [7]	0:36.84 [7]	0:25.11 [9]		+5
		Brooke King		800-600	1200-1000		(0:15.35)	(0:11.54)	(0:11.66)	(0:11.94)	(0:11.73)	(0:12.06)		



# Thomas Farms Rc Murray Bridge-Professional-2026-02-04

Race 1: Thomas Farms Racecourse Murray Bridge Maiden Plate - 1400m

04 February 2026 - 1:07PM

Track Rating: Good 4, Weather: Fine, Rail Position: +12m 900m-W/Post, +10m Remainder  
Incl 1200m Chute



## Section

## Field Times

Overall	L1200	L1000	L800	L600	L400
1:24.84	1:09.73	0:58.76	0:46.98	0:34.94	0:23.37
(0:15.11)	(0:10.97)	(0:11.77)	(0:12.05)	(0:11.56)	(0:11.39)

Position	#	Horse/Jockey	Barrier	Top Speed [km/h]	Fastest Section	First 400m								Distance Travelled From Winner [m]
11	1	BARXIAN	2	63.7	0:11.43	0:26.84	1:28.62	1:13.21 [8]	1:01.78 [8]	0:49.71 [10]	0:37.42 [11]	0:24.96 [11]		+5
		Alysha Warren		1400-1200	1200-1000		(0:15.41)	(0:11.43)	(0:12.07)	(0:12.28)	(0:12.46)	(0:12.27)		



# Thomas Farms Rc Murray Bridge-Professional-2026-02-04

Race 1: Thomas Farms Racecourse Murray Bridge Maiden Plate - 1400m

04 February 2026 - 1:07PM

Track Rating: Good 4, Weather: Fine, Rail Position: +12m 900m-W/Post, +10m Remainder  
Incl 1200m Chute



## Section Field Times

L200  
0:11.98  
(0:11.98)

Position	#	Horse/Jockey	Barrier	Top Speed [km/h]	Fastest Section	First 400m	Margin	Distance Travelled From Winner [m]
1	10	OUI OUI MA CHERIE	5	65.8	0:11.11	0:26.74	0:11.98 [1]	1:24.84
		Teagan Voorham		1400-1200	1200-1000		(0:11.98)	
2	6	FEARLESS MONARCH	4	66.3	0:11.13	0:26.56	0:11.93 [2]	2.19L
		Andrew Stead		600-400	400-200		(0:11.93)	+10
3	7	FRIDAY FOLLY	10	65.3	0:11.23	0:26.41	0:12.36 [4]	6.86L
		Thomas Doyle		1400-1200	1200-1000		(0:12.36)	+10
4	5	KAPPA CRUCIS	3	66.8	0:11.15	0:27.13	0:12.16 [5]	7.0L
		Jake Toeroek		800-600	1200-1000		(0:12.16)	+7
5	3	ASHEN GLOW	6	67.8	0:10.97	0:26.08	0:12.55 [3]	7.79L
		Stacey Metcalfe		1400-1200	1200-1000		(0:12.55)	+5
6	11	STOOPS	11	64.6	0:11.48	0:27.00	0:12.44 [6]	10.93L
		Emily Finnegan		1400-1200	1200-1000		(0:12.44)	+9
7	9	SASSY SUMMER	8	66.3	0:11.19	0:26.56	0:12.71 [8]	13.13L
		Lauren Stojakovic		1400-1200	1200-1000		(0:12.71)	-1
8	8	MAI TIME	1	65.0	0:11.22	0:26.49	0:12.67 [10]	13.8L
		Sairyn Fawke		1400-1200	1200-1000		(0:12.67)	+2
9	4	FROM LITTLE THINGS	9	66.2	0:11.20	0:26.33	0:12.96 [7]	14.5L
		Margaret Collett		1400-1200	1200-1000		(0:12.96)	+14
10	2	FEETTOUCHDAGROUND	7	63.6	0:11.54	0:26.89	0:13.05 [9]	16.06L
		Brooke King		800-600	1200-1000		(0:13.05)	+5

Report Created: Wed 04 February 2026 13:59:45 GMT+11 (Note: Timing is based on positional data)

Page 3/15

[ ] Position in running at each section and finish  
-:-:- No data available at this section  
NA No data available  
Background shading for fastest section

# Saddle cloth number  
DNF Did not finish  
DNT Did not track

data processed by TRIPLESDATA



# Thomas Farms Rc Murray Bridge-Professional-2026-02-04

Race 1: Thomas Farms Racecourse Murray Bridge Maiden Plate - 1400m

04 February 2026 - 1:07PM

Track Rating: Good 4, Weather: Fine, Rail Position: +12m 900m-W/Post, +10m Remainder  
Incl 1200m Chute



Section  
Field Times

L200  
0:11.98  
(0:11.98)

Position	#	Horse/Jockey	Barrier	Top Speed [km/h]	Fastest Section	First 400m	Margin	Distance Travelled From Winner [m]						
11	1	BARXIAN	2	63.7	0:11.43	0:26.84	0:12.69 [11]	24.39L						+5
		Alysha Warren		1400-1200	1200-1000		(0:12.69)							

Horse/Jockey Name	OUI OUI MA CHERIE/Teagan Voorham
Finish Rank	1
Fastest Section Time (Section)	0:11.11 (L1200)
Top Speed [km/h] (Section)	65.8 (Overall)
Race State	Finished



Thomas Farms Rc Murray Bridge-  
Professional-2026-02-04

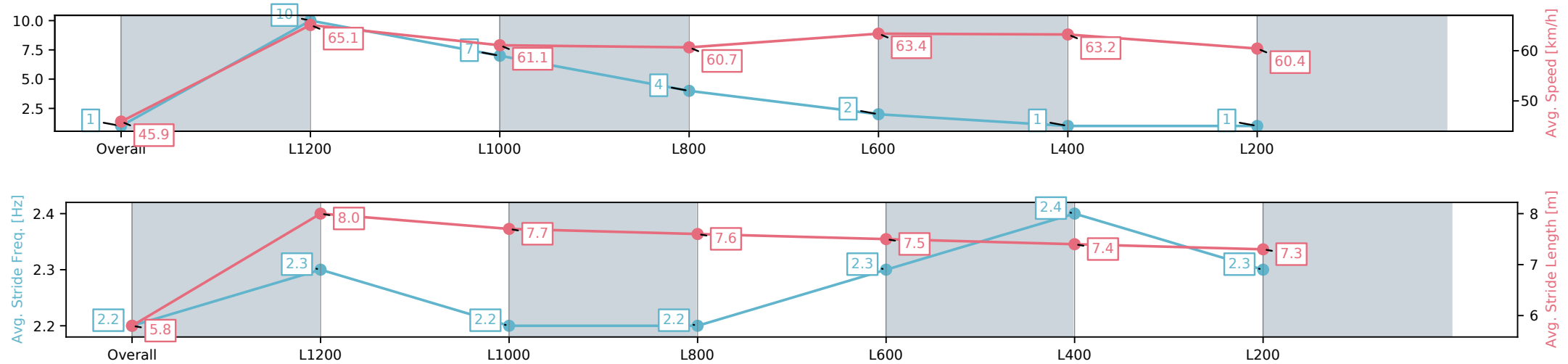
Race 1: Thomas Farms Racecourse Murray Bridge Maiden  
Plate - 1400m

04 February 2026 - 1:07PM

Track Rating: Good 4, Weather: Fine, Rail Position: +12m 900m-W/  
Post, +10m Remainder Incl 1200m Chute



Section	Overall	L1200	L1000	L800	L600	L400	L200
Section Times	1:24.84[1] (0:15.63)	1:09.21[10] (0:11.11)	0:58.10[7] (0:11.51)	0:46.59[4] (0:11.68)	0:34.91[2] (0:11.54)	0:23.37[1] (0:11.39)	0:11.98[1] (0:11.98)
Average Speed [km/h]	45.9	65.1	61.1	60.7	63.4	63.2	60.4
Top Speed [km/h]	65.8	65.7	63.4	62.3	64.3	64.2	62.3
Avg. Dist. to Rail [m]	2.1	0.8	4.6	2.4	3.5	6.0	4.8
Avg. Stride Freq. [Hz]	2.2	2.3	2.2	2.2	2.3	2.4	2.3
Avg. Stride Length [m]	5.8	8.0	7.7	7.6	7.5	7.4	7.3



[ ] Ranking at each section and finish  
-:-:- No data available at this section  
NA No data available

Horse/Jockey Name	FEARLESS MONARCH/Andrew Stead
Finish Rank	2
Fastest Section Time (Section)	0:11.13 (L400)
Top Speed [km/h] (Section)	66.3 (L600)
Race State	Finished



Thomas Farms Rc Murray Bridge-  
Professional-2026-02-04

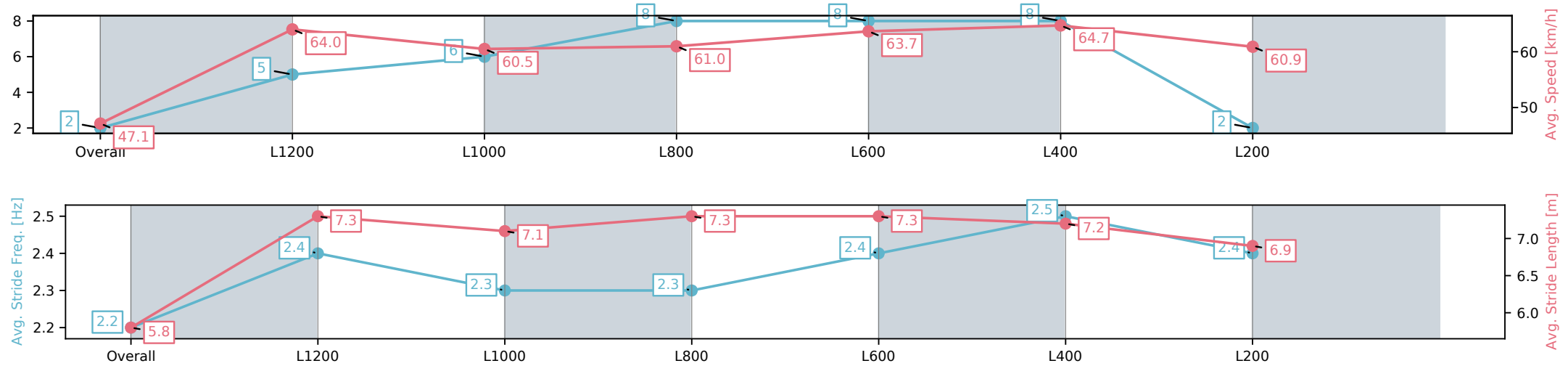
Race 1: Thomas Farms Racecourse Murray Bridge Maiden  
Plate - 1400m

04 February 2026 - 1:07PM

Track Rating: Good 4, Weather: Fine, Rail Position: +12m 900m-W/  
Post, +10m Remainder Incl 1200m Chute



Section	Overall	L1200	L1000	L800	L600	L400	L200
Section Times	1:25.18[2] (0:15.28)	1:09.89[5] (0:11.27)	0:58.62[6] (0:12.10)	0:46.52[8] (0:11.90)	0:34.62[8] (0:11.56)	0:23.06[8] (0:11.13)	0:11.93[2] (0:11.93)
Average Speed [km/h]	47.1	64.0	60.5	61.0	63.7	64.7	60.9
Top Speed [km/h]	64.5	65.9	61.9	63.1	65.8	66.3	63.3
Avg. Dist. to Rail [m]	1.7	0.9	2.5	2.5	5.7	7.2	8.4
Avg. Stride Freq. [Hz]	2.2	2.4	2.3	2.3	2.4	2.5	2.4
Avg. Stride Length [m]	5.8	7.3	7.1	7.3	7.3	7.2	6.9



[ ] Ranking at each section and finish  
-:-:- No data available at this section  
NA No data available

Horse/Jockey Name	FRIDAY FOLLY/Thomas Doyle
Finish Rank	3
Fastest Section Time (Section)	0:11.23 (L1200)
Top Speed [km/h] (Section)	65.3 (Overall)
Race State	Finished



Thomas Farms Rc Murray Bridge-  
Professional-2026-02-04

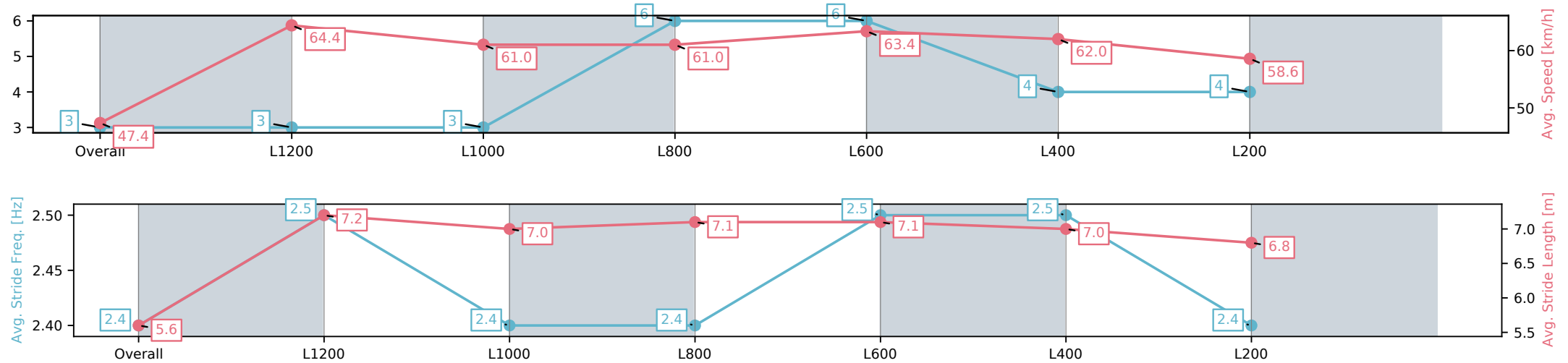
Race 1: Thomas Farms Racecourse Murray Bridge Maiden  
Plate - 1400m

04 February 2026 - 1:07PM

Track Rating: Good 4, Weather: Fine, Rail Position: +12m 900m-W/  
Post, +10m Remainder Incl 1200m Chute



Section	Overall	L1200	L1000	L800	L600	L400	L200
Section Times	1:25.91[3] (0:15.18)	1:10.73[3] (0:11.23)	0:59.50[3] (0:11.91)	0:47.59[6] (0:11.96)	0:35.63[6] (0:11.67)	0:23.96[4] (0:11.60)	0:12.36[4] (0:12.36)
Average Speed [km/h]	47.4	64.4	61.0	61.0	63.4	62.0	58.6
Top Speed [km/h]	64.1	65.3	63.6	62.6	64.3	63.7	62.0
Avg. Dist. to Rail [m]	8.3	2.5	2.0	3.0	5.9	8.2	7.9
Avg. Stride Freq. [Hz]	2.4	2.5	2.4	2.4	2.5	2.5	2.4
Avg. Stride Length [m]	5.6	7.2	7.0	7.1	7.1	7.0	6.8



[ ] Ranking at each section and finish  
-:-:- No data available at this section  
NA No data available

Horse/Jockey Name	KAPPA CRUCIS/Jake Toeroek
Finish Rank	4
Fastest Section Time (Section)	0:11.15 (L1200)
Top Speed [km/h] (Section)	66.8 (L800)
Race State	Finished



Thomas Farms Rc Murray Bridge-  
Professional-2026-02-04

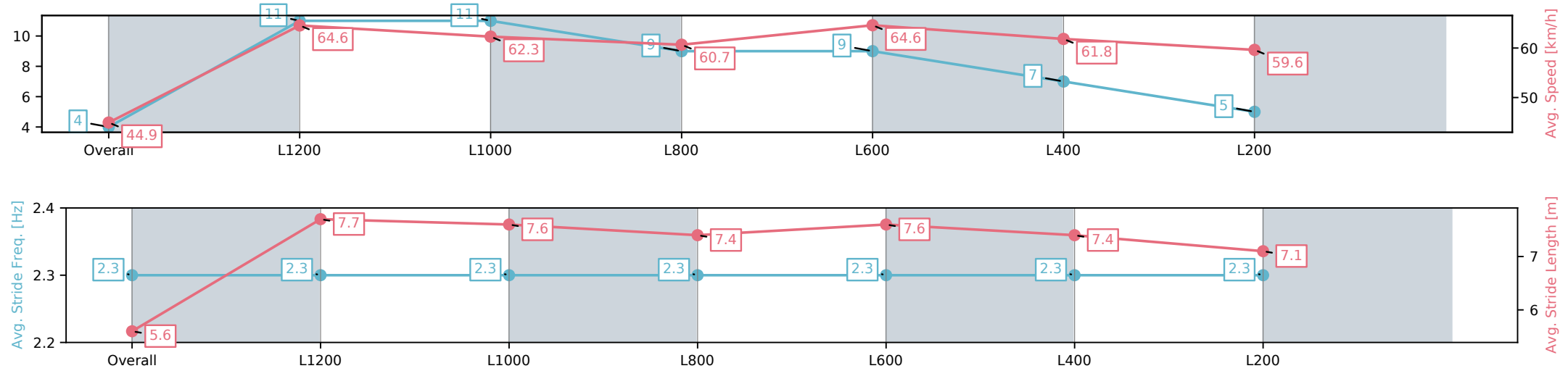
Race 1: Thomas Farms Racecourse Murray Bridge Maiden  
Plate - 1400m

04 February 2026 - 1:07PM

Track Rating: Good 4, Weather: Fine, Rail Position: +12m 900m-W/  
Post, +10m Remainder Incl 1200m Chute



Section	Overall	L1200	L1000	L800	L600	L400	L200
Section Times	1:25.93[4] (0:15.98)	1:09.95[11] (0:11.15)	0:58.80[11] (0:11.54)	0:47.26[9] (0:12.03)	0:35.23[9] (0:11.42)	0:23.81[7] (0:11.65)	0:12.16[5] (0:12.16)
Average Speed [km/h]	44.9	64.6	62.3	60.7	64.6	61.8	59.6
Top Speed [km/h]	65.2	66.0	63.7	63.3	66.8	63.4	61.7
Avg. Dist. to Rail [m]	3.5	1.0	0.3	2.6	6.3	9.8	10.5
Avg. Stride Freq. [Hz]	2.3	2.3	2.3	2.3	2.3	2.3	2.3
Avg. Stride Length [m]	5.6	7.7	7.6	7.4	7.6	7.4	7.1



[ ] Ranking at each section and finish  
-:-:- No data available at this section  
NA No data available

Horse/Jockey Name	ASHEN GLOW/Stacey Metcalfe
Finish Rank	5
Fastest Section Time (Section)	0:10.97 (L1200)
Top Speed [km/h] (Section)	67.8 (Overall)
Race State	Finished



Thomas Farms Rc Murray Bridge-  
Professional-2026-02-04

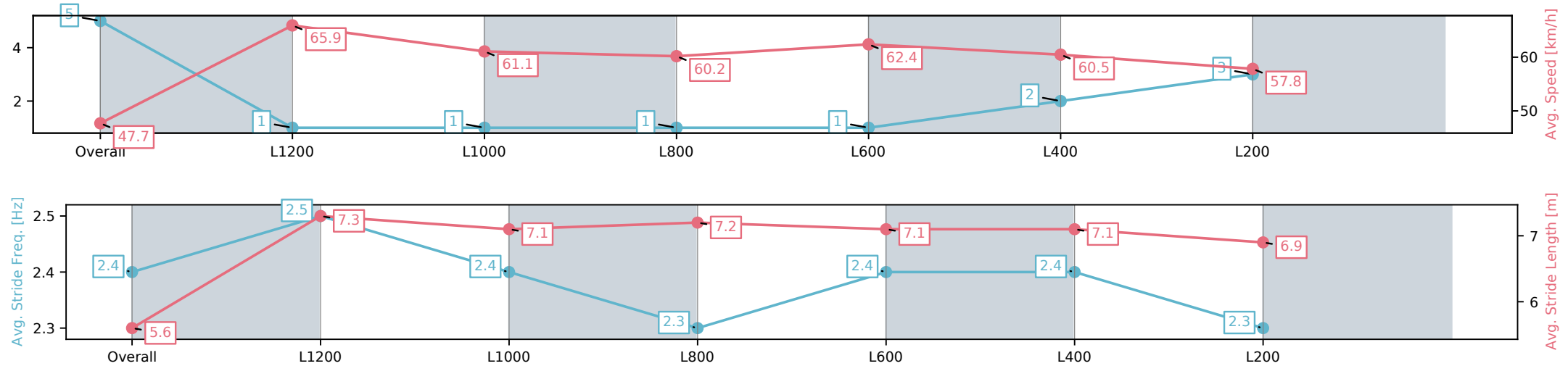
Race 1: Thomas Farms Racecourse Murray Bridge Maiden  
Plate - 1400m

04 February 2026 - 1:07PM

Track Rating: Good 4, Weather: Fine, Rail Position: +12m 900m-W/  
Post, +10m Remainder Incl 1200m Chute



Section	Overall	L1200	L1000	L800	L600	L400	L200
Section Times	1:26.05[5] (0:15.11)	1:10.94[1] (0:10.97)	0:59.97[1] (0:11.77)	0:48.20[1] (0:12.05)	0:36.15[1] (0:11.72)	0:24.43[2] (0:11.88)	0:12.55[3] (0:12.55)
Average Speed [km/h]	47.7	65.9	61.1	60.2	62.4	60.5	57.8
Top Speed [km/h]	67.2	67.8	63.0	62.6	64.2	62.0	59.4
Avg. Dist. to Rail [m]	4.2	2.5	0.3	1.5	3.8	5.7	5.1
Avg. Stride Freq. [Hz]	2.4	2.5	2.4	2.3	2.4	2.4	2.3
Avg. Stride Length [m]	5.6	7.3	7.1	7.2	7.1	7.1	6.9



[ ] Ranking at each section and finish  
-:-:- No data available at this section  
NA No data available

Horse/Jockey Name	STOOPS/Emily Finnegan
Finish Rank	6
Fastest Section Time (Section)	0:11.48 (L1200)
Top Speed [km/h] (Section)	64.6 (Overall)
Race State	Finished



Thomas Farms Rc Murray Bridge-  
Professional-2026-02-04

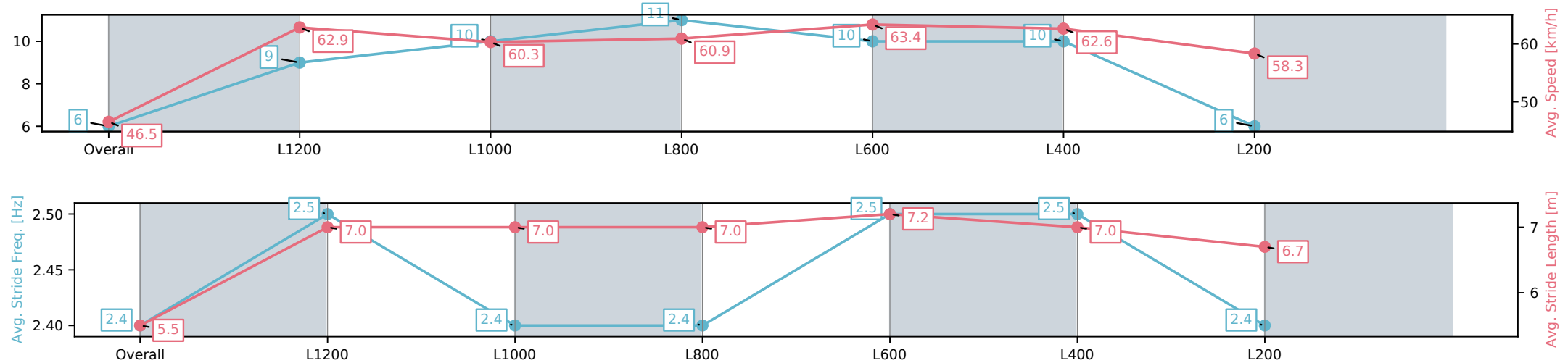
Race 1: Thomas Farms Racecourse Murray Bridge Maiden  
Plate - 1400m

04 February 2026 - 1:07PM

Track Rating: Good 4, Weather: Fine, Rail Position: +12m 900m-W/  
Post, +10m Remainder Incl 1200m Chute



Section	Overall	L1200	L1000	L800	L600	L400	L200
Section Times	1:26.53[6] (0:15.52)	1:11.01[9] (0:11.48)	0:59.53[10] (0:11.96)	0:47.57[11] (0:11.99)	0:35.58[10] (0:11.64)	0:23.94[10] (0:11.50)	0:12.44[6] (0:12.44)
Average Speed [km/h]	46.5	62.9	60.3	60.9	63.4	62.6	58.3
Top Speed [km/h]	61.5	64.6	62.4	63.2	63.9	64.4	60.8
Avg. Dist. to Rail [m]	6.7	0.8	0.9	3.0	6.8	11.3	9.2
Avg. Stride Freq. [Hz]	2.4	2.5	2.4	2.4	2.5	2.5	2.4
Avg. Stride Length [m]	5.5	7.0	7.0	7.0	7.2	7.0	6.7



[ ] Ranking at each section and finish  
-:-:- No data available at this section  
NA No data available

Horse/Jockey Name	SASSY SUMMER/Lauren Stojakovic
Finish Rank	7
Fastest Section Time (Section)	0:11.19 (L1200)
Top Speed [km/h] (Section)	66.3 (Overall)
Race State	Finished



Thomas Farms Rc Murray Bridge-  
Professional-2026-02-04

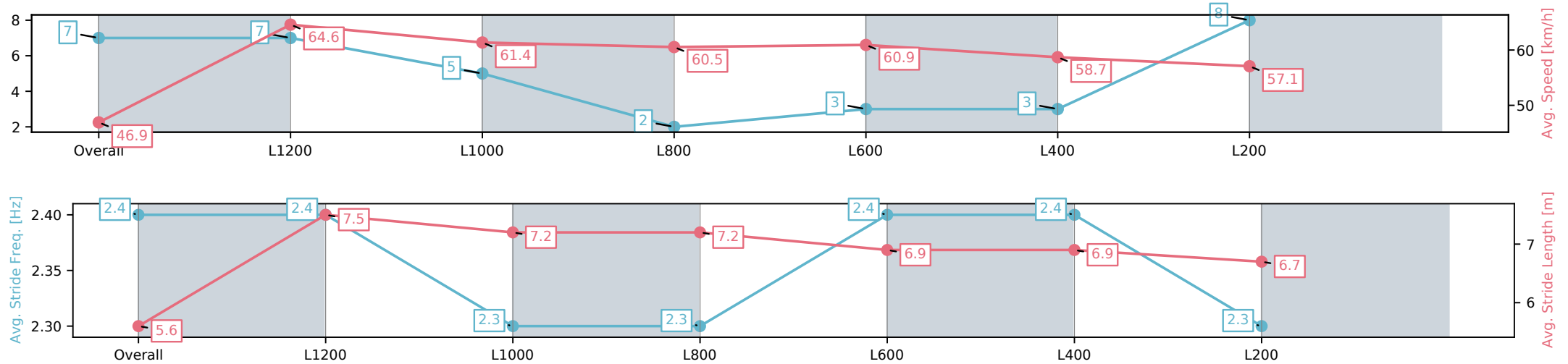
Race 1: Thomas Farms Racecourse Murray Bridge Maiden  
Plate - 1400m

04 February 2026 - 1:07PM

Track Rating: Good 4, Weather: Fine, Rail Position: +12m 900m-W/  
Post, +10m Remainder Incl 1200m Chute



Section	Overall	L1200	L1000	L800	L600	L400	L200
Section Times	1:26.88[7] (0:15.37)	1:11.51[7] (0:11.19)	1:00.32[5] (0:11.62)	0:48.70[2] (0:11.78)	0:36.92[3] (0:11.95)	0:24.97[3] (0:12.26)	0:12.71[8] (0:12.71)
Average Speed [km/h]	46.9	64.6	61.4	60.5	60.9	58.7	57.1
Top Speed [km/h]	65.4	66.3	62.3	61.7	61.7	59.7	58.2
Avg. Dist. to Rail [m]	6.5	3.9	2.1	1.8	2.9	6.7	8.8
Avg. Stride Freq. [Hz]	2.4	2.4	2.3	2.3	2.4	2.4	2.3
Avg. Stride Length [m]	5.6	7.5	7.2	7.2	6.9	6.9	6.7



[ ] Ranking at each section and finish  
-:-:- No data available at this section  
NA No data available

Horse/Jockey Name	MAI TIME/Sairyn Fawke
Finish Rank	8
Fastest Section Time (Section)	0:11.22 (L1200)
Top Speed [km/h] (Section)	65.0 (Overall)
Race State	Finished



Thomas Farms Rc Murray Bridge-  
Professional-2026-02-04

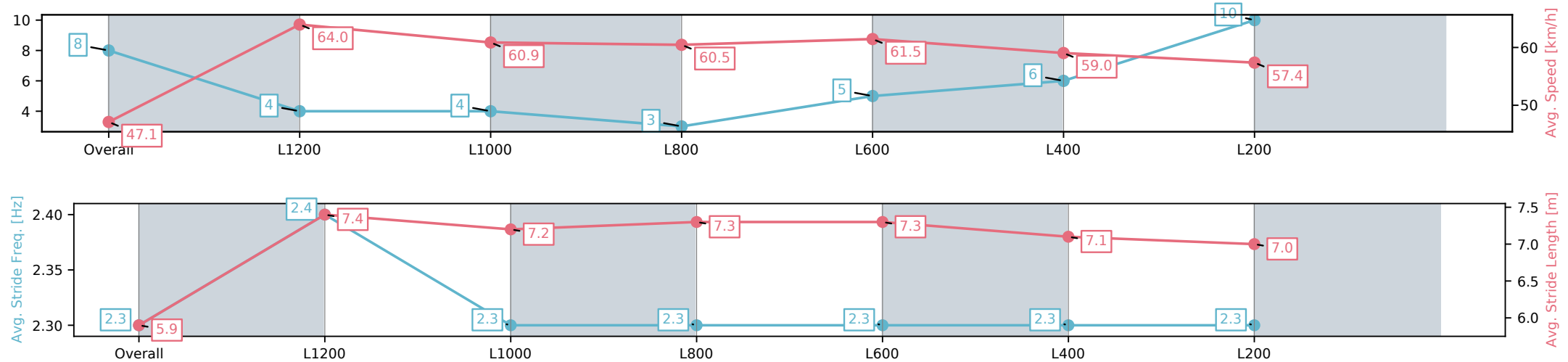
Race 1: Thomas Farms Racecourse Murray Bridge Maiden  
Plate - 1400m

04 February 2026 - 1:07PM

Track Rating: Good 4, Weather: Fine, Rail Position: +12m 900m-W/  
Post, +10m Remainder Incl 1200m Chute



Section	Overall	L1200	L1000	L800	L600	L400	L200
Section Times	1:26.98[8] (0:15.27)	1:11.71[4] (0:11.22)	1:00.49[4] (0:11.75)	0:48.74[3] (0:12.00)	0:36.74[5] (0:11.87)	0:24.87[6] (0:12.20)	0:12.67[10] (0:12.67)
Average Speed [km/h]	47.1	64.0	60.9	60.5	61.5	59.0	57.4
Top Speed [km/h]	64.7	65.0	64.5	62.2	62.8	61.6	58.5
Avg. Dist. to Rail [m]	3.8	2.2	1.6	1.4	4.4	6.8	6.9
Avg. Stride Freq. [Hz]	2.3	2.4	2.3	2.3	2.3	2.3	2.3
Avg. Stride Length [m]	5.9	7.4	7.2	7.3	7.3	7.1	7.0



[ ] Ranking at each section and finish  
-:-:- No data available at this section  
NA No data available

Horse/Jockey Name	FROM LITTLE THINGS/Margaret Collett
Finish Rank	9
Fastest Section Time (Section)	0:11.20 (L1200)
Top Speed [km/h] (Section)	66.2 (Overall)
Race State	Finished



Thomas Farms Rc Murray Bridge-  
Professional-2026-02-04

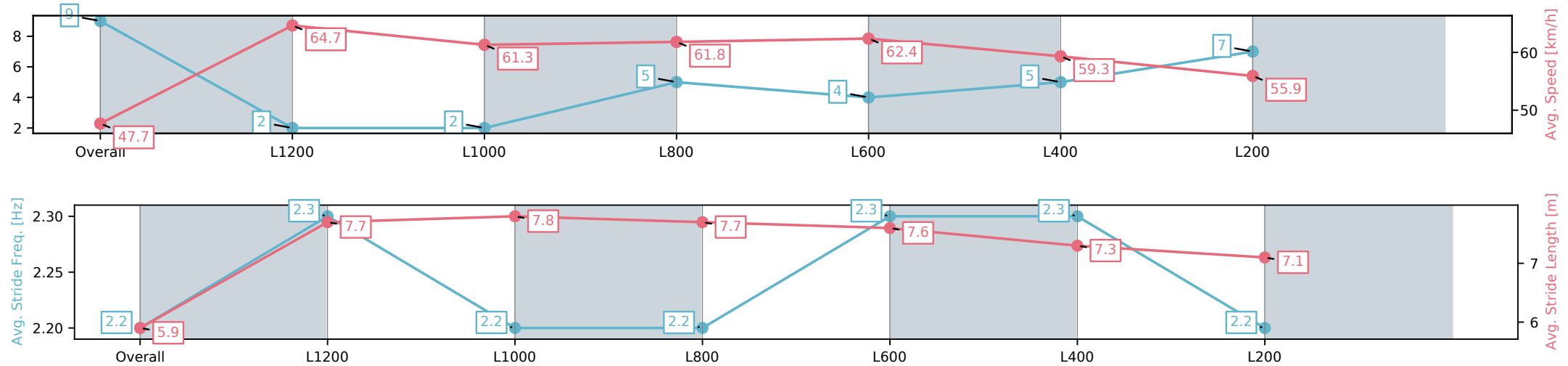
Race 1: Thomas Farms Racecourse Murray Bridge Maiden  
Plate - 1400m

04 February 2026 - 1:07PM

Track Rating: Good 4, Weather: Fine, Rail Position: +12m 900m-W/  
Post, +10m Remainder Incl 1200m Chute



Section	Overall	L1200	L1000	L800	L600	L400	L200
Section Times	1:27.09[9] (0:15.13)	1:11.96[2] (0:11.20)	1:00.76[2] (0:11.94)	0:48.82[5] (0:11.88)	0:36.94[4] (0:11.86)	0:25.08[5] (0:12.12)	0:12.96[7] (0:12.96)
Average Speed [km/h]	47.7	64.7	61.3	61.8	62.4	59.3	55.9
Top Speed [km/h]	66.2	65.7	63.4	62.5	63.4	61.6	57.6
Avg. Dist. to Rail [m]	8.9	5.8	3.6	3.9	6.9	9.5	9.1
Avg. Stride Freq. [Hz]	2.2	2.3	2.2	2.2	2.3	2.3	2.2
Avg. Stride Length [m]	5.9	7.7	7.8	7.7	7.6	7.3	7.1



[ ] Ranking at each section and finish  
-:-:- No data available at this section  
NA No data available

Horse/Jockey Name	FEETTOUCHDAGROUND/Brooke King
Finish Rank	10
Fastest Section Time (Section)	0:11.54 (L1200)
Top Speed [km/h] (Section)	63.6 (L800)
Race State	Finished



Thomas Farms Rc Murray Bridge-  
Professional-2026-02-04

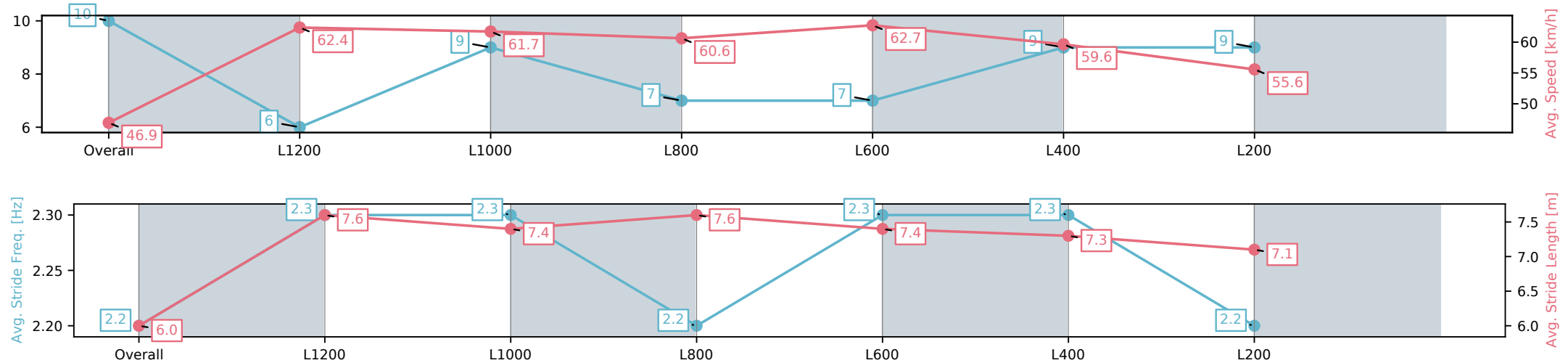
Race 1: Thomas Farms Racecourse Murray Bridge Maiden  
Plate - 1400m

04 February 2026 - 1:07PM

Track Rating: Good 4, Weather: Fine, Rail Position: +12m 900m-W/  
Post, +10m Remainder Incl 1200m Chute



Section	Overall	L1200	L1000	L800	L600	L400	L200
Section Times	1:27.33[10] (0:15.35)	1:11.98[6] (0:11.54)	1:00.44[9] (0:11.66)	0:48.78[7] (0:11.94)	0:36.84[7] (0:11.73)	0:25.11[9] (0:12.06)	0:13.05[9] (0:13.05)
Average Speed [km/h]	46.9	62.4	61.7	60.6	62.7	59.6	55.6
Top Speed [km/h]	63.2	63.5	62.7	62.8	63.6	61.6	57.7
Avg. Dist. to Rail [m]	3.3	0.5	0.6	1.2	6.8	11.3	10.7
Avg. Stride Freq. [Hz]	2.2	2.3	2.3	2.2	2.3	2.3	2.2
Avg. Stride Length [m]	6.0	7.6	7.4	7.6	7.4	7.3	7.1



[ ] Ranking at each section and finish  
-:-:- No data available at this section  
NA No data available

Horse/Jockey Name	BARXIAN/Alysha Warren
Finish Rank	11
Fastest Section Time (Section)	0:11.43 (L1200)
Top Speed [km/h] (Section)	63.7 (Overall)
Race State	Finished



Thomas Farms Rc Murray Bridge-  
Professional-2026-02-04

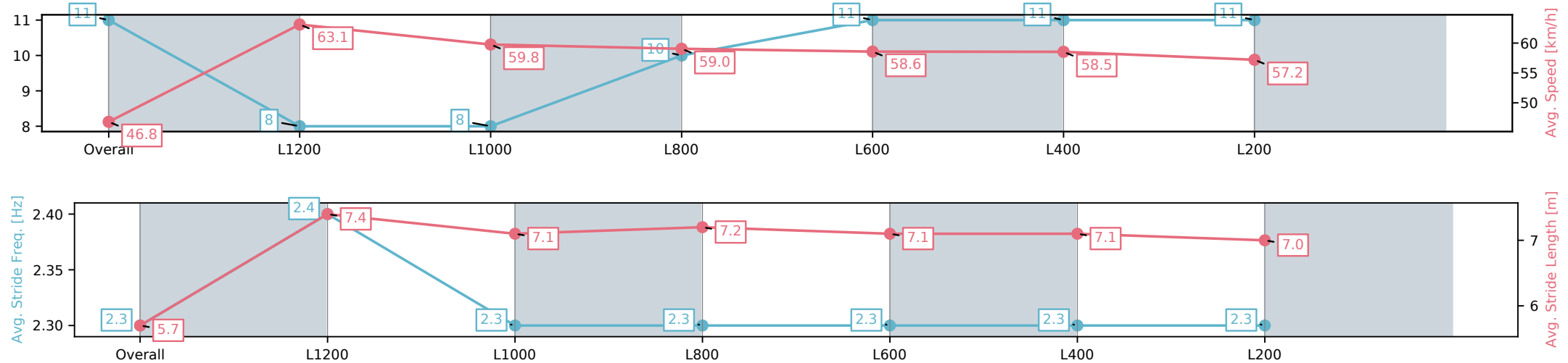
Race 1: Thomas Farms Racecourse Murray Bridge Maiden  
Plate - 1400m

04 February 2026 - 1:07PM

Track Rating: Good 4, Weather: Fine, Rail Position: +12m 900m-W/  
Post, +10m Remainder Incl 1200m Chute



Section	Overall	L1200	L1000	L800	L600	L400	L200
Section Times	1:28.62[11] (0:15.41)	1:13.21[8] (0:11.43)	1:01.78[8] (0:12.07)	0:49.71[10] (0:12.28)	0:37.42[11] (0:12.46)	0:24.96[11] (0:12.27)	0:12.69[11] (0:12.69)
Average Speed [km/h]	46.8	63.1	59.8	59.0	58.6	58.5	57.2
Top Speed [km/h]	63.2	63.7	61.7	59.5	59.3	58.9	58.7
Avg. Dist. to Rail [m]	1.8	0.2	0.6	1.6	3.6	5.7	7.6
Avg. Stride Freq. [Hz]	2.3	2.4	2.3	2.3	2.3	2.3	2.3
Avg. Stride Length [m]	5.7	7.4	7.1	7.2	7.1	7.1	7.0



[ ] Ranking at each section and finish  
-:-:- No data available at this section  
NA No data available