



RACINGSA

Thomas Farms Rc Murray Bridge-Professional-2026-01-17

Race 9: Beverley & Trevor Curtis - Life Members Handicap - 1200m

17 January 2026 - 4:43PM

Track Rating: Good 4, Weather: Fine, Rail Position: True



Murray Bridge
Racing Club

Section

Field Times

							Overall	L1000	L800	L600	L400	L200		
							1:11.16 (0:13.28)	0:57.86 (0:10.60)	0:47.26 (0:11.06)	0:36.21 (0:11.76)	0:24.45 (0:11.87)	0:12.57 (0:12.57)		
Position	#	Horse/Jockey	Barrier	Top Speed [km/h]	Fastest Section	First 400m							Margin	Distance Travelled From Winner [m]
1	7	FOREMMAKATE	7	68.0	0:10.79	0:24.28	1:11.16	0:57.66 [5]	0:46.87 [6]	0:35.85 [4]	0:24.06 [5]	0:12.59 [1]	1:11.16	
		Caitlin Tootell		1200-1000	1000-800		(0:13.50)	(0:10.79)	(0:11.02)	(0:11.79)	(0:11.47)	(0:12.59)		
2	1	DAISYDOO	5	68.5	0:10.69	0:24.18	1:11.19	0:57.70 [4]	0:47.01 [4]	0:35.87 [5]	0:24.07 [6]	0:12.49 [4]	0.18L	-2
		Margaret Collett		1200-1000	1000-800		(0:13.49)	(0:10.69)	(0:11.14)	(0:11.80)	(0:11.57)	(0:12.49)		
3	8	GLOBAL TURN	11	68.4	0:10.89	0:25.15	1:11.23	0:56.97 [12]	0:46.08 [12]	0:34.97 [12]	0:23.47 [12]	0:12.09 [12]	0.4L	-1
		Jacob Opperman		1200-1000	1000-800		(0:14.26)	(0:10.89)	(0:11.11)	(0:11.50)	(0:11.38)	(0:12.09)		
4	6	IRREFUTABLY	12	67.9	0:10.79	0:24.98	1:11.30	0:57.11 [11]	0:46.32 [10]	0:35.35 [9]	0:23.73 [10]	0:12.25 [11]	0.86L	+2
		Jake Toeroek		1200-1000	1000-800		(0:14.19)	(0:10.79)	(0:10.97)	(0:11.62)	(0:11.48)	(0:12.25)		
5	3	TRULY ELSA	10	68.1	0:10.82	0:24.73	1:11.43	0:57.52 [9]	0:46.70 [8]	0:35.68 [7]	0:24.02 [9]	0:12.48 [8]	1.64L	-1
		Jason Holder		1200-1000	1000-800		(0:13.91)	(0:10.82)	(0:11.02)	(0:11.66)	(0:11.54)	(0:12.48)		
6	4	KATIM'S CLUB	9	68.0	0:10.81	0:24.69	1:11.43	0:57.55 [8]	0:46.74 [7]	0:35.62 [8]	0:24.07 [8]	0:12.45 [9]	1.67L	-2
		Connor Murtagh		1200-1000	1000-800		(0:13.88)	(0:10.81)	(0:11.12)	(0:11.55)	(0:11.62)	(0:12.45)		
7	12	MISLUDI	2	66.5	0:10.97	0:24.81	1:11.44	0:57.60 [7]	0:46.63 [9]	0:35.44 [10]	0:24.12 [7]	0:12.59 [6]	1.73L	-5
		Kayla Crowther		1200-1000	1000-800		(0:13.84)	(0:10.97)	(0:11.19)	(0:11.32)	(0:11.53)	(0:12.59)		
8	13	BELLENTIA	3	68.8	0:10.77	0:24.22	1:11.69	0:58.24 [3]	0:47.47 [5]	0:36.33 [6]	0:24.86 [3]	0:13.11 [2]	3.26L	-4
		Alana Livesey		1200-1000	1000-800		(0:13.45)	(0:10.77)	(0:11.14)	(0:11.47)	(0:11.75)	(0:13.11)		
9	2	PALM OF JUMEIRAH	6	69.1	0:10.60	0:23.89	1:11.75	0:58.46 [1]	0:47.86 [1]	0:36.80 [1]	0:25.05 [1]	0:13.11 [3]	3.64L	-2
		Taylor Johnstone		1200-1000	1000-800		(0:13.28)	(0:10.60)	(0:11.06)	(0:11.75)	(0:11.94)	(0:13.11)		
10	5	STARTIDE	4	67.2	0:10.91	0:25.02	1:11.86	0:57.75 [10]	0:46.84 [11]	0:35.73 [11]	0:24.23 [11]	0:12.84 [10]	4.32L	-1
		Ben Price		1200-1000	1000-800		(0:14.11)	(0:10.91)	(0:11.11)	(0:11.50)	(0:11.39)	(0:12.84)		

Scratched: Chillcuz (#11)

Report Created: Sat 17 January 2026 17:36:03 GMT+11 (Note: Timing is based on positional data)

Page 1/14

[] Position in running at each section and finish
-:-:- No data available at this section
NA No data available
■ Background shading for fastest section

Saddle cloth number
DNF Did not finish
DNT Did not track

data processed by  TRIPLESDATA



Thomas Farms Rc Murray Bridge-Professional-2026-01-17

Race 9: Beverley & Trevor Curtis - Life Members Handicap - 1200m

17 January 2026 - 4:43PM

Track Rating: Good 4, Weather: Fine, Rail Position: True



Section

Field Times

							Overall	L1000	L800	L600	L400	L200		
							1:11.16 (0:13.28)	0:57.86 (0:10.60)	0:47.26 (0:11.06)	0:36.21 (0:11.76)	0:24.45 (0:11.87)	0:12.57 (0:12.57)		
Position	#	Horse/Jockey	Barrier	Top Speed [km/h]	Fastest Section	First 400m							Margin	Distance Travelled From Winner [m]
11	9	LAYIN' UP	1	69.8	0:10.49	0:24.05	1:12.04	0:58.48 [6]	0:47.99 [3]	0:37.08 [2]	0:25.26 [2]	0:13.29 [5]	5.46L	-3
		Rochelle Milnes		1200-1000	1000-800		(0:13.56)	(0:10.49)	(0:10.91)	(0:11.82)	(0:11.97)	(0:13.28)		
12	10	PRESS EXPRESS	8	69.4	0:10.59	0:24.01	1:12.21	0:58.79 [2]	0:48.20 [2]	0:37.14 [3]	0:25.26 [4]	0:13.27 [7]	6.49L	+0
		Todd Pannell		1200-1000	1000-800		(0:13.42)	(0:10.59)	(0:11.06)	(0:11.88)	(0:11.99)	(0:13.27)		

Scratched: Chillcuz (#11)

Horse/Jockey Name	FOREMMAKATE/Caitlin Tootell
Finish Rank	1
Fastest Section Time (Section)	0:10.79 (L1000)
Top Speed [km/h] (Section)	68.0 (Overall)
Race State	Finished



Thomas Farms Rc Murray Bridge-
Professional-2026-01-17

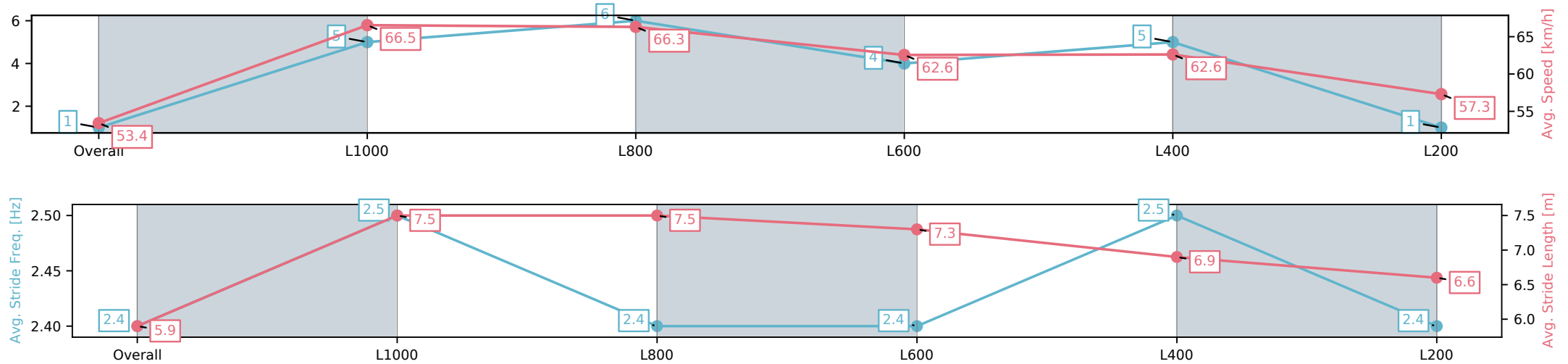
Race 9: Beverley & Trevor Curtis - Life Members Handicap -
1200m



17 January 2026 - 4:43PM

Track Rating: Good 4, Weather: Fine, Rail Position: True

Section	Overall	L1000	L800	L600	L400	L200
Section Times	1:11.16[1] (0:13.50)	0:57.66[5] (0:10.79)	0:46.87[6] (0:11.02)	0:35.85[4] (0:11.79)	0:24.06[5] (0:11.47)	0:12.59[1] (0:12.59)
Average Speed [km/h]	53.4	66.5	66.3	62.6	62.6	57.3
Top Speed [km/h]	65.9	68.0	67.6	64.1	63.6	61.4
Avg. Dist. to Rail [m]	5.9	3.0	4.7	5.3	7.4	7.1
Avg. Stride Freq. [Hz]	2.4	2.5	2.4	2.4	2.5	2.4
Avg. Stride Length [m]	5.9	7.5	7.5	7.3	6.9	6.6



[] Ranking at each section and finish
-:-:- No data available at this section
NA No data available

Horse/Jockey Name	DAISYDOO/Margaret Collett
Finish Rank	2
Fastest Section Time (Section)	0:10.69 (L1000)
Top Speed [km/h] (Section)	68.5 (Overall)
Race State	Finished



Thomas Farms Rc Murray Bridge-
Professional-2026-01-17

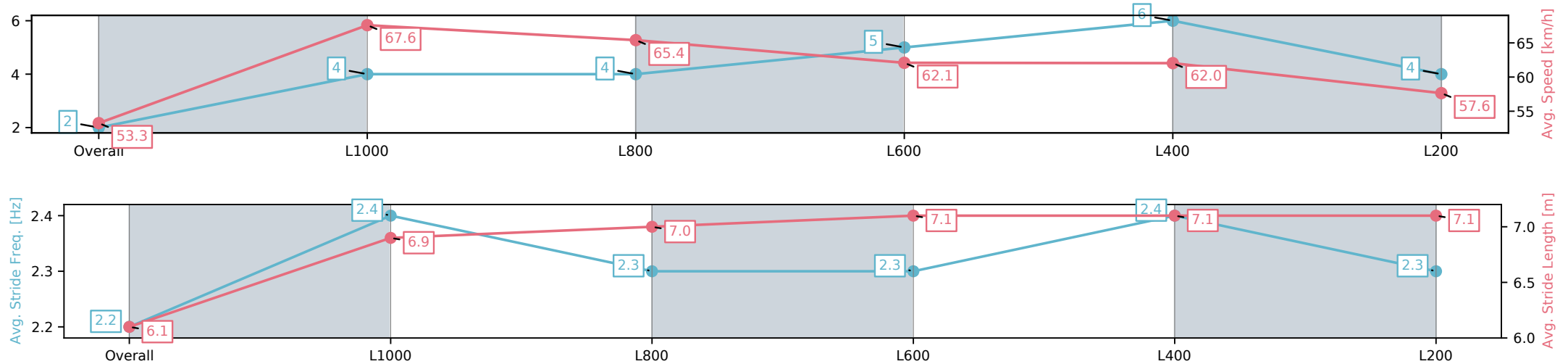
Race 9: Beverley & Trevor Curtis - Life Members Handicap -
1200m



17 January 2026 - 4:43PM

Track Rating: Good 4, Weather: Fine, Rail Position: True

Section	Overall	L1000	L800	L600	L400	L200
Section Times	1:11.19[2] (0:13.49)	0:57.70[4] (0:10.69)	0:47.01[4] (0:11.14)	0:35.87[5] (0:11.80)	0:24.07[6] (0:11.57)	0:12.49[4] (0:12.49)
Average Speed [km/h]	53.3	67.6	65.4	62.1	62.0	57.6
Top Speed [km/h]	67.5	68.5	67.7	63.3	62.9	60.9
Avg. Dist. to Rail [m]	4.3	3.6	5.1	3.7	7.5	8.7
Avg. Stride Freq. [Hz]	2.2	2.4	2.3	2.3	2.4	2.3
Avg. Stride Length [m]	6.1	6.9	7.0	7.1	7.1	7.1



[] Ranking at each section and finish
-:-:- No data available at this section
NA No data available

Horse/Jockey Name	GLOBAL TURN/Jacob Opperman
Finish Rank	3
Fastest Section Time (Section)	0:10.89 (L1000)
Top Speed [km/h] (Section)	68.4 (Overall)
Race State	Finished



Thomas Farms Rc Murray Bridge-
Professional-2026-01-17

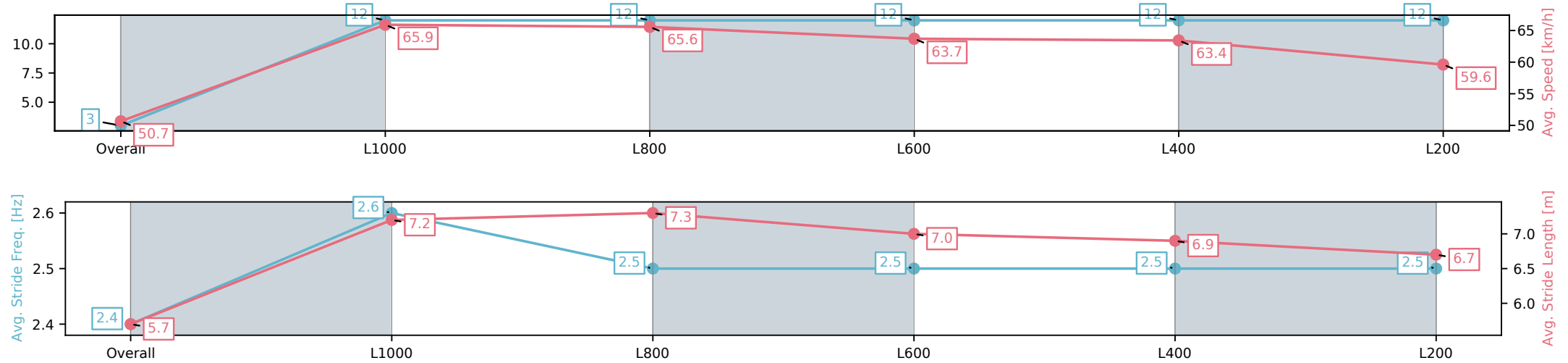
Race 9: Beverley & Trevor Curtis - Life Members Handicap -
1200m



17 January 2026 - 4:43PM

Track Rating: Good 4, Weather: Fine, Rail Position: True

Section	Overall	L1000	L800	L600	L400	L200
Section Times	1:11.23[3] (0:14.26)	0:56.97[12] (0:10.89)	0:46.08[12] (0:11.11)	0:34.97[12] (0:11.50)	0:23.47[12] (0:11.38)	0:12.09[12] (0:12.09)
Average Speed [km/h]	50.7	65.9	65.6	63.7	63.4	59.6
Top Speed [km/h]	66.4	68.4	67.0	65.3	64.6	62.0
Avg. Dist. to Rail [m]	5.7	2.1	4.4	4.2	8.5	12.7
Avg. Stride Freq. [Hz]	2.4	2.6	2.5	2.5	2.5	2.5
Avg. Stride Length [m]	5.7	7.2	7.3	7.0	6.9	6.7



[] Ranking at each section and finish
-:-:- No data available at this section
NA No data available

Horse/Jockey Name	IRREFUTABLY/Jake Toeroek
Finish Rank	4
Fastest Section Time (Section)	0:10.79 (L1000)
Top Speed [km/h] (Section)	67.9 (Overall)
Race State	Finished



Thomas Farms Rc Murray Bridge-
Professional-2026-01-17

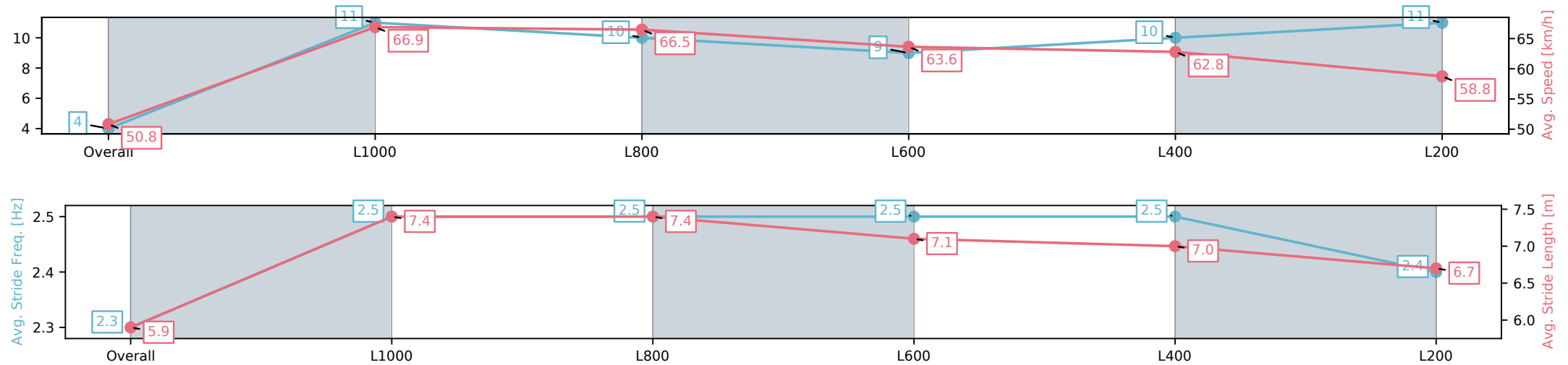
Race 9: Beverley & Trevor Curtis - Life Members Handicap -
1200m

17 January 2026 - 4:43PM

Track Rating: Good 4, Weather: Fine, Rail Position: True



Section	Overall	L1000	L800	L600	L400	L200
Section Times	1:11.30[4] (0:14.19)	0:57.11[11] (0:10.79)	0:46.32[10] (0:10.97)	0:35.35[9] (0:11.62)	0:23.73[10] (0:11.48)	0:12.25[11] (0:12.25)
Average Speed [km/h]	50.8	66.9	66.5	63.6	62.8	58.8
Top Speed [km/h]	66.3	67.9	67.6	66.3	63.8	61.3
Avg. Dist. to Rail [m]	8.2	3.2	5.2	6.4	12.3	14.4
Avg. Stride Freq. [Hz]	2.3	2.5	2.5	2.5	2.5	2.4
Avg. Stride Length [m]	5.9	7.4	7.4	7.1	7.0	6.7



[] Ranking at each section and finish
-:-:- No data available at this section
NA No data available

Horse/Jockey Name	TRULY ELSA/Jason Holder
Finish Rank	5
Fastest Section Time (Section)	0:10.82 (L1000)
Top Speed [km/h] (Section)	68.1 (Overall)
Race State	Finished



Thomas Farms Rc Murray Bridge-
Professional-2026-01-17

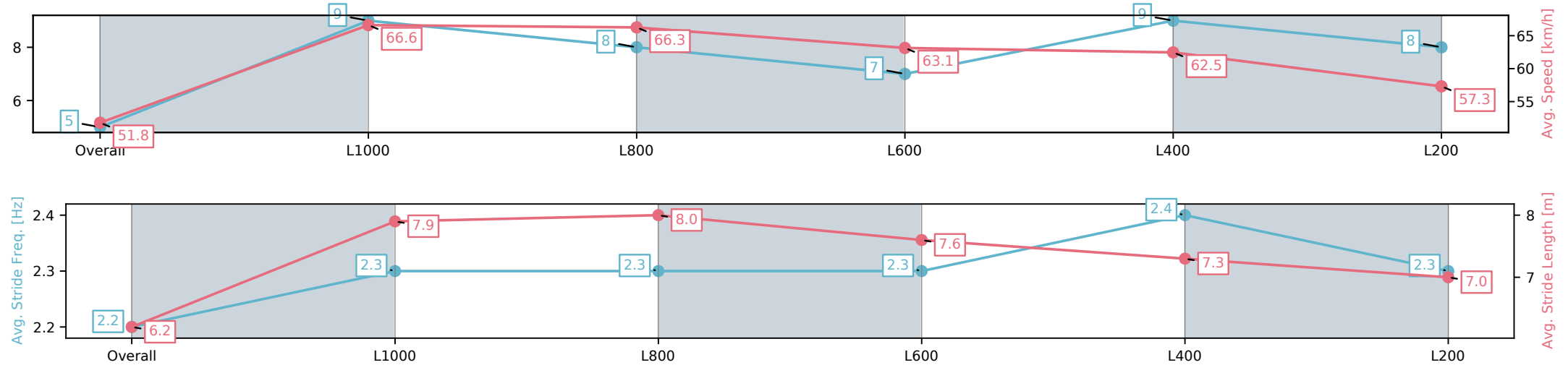
Race 9: Beverley & Trevor Curtis - Life Members Handicap -
1200m



17 January 2026 - 4:43PM

Track Rating: Good 4, Weather: Fine, Rail Position: True

Section	Overall	L1000	L800	L600	L400	L200
Section Times	1:11.43[5] (0:13.91)	0:57.52[9] (0:10.82)	0:46.70[8] (0:11.02)	0:35.68[7] (0:11.66)	0:24.02[9] (0:11.54)	0:12.48[8] (0:12.48)
Average Speed [km/h]	51.8	66.6	66.3	63.1	62.5	57.3
Top Speed [km/h]	66.7	68.1	67.7	64.6	63.7	60.6
Avg. Dist. to Rail [m]	7.3	3.6	5.3	4.8	8.7	10.4
Avg. Stride Freq. [Hz]	2.2	2.3	2.3	2.3	2.4	2.3
Avg. Stride Length [m]	6.2	7.9	8.0	7.6	7.3	7.0



[] Ranking at each section and finish
-:-:- No data available at this section
NA No data available

Horse/Jockey Name	KATIM'S CLUB/Connor Murtagh
Finish Rank	6
Fastest Section Time (Section)	0:10.81 (L1000)
Top Speed [km/h] (Section)	68.0 (Overall)
Race State	Finished



Thomas Farms Rc Murray Bridge-
Professional-2026-01-17

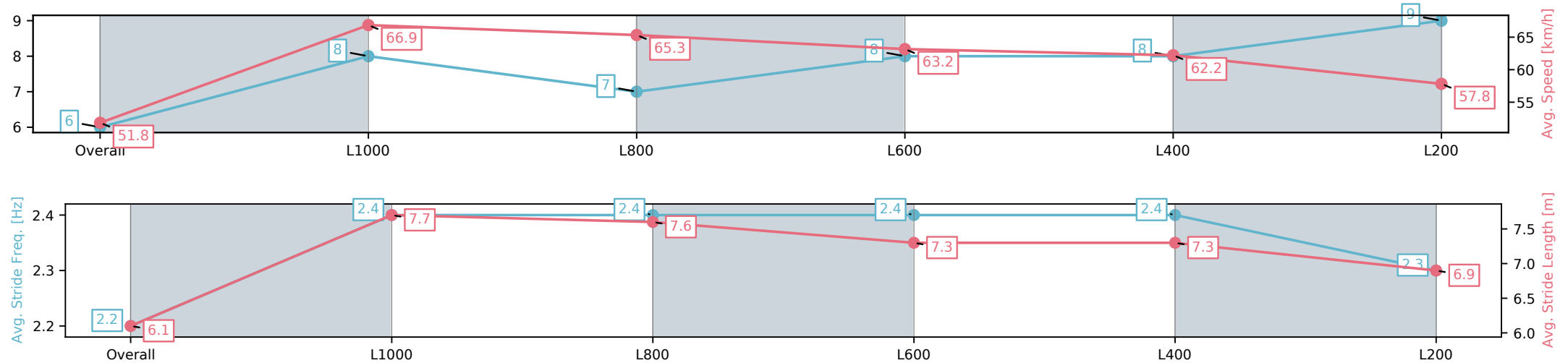
Race 9: Beverley & Trevor Curtis - Life Members Handicap -
1200m



17 January 2026 - 4:43PM

Track Rating: Good 4, Weather: Fine, Rail Position: True

Section	Overall	L1000	L800	L600	L400	L200
Section Times	1:11.43[6] (0:13.88)	0:57.55[8] (0:10.81)	0:46.74[7] (0:11.12)	0:35.62[8] (0:11.55)	0:24.07[8] (0:11.62)	0:12.45[9] (0:12.45)
Average Speed [km/h]	51.8	66.9	65.3	63.2	62.2	57.8
Top Speed [km/h]	66.7	68.0	67.4	65.4	63.8	60.8
Avg. Dist. to Rail [m]	5.8	2.6	4.3	3.6	5.8	7.7
Avg. Stride Freq. [Hz]	2.2	2.4	2.4	2.4	2.4	2.3
Avg. Stride Length [m]	6.1	7.7	7.6	7.3	7.3	6.9



[] Ranking at each section and finish
-:-:- No data available at this section
NA No data available

Horse/Jockey Name	MISLUDI/Kayla Crowther
Finish Rank	7
Fastest Section Time (Section)	0:10.97 (L1000)
Top Speed [km/h] (Section)	66.5 (Overall)
Race State	Finished



Thomas Farms Rc Murray Bridge-
Professional-2026-01-17

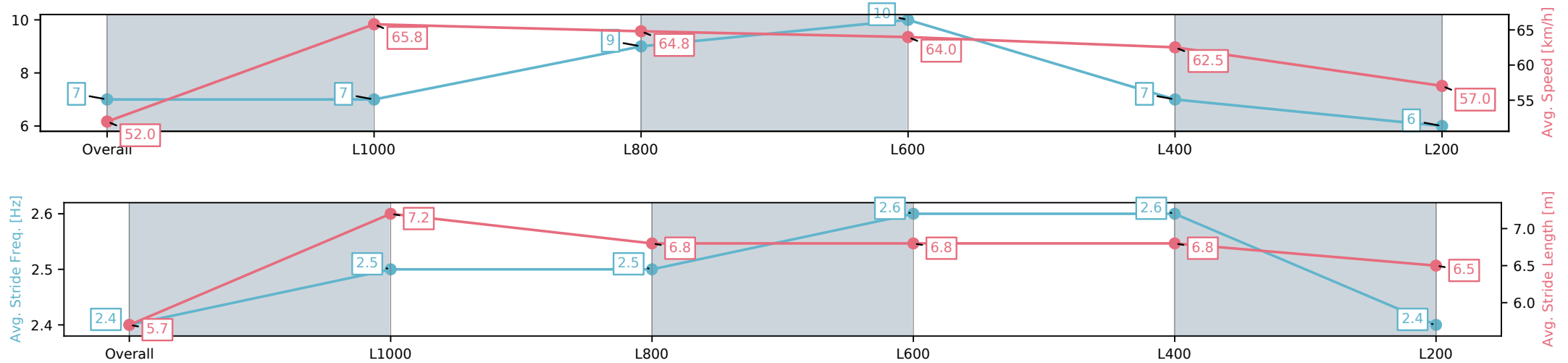
Race 9: Beverley & Trevor Curtis - Life Members Handicap -
1200m



17 January 2026 - 4:43PM

Track Rating: Good 4, Weather: Fine, Rail Position: True

Section	Overall	L1000	L800	L600	L400	L200
Section Times	1:11.44[7] (0:13.84)	0:57.60[7] (0:10.97)	0:46.63[9] (0:11.19)	0:35.44[10] (0:11.32)	0:24.12[7] (0:11.53)	0:12.59[6] (0:12.59)
Average Speed [km/h]	52.0	65.8	64.8	64.0	62.5	57.0
Top Speed [km/h]	66.5	66.5	66.3	65.2	64.3	60.2
Avg. Dist. to Rail [m]	2.6	1.8	2.9	1.8	4.1	6.1
Avg. Stride Freq. [Hz]	2.4	2.5	2.5	2.6	2.6	2.4
Avg. Stride Length [m]	5.7	7.2	6.8	6.8	6.8	6.5



[] Ranking at each section and finish
-:-:- No data available at this section
NA No data available

Horse/Jockey Name	BELLENTIA/Alana Livesey
Finish Rank	8
Fastest Section Time (Section)	0:10.77 (L1000)
Top Speed [km/h] (Section)	68.8 (Overall)
Race State	Finished



Thomas Farms Rc Murray Bridge-
Professional-2026-01-17

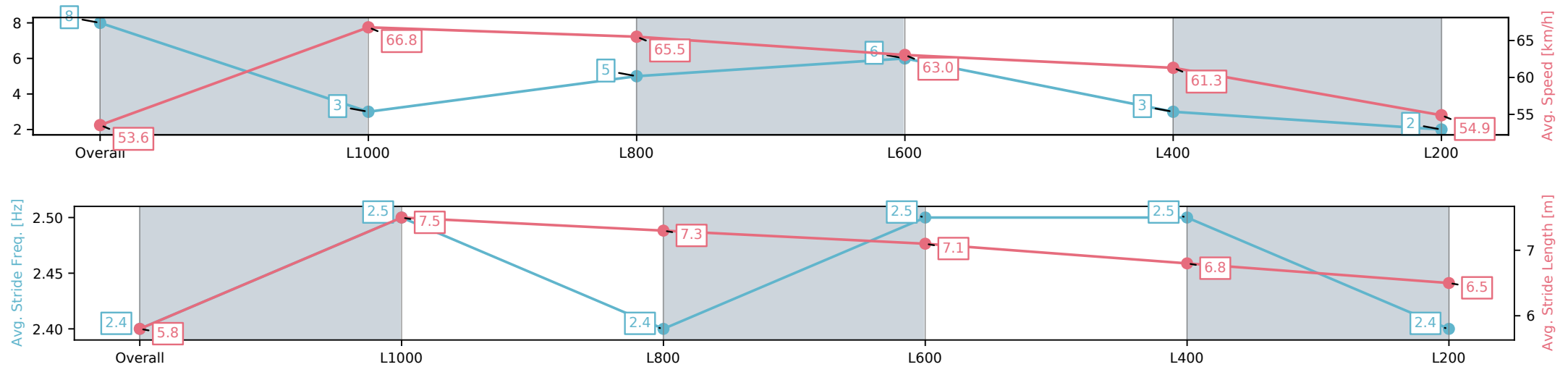
Race 9: Beverley & Trevor Curtis - Life Members Handicap -
1200m



17 January 2026 - 4:43PM

Track Rating: Good 4, Weather: Fine, Rail Position: True

Section	Overall	L1000	L800	L600	L400	L200
Section Times	1:11.69[8] (0:13.45)	0:58.24[3] (0:10.77)	0:47.47[5] (0:11.14)	0:36.33[6] (0:11.47)	0:24.86[3] (0:11.75)	0:13.11[2] (0:13.11)
Average Speed [km/h]	53.6	66.8	65.5	63.0	61.3	54.9
Top Speed [km/h]	66.6	68.8	66.6	64.6	63.3	58.9
Avg. Dist. to Rail [m]	2.7	3.1	3.8	2.1	3.9	4.3
Avg. Stride Freq. [Hz]	2.4	2.5	2.4	2.5	2.5	2.4
Avg. Stride Length [m]	5.8	7.5	7.3	7.1	6.8	6.5



[] Ranking at each section and finish
-:-:- No data available at this section
NA No data available

Horse/Jockey Name	PALM OF JUMEIRAH/Taylor Johnstone
Finish Rank	9
Fastest Section Time (Section)	0:10.60 (L1000)
Top Speed [km/h] (Section)	69.1 (Overall)
Race State	Finished



Thomas Farms Rc Murray Bridge-
Professional-2026-01-17

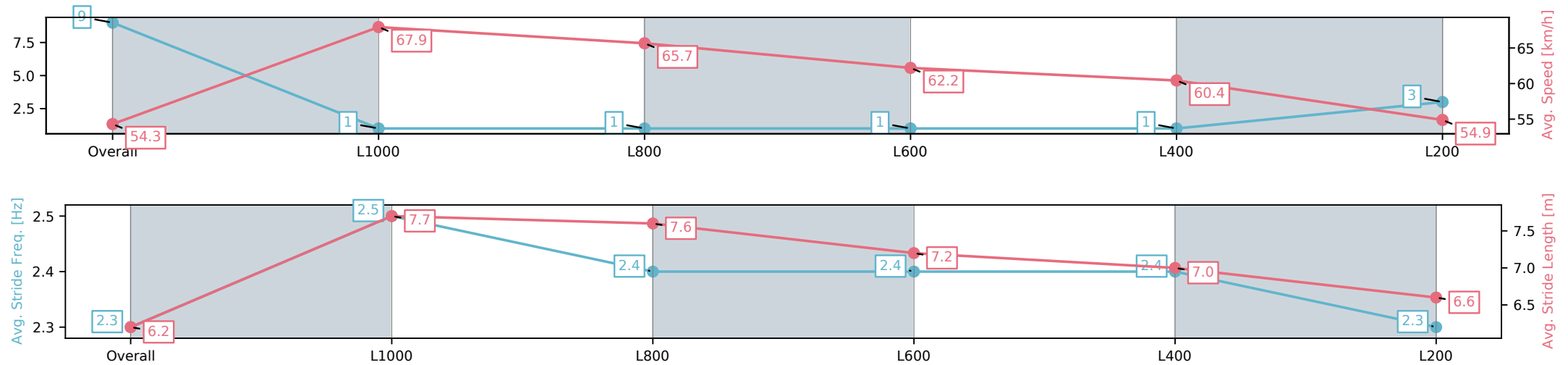
Race 9: Beverley & Trevor Curtis - Life Members Handicap -
1200m

17 January 2026 - 4:43PM

Track Rating: Good 4, Weather: Fine, Rail Position: True



Section	Overall	L1000	L800	L600	L400	L200
Section Times	1:11.75[9] (0:13.28)	0:58.46[1] (0:10.60)	0:47.86[1] (0:11.06)	0:36.80[1] (0:11.75)	0:25.05[1] (0:11.94)	0:13.11[3] (0:13.11)
Average Speed [km/h]	54.3	67.9	65.7	62.2	60.4	54.9
Top Speed [km/h]	67.9	69.1	68.6	64.1	61.6	58.3
Avg. Dist. to Rail [m]	5.0	3.7	4.4	3.0	4.9	6.2
Avg. Stride Freq. [Hz]	2.3	2.5	2.4	2.4	2.4	2.3
Avg. Stride Length [m]	6.2	7.7	7.6	7.2	7.0	6.6



[] Ranking at each section and finish
-:-:- No data available at this section
NA No data available

Horse/Jockey Name	STARTIDE/Ben Price
Finish Rank	10
Fastest Section Time (Section)	0:10.91 (L1000)
Top Speed [km/h] (Section)	67.2 (Overall)
Race State	Finished



Thomas Farms Rc Murray Bridge-
Professional-2026-01-17

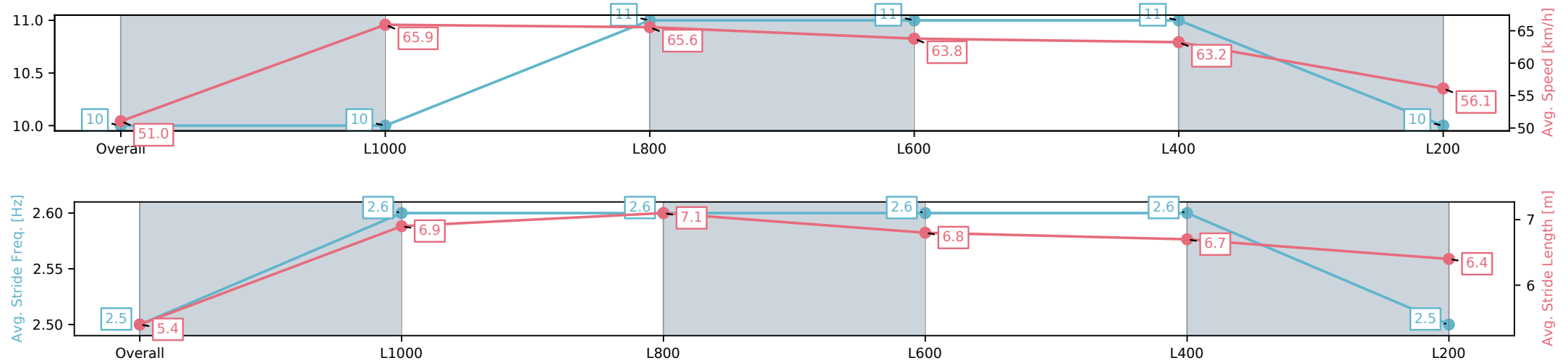
Race 9: Beverley & Trevor Curtis - Life Members Handicap -
1200m



17 January 2026 - 4:43PM

Track Rating: Good 4, Weather: Fine, Rail Position: True

Section	Overall	L1000	L800	L600	L400	L200
Section Times	1:11.86[10] (0:14.11)	0:57.75[10] (0:10.91)	0:46.84[11] (0:11.11)	0:35.73[11] (0:11.50)	0:24.23[11] (0:11.39)	0:12.84[10] (0:12.84)
Average Speed [km/h]	51.0	65.9	65.6	63.8	63.2	56.1
Top Speed [km/h]	66.4	67.2	67.1	65.5	65.0	61.1
Avg. Dist. to Rail [m]	2.9	1.6	4.2	4.1	6.1	7.5
Avg. Stride Freq. [Hz]	2.5	2.6	2.6	2.6	2.6	2.5
Avg. Stride Length [m]	5.4	6.9	7.1	6.8	6.7	6.4



[] Ranking at each section and finish
-:-:- No data available at this section
NA No data available

Horse/Jockey Name	LAYIN' UP/Rochelle Milnes
Finish Rank	11
Fastest Section Time (Section)	0:10.49 (L1000)
Top Speed [km/h] (Section)	69.8 (Overall)
Race State	Finished



Thomas Farms Rc Murray Bridge-
Professional-2026-01-17

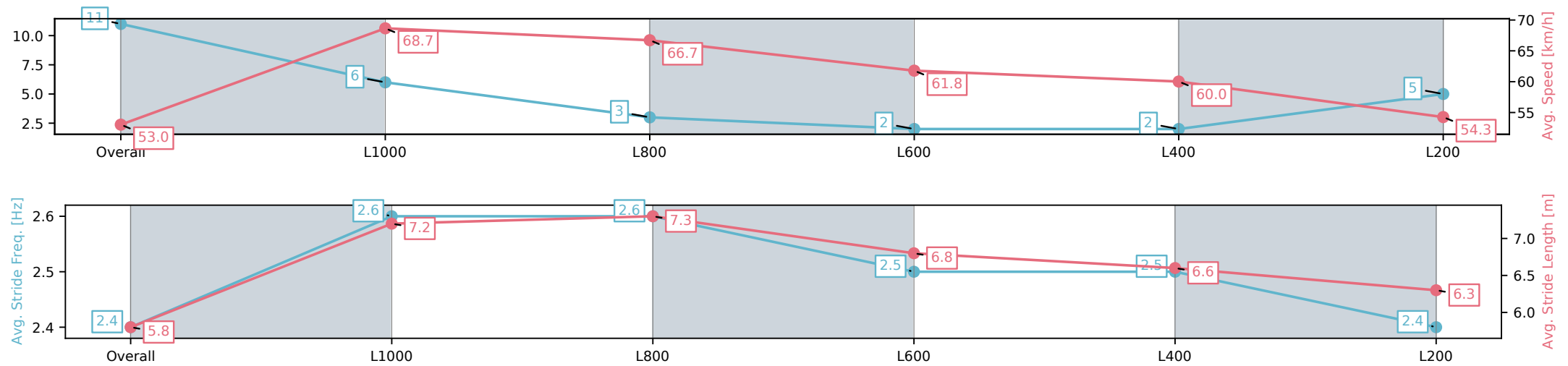
Race 9: Beverley & Trevor Curtis - Life Members Handicap -
1200m



17 January 2026 - 4:43PM

Track Rating: Good 4, Weather: Fine, Rail Position: True

Section	Overall	L1000	L800	L600	L400	L200
Section Times	1:12.04[11] (0:13.56)	0:58.48[6] (0:10.49)	0:47.99[3] (0:10.91)	0:37.08[2] (0:11.82)	0:25.26[2] (0:11.97)	0:13.29[5] (0:13.28)
Average Speed [km/h]	53.0	68.7	66.7	61.8	60.0	54.3
Top Speed [km/h]	67.0	69.8	69.0	64.2	62.3	57.5
Avg. Dist. to Rail [m]	1.6	1.8	3.8	3.0	2.9	2.8
Avg. Stride Freq. [Hz]	2.4	2.6	2.6	2.5	2.5	2.4
Avg. Stride Length [m]	5.8	7.2	7.3	6.8	6.6	6.3



[] Ranking at each section and finish
-:-:- No data available at this section
NA No data available

Horse/Jockey Name	PRESS EXPRESS/Todd Pannell
Finish Rank	12
Fastest Section Time (Section)	0:10.59 (L1000)
Top Speed [km/h] (Section)	69.4 (Overall)
Race State	Finished



Thomas Farms Rc Murray Bridge-
Professional-2026-01-17

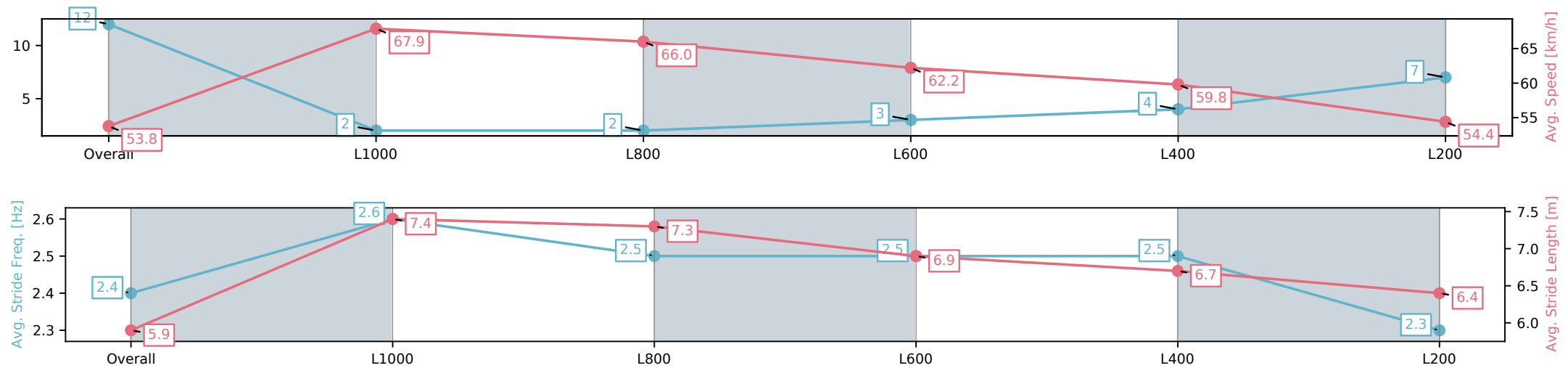
Race 9: Beverley & Trevor Curtis - Life Members Handicap -
1200m



17 January 2026 - 4:43PM

Track Rating: Good 4, Weather: Fine, Rail Position: True

Section	Overall	L1000	L800	L600	L400	L200
Section Times	1:12.21[12] (0:13.42)	0:58.79[2] (0:10.59)	0:48.20[2] (0:11.06)	0:37.14[3] (0:11.88)	0:25.26[4] (0:11.99)	0:13.27[7] (0:13.27)
Average Speed [km/h]	53.8	67.9	66.0	62.2	59.8	54.4
Top Speed [km/h]	68.7	69.4	68.4	63.7	61.6	56.9
Avg. Dist. to Rail [m]	7.4	5.3	5.5	5.5	9.2	11.0
Avg. Stride Freq. [Hz]	2.4	2.6	2.5	2.5	2.5	2.3
Avg. Stride Length [m]	5.9	7.4	7.3	6.9	6.7	6.4



[] Ranking at each section and finish
-:-:- No data available at this section
NA No data available