



# Thomas Farms Rc Murray Bridge-Professional-2026-01-17

## Race 8: Garry March - Life Member Handicap - 1200m

17 January 2026 - 4:03PM

Track Rating: Good 4, Weather: Fine, Rail Position: True



### Section

### Field Times

|          |    |                  |         |                     |                    |               | Overall              | L1000                | L800                 | L600                 | L400                 | L200                 |         |  |
|----------|----|------------------|---------|---------------------|--------------------|---------------|----------------------|----------------------|----------------------|----------------------|----------------------|----------------------|---------|--|
|          |    |                  |         |                     |                    |               | 1:11.34<br>(0:13.81) | 0:57.53<br>(0:11.08) | 0:46.44<br>(0:11.22) | 0:35.22<br>(0:11.63) | 0:23.59<br>(0:11.43) | 0:12.16<br>(0:12.16) |         |  |
| Position | #  | Horse/Jockey     | Barrier | Top Speed<br>[km/h] | Fastest<br>Section | First<br>400m |                      |                      |                      |                      |                      |                      | Margin  | Distance<br>Travelled From<br>Winner [m] |
| 1        | 2  | SIR LEAPALOT     | 7       | 65.8                | 0:11.14            | 0:25.38       | 1:11.34              | 0:57.20 [4]          | 0:45.96 [5]          | 0:34.73 [5]          | 0:23.24 [6]          | 0:12.10 [2]          | 1:11.34 |  |
|          |    | Alysha Warren    |         | 1000-800            | 400-200            |               | (0:14.14)            | (0:11.24)            | (0:11.23)            | (0:11.49)            | (0:11.14)            | (0:12.10)            |         |  |
| 2        | 9  | TESTING ONE TWO  | 1       | 66.1                | 0:11.17            | 0:25.75       | 1:11.49              | 0:56.93 [10]         | 0:45.74 [10]         | 0:34.57 [8]          | 0:23.23 [8]          | 0:11.91 [8]          | 1.0L    | -1                                       |
|          |    | Todd Pannell     |         | 800-600             | 800-600            |               | (0:14.56)            | (0:11.19)            | (0:11.17)            | (0:11.34)            | (0:11.32)            | (0:11.91)            |         |  |
| 3        | 5  | TRIPOD TERROR    | 3       | 66.2                | 0:11.17            | 0:25.49       | 1:11.51              | 0:57.19 [7]          | 0:46.02 [6]          | 0:34.77 [7]          | 0:23.27 [7]          | 0:12.06 [6]          | 1.13L   | -4                                       |
|          |    | Matthew Chadwick |         | 1000-800            | 1000-800           |               | (0:14.32)            | (0:11.17)            | (0:11.25)            | (0:11.50)            | (0:11.21)            | (0:12.06)            |         |  |
| 4        | 7  | EMPIRE GRACE     | 2       | 66.6                | 0:11.17            | 0:25.49       | 1:11.52              | 0:57.24 [6]          | 0:46.03 [7]          | 0:34.86 [6]          | 0:23.47 [5]          | 0:12.08 [5]          | 1.21L   | -6                                       |
|          |    | Brooke King      |         | 1000-800            | 800-600            |               | (0:14.28)            | (0:11.21)            | (0:11.17)            | (0:11.39)            | (0:11.39)            | (0:12.08)            |         |  |
| 5        | 10 | BRISEIS ECLIPSE  | 6       | 65.8                | 0:11.08            | 0:24.89       | 1:11.70              | 0:57.89 [1]          | 0:46.81 [1]          | 0:35.59 [1]          | 0:23.95 [1]          | 0:12.52 [1]          | 2.43L   | -5                                       |
|          |    | Jason Holder     |         | 1000-800            | 1000-800           |               | (0:13.81)            | (0:11.08)            | (0:11.22)            | (0:11.64)            | (0:11.43)            | (0:12.52)            |         |  |
| 6        | 3  | TAKEOVER LAD     | 8       | 66.2                | 0:11.00            | 0:24.93       | 1:11.89              | 0:57.96 [2]          | 0:46.96 [2]          | 0:35.73 [2]          | 0:24.12 [2]          | 0:12.61 [3]          | 3.77L   | -3                                       |
|          |    | Alana Livesey    |         | 1000-800            | 1000-800           |               | (0:13.93)            | (0:11.00)            | (0:11.23)            | (0:11.61)            | (0:11.51)            | (0:12.61)            |         |  |
| 7        | 4  | GIN RUMMY        | 9       | 66.0                | 0:11.23            | 0:25.70       | 1:11.90              | 0:57.43 [9]          | 0:46.20 [8]          | 0:34.88 [9]          | 0:23.35 [10]         | 0:12.01 [9]          | 3.83L   | -2                                       |
|          |    | Connor Murtagh   |         | 800-600             | 1000-800           |               | (0:14.47)            | (0:11.23)            | (0:11.32)            | (0:11.53)            | (0:11.34)            | (0:12.01)            |         |  |
| 8        | 13 | ANAHORISH        | 5       | 66.1                | 0:11.13            | 0:25.17       | 1:11.95              | 0:57.91 [3]          | 0:46.78 [4]          | 0:35.51 [4]          | 0:24.00 [4]          | 0:12.53 [4]          | 4.17L   | -3                                       |
|          |    | Taylor Johnstone |         | 1200-1000           | 1000-800           |               | (0:14.04)            | (0:11.13)            | (0:11.27)            | (0:11.51)            | (0:11.47)            | (0:12.53)            |         |  |
| 9        | 8  | HASTA LA CHILLY  | 10      | 67.5                | 0:10.97            | 0:25.13       | 1:12.13              | 0:57.97 [5]          | 0:47.00 [3]          | 0:35.76 [3]          | 0:24.20 [3]          | 0:12.68 [7]          | 5.38L   | -2                                       |
|          |    | Teagan Voorham   |         | 1200-1000           | 1000-800           |               | (0:14.16)            | (0:10.97)            | (0:11.24)            | (0:11.56)            | (0:11.52)            | (0:12.68)            |         |  |
| 10       | 12 | SETHACCHIO       | 4       | 65.2                | 0:11.27            | 0:25.73       | 1:12.46              | 0:58.00 [8]          | 0:46.73 [9]          | 0:35.37 [10]         | 0:23.92 [9]          | 0:12.41 [10]         | 7.65L   | -1                                       |
|          |    | Kayla Crowther   |         | 800-600             | 1000-800           |               | (0:14.46)            | (0:11.27)            | (0:11.36)            | (0:11.45)            | (0:11.51)            | (0:12.41)            |         |  |

Scratched: Stokomo (#1), Beachbarbeckons (#6), Nadege (#11)

Report Created: Sat 17 January 2026 16:56:22 GMT+11 (Note: Timing is based on positional data)

Page 1/11

[ ] Position in running at each section and finish  
-:-:- No data available at this section  
NA No data available  
█ Background shading for fastest section

# Saddle cloth number  
DNF Did not finish  
DNT Did not track

data processed by  TRIPLESDATA

|                                |                            |
|--------------------------------|----------------------------|
| Horse/Jockey Name              | SIR LEAPALOT/Alysha Warren |
| Finish Rank                    | 1                          |
| Fastest Section Time (Section) | 0:11.14 (L400)             |
| Top Speed [km/h] (Section)     | 65.8 (L1000)               |
| Race State                     | Finished                   |



Thomas Farms Rc Murray Bridge-  
Professional-2026-01-17

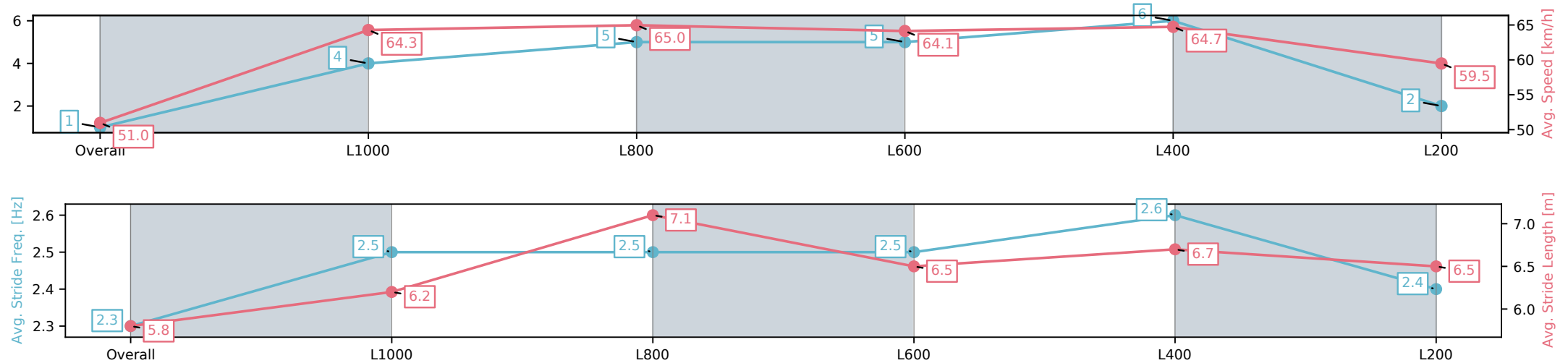
Race 8: Garry March - Life Member Handicap - 1200m

17 January 2026 - 4:03PM

Track Rating: Good 4, Weather: Fine, Rail Position: True



| Section                | Overall                 | L1000                   | L800                    | L600                    | L400                    | L200                    |
|------------------------|-------------------------|-------------------------|-------------------------|-------------------------|-------------------------|-------------------------|
| Section Times          | 1:11.34[1]<br>(0:14.14) | 0:57.20[4]<br>(0:11.24) | 0:45.96[5]<br>(0:11.23) | 0:34.73[5]<br>(0:11.49) | 0:23.24[6]<br>(0:11.14) | 0:12.10[2]<br>(0:12.10) |
| Average Speed [km/h]   | 51.0                    | 64.3                    | 65.0                    | 64.1                    | 64.7                    | 59.5                    |
| Top Speed [km/h]       | 63.3                    | 65.6                    | 65.8                    | 64.9                    | 65.5                    | 63.1                    |
| Avg. Dist. to Rail [m] | 6.0                     | 3.9                     | 6.2                     | 5.3                     | 8.0                     | 9.5                     |
| Avg. Stride Freq. [Hz] | 2.3                     | 2.5                     | 2.5                     | 2.5                     | 2.6                     | 2.4                     |
| Avg. Stride Length [m] | 5.8                     | 6.2                     | 7.1                     | 6.5                     | 6.7                     | 6.5                     |



[ ] Ranking at each section and finish  
-:-:- No data available at this section  
NA No data available

|                                |                              |
|--------------------------------|------------------------------|
| Horse/Jockey Name              | TESTING ONE TWO/Todd Pannell |
| Finish Rank                    | 2                            |
| Fastest Section Time (Section) | 0:11.17 (L800)               |
| Top Speed [km/h] (Section)     | 66.1 (L800)                  |
| Race State                     | Finished                     |



Thomas Farms Rc Murray Bridge-  
Professional-2026-01-17

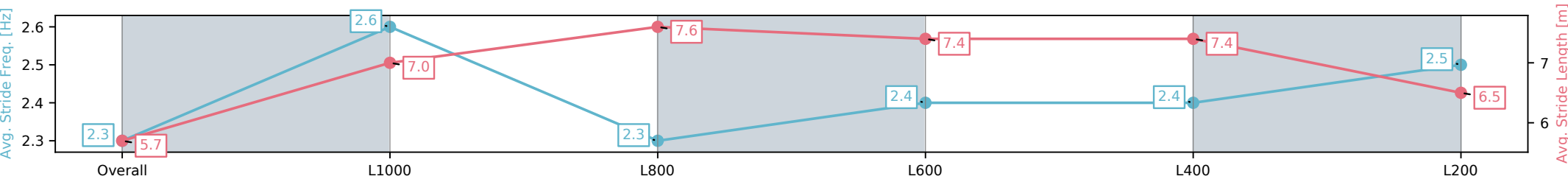
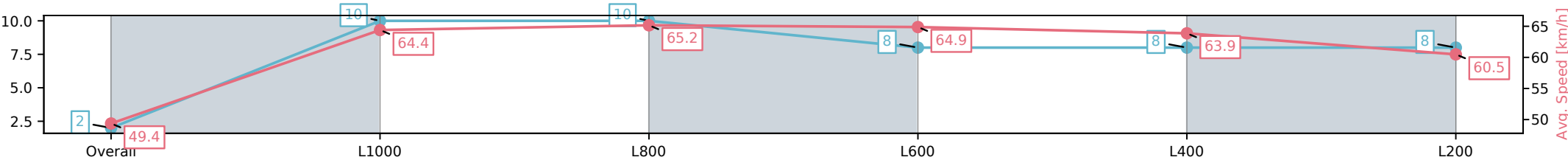
Race 8: Garry March - Life Member Handicap - 1200m

17 January 2026 - 4:03PM

Track Rating: Good 4, Weather: Fine, Rail Position: True



| Section                | Overall                 | L1000                    | L800                     | L600                    | L400                    | L200                    |
|------------------------|-------------------------|--------------------------|--------------------------|-------------------------|-------------------------|-------------------------|
| Section Times          | 1:11.49[2]<br>(0:14.56) | 0:56.93[10]<br>(0:11.19) | 0:45.74[10]<br>(0:11.17) | 0:34.57[8]<br>(0:11.34) | 0:23.23[8]<br>(0:11.32) | 0:11.91[8]<br>(0:11.91) |
| Average Speed [km/h]   | 49.4                    | 64.4                     | 65.2                     | 64.9                    | 63.9                    | 60.5                    |
| Top Speed [km/h]       | 63.1                    | 65.0                     | 65.8                     | 66.1                    | 64.7                    | 62.5                    |
| Avg. Dist. to Rail [m] | 1.5                     | 1.5                      | 3.5                      | 5.6                     | 10.6                    | 12.1                    |
| Avg. Stride Freq. [Hz] | 2.3                     | 2.6                      | 2.3                      | 2.4                     | 2.4                     | 2.5                     |
| Avg. Stride Length [m] | 5.7                     | 7.0                      | 7.6                      | 7.4                     | 7.4                     | 6.5                     |



[ ] Ranking at each section and finish  
-:-:- No data available at this section  
NA No data available

|                                |                                |
|--------------------------------|--------------------------------|
| Horse/Jockey Name              | TRIPOD TERROR/Matthew Chadwick |
| Finish Rank                    | 3                              |
| Fastest Section Time (Section) | 0:11.17 (L1000)                |
| Top Speed [km/h] (Section)     | 66.2 (L1000)                   |
| Race State                     | Finished                       |



Thomas Farms Rc Murray Bridge-  
Professional-2026-01-17

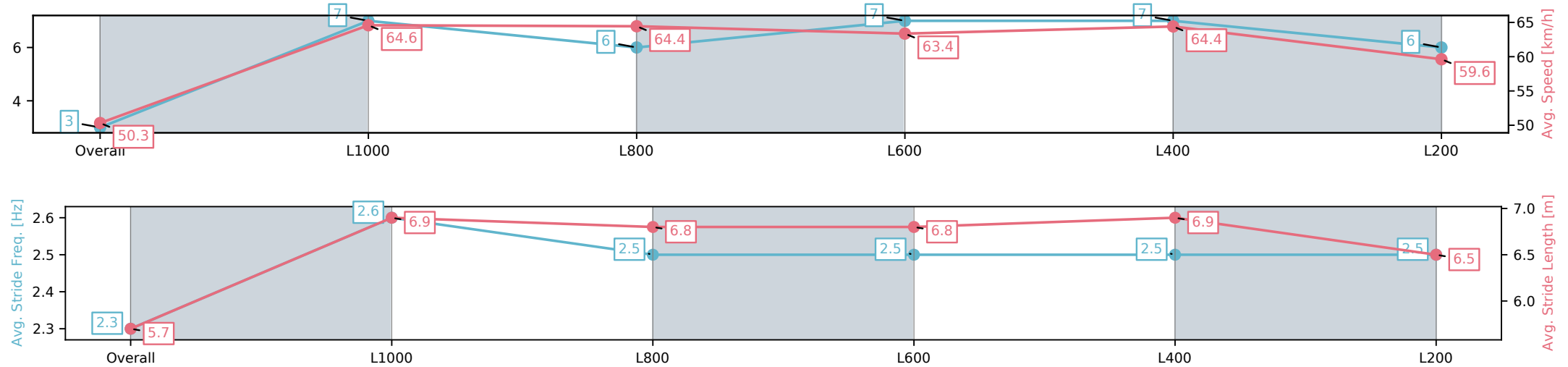
Race 8: Garry March - Life Member Handicap - 1200m

17 January 2026 - 4:03PM

Track Rating: Good 4, Weather: Fine, Rail Position: True



| Section                | Overall                 | L1000                   | L800                    | L600                    | L400                    | L200                    |
|------------------------|-------------------------|-------------------------|-------------------------|-------------------------|-------------------------|-------------------------|
| Section Times          | 1:11.51[3]<br>(0:14.32) | 0:57.19[7]<br>(0:11.17) | 0:46.02[6]<br>(0:11.25) | 0:34.77[7]<br>(0:11.50) | 0:23.27[7]<br>(0:11.21) | 0:12.06[6]<br>(0:12.06) |
| Average Speed [km/h]   | 50.3                    | 64.6                    | 64.4                    | 63.4                    | 64.4                    | 59.6                    |
| Top Speed [km/h]       | 62.7                    | 65.2                    | 66.2                    | 64.3                    | 64.8                    | 61.8                    |
| Avg. Dist. to Rail [m] | 3.1                     | 2.0                     | 3.7                     | 2.6                     | 5.3                     | 6.9                     |
| Avg. Stride Freq. [Hz] | 2.3                     | 2.6                     | 2.5                     | 2.5                     | 2.5                     | 2.5                     |
| Avg. Stride Length [m] | 5.7                     | 6.9                     | 6.8                     | 6.8                     | 6.9                     | 6.5                     |



[ ] Ranking at each section and finish  
-:-:- No data available at this section  
NA No data available

|                                |                          |
|--------------------------------|--------------------------|
| Horse/Jockey Name              | EMPIRE GRACE/Brooke King |
| Finish Rank                    | 4                        |
| Fastest Section Time (Section) | 0:11.17 (L800)           |
| Top Speed [km/h] (Section)     | 66.6 (L1000)             |
| Race State                     | Finished                 |



Thomas Farms Rc Murray Bridge-  
Professional-2026-01-17

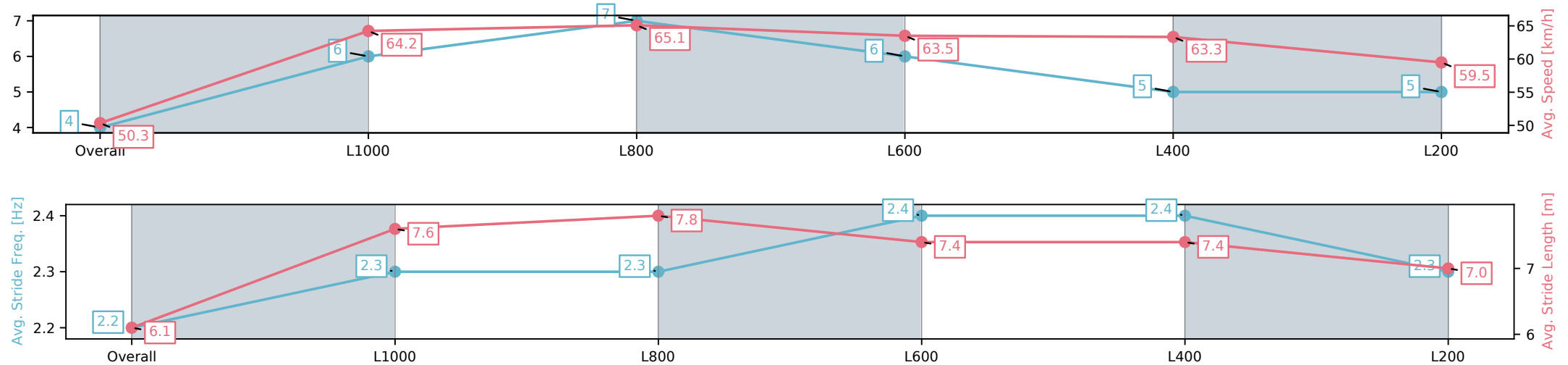
Race 8: Garry March - Life Member Handicap - 1200m

17 January 2026 - 4:03PM

Track Rating: Good 4, Weather: Fine, Rail Position: True



| Section                | Overall                 | L1000                   | L800                    | L600                    | L400                    | L200                    |
|------------------------|-------------------------|-------------------------|-------------------------|-------------------------|-------------------------|-------------------------|
| Section Times          | 1:11.52[4]<br>(0:14.28) | 0:57.24[6]<br>(0:11.21) | 0:46.03[7]<br>(0:11.17) | 0:34.86[6]<br>(0:11.39) | 0:23.47[5]<br>(0:11.39) | 0:12.08[5]<br>(0:12.08) |
| Average Speed [km/h]   | 50.3                    | 64.2                    | 65.1                    | 63.5                    | 63.3                    | 59.5                    |
| Top Speed [km/h]       | 63.4                    | 65.7                    | 66.6                    | 64.8                    | 64.0                    | 61.8                    |
| Avg. Dist. to Rail [m] | 1.7                     | 0.8                     | 2.4                     | 2.2                     | 5.5                     | 4.9                     |
| Avg. Stride Freq. [Hz] | 2.2                     | 2.3                     | 2.3                     | 2.4                     | 2.4                     | 2.3                     |
| Avg. Stride Length [m] | 6.1                     | 7.6                     | 7.8                     | 7.4                     | 7.4                     | 7.0                     |



[ ] Ranking at each section and finish  
-:-:- No data available at this section  
NA No data available

|                                |                              |
|--------------------------------|------------------------------|
| Horse/Jockey Name              | BRISEIS ECLIPSE/Jason Holder |
| Finish Rank                    | 5                            |
| Fastest Section Time (Section) | 0:11.08 (L1000)              |
| Top Speed [km/h] (Section)     | 65.8 (L1000)                 |
| Race State                     | Finished                     |



Thomas Farms Rc Murray Bridge-  
Professional-2026-01-17

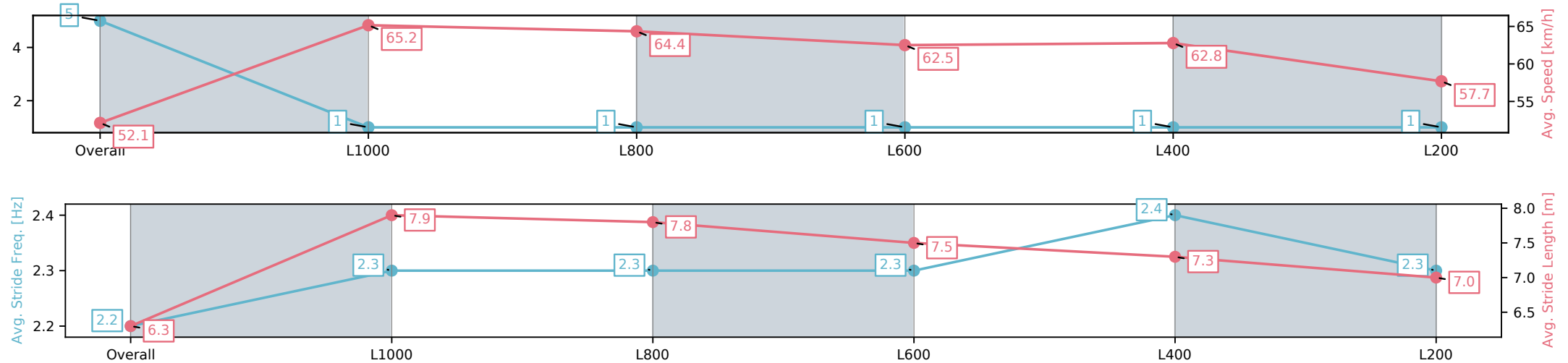
Race 8: Garry March - Life Member Handicap - 1200m

17 January 2026 - 4:03PM

Track Rating: Good 4, Weather: Fine, Rail Position: True



| Section                | Overall                 | L1000                   | L800                    | L600                    | L400                    | L200                    |
|------------------------|-------------------------|-------------------------|-------------------------|-------------------------|-------------------------|-------------------------|
| Section Times          | 1:11.70[5]<br>(0:13.81) | 0:57.89[1]<br>(0:11.08) | 0:46.81[1]<br>(0:11.22) | 0:35.59[1]<br>(0:11.64) | 0:23.95[1]<br>(0:11.43) | 0:12.52[1]<br>(0:12.52) |
| Average Speed [km/h]   | 52.1                    | 65.2                    | 64.4                    | 62.5                    | 62.8                    | 57.7                    |
| Top Speed [km/h]       | 64.6                    | 65.6                    | 65.8                    | 63.6                    | 64.3                    | 61.1                    |
| Avg. Dist. to Rail [m] | 4.8                     | 1.2                     | 2.7                     | 2.1                     | 5.0                     | 6.4                     |
| Avg. Stride Freq. [Hz] | 2.2                     | 2.3                     | 2.3                     | 2.3                     | 2.4                     | 2.3                     |
| Avg. Stride Length [m] | 6.3                     | 7.9                     | 7.8                     | 7.5                     | 7.3                     | 7.0                     |



[ ] Ranking at each section and finish  
-:-:- No data available at this section  
NA No data available

|                                |                            |
|--------------------------------|----------------------------|
| Horse/Jockey Name              | TAKEOVER LAD/Alana Livesey |
| Finish Rank                    | 6                          |
| Fastest Section Time (Section) | 0:11.00 (L1000)            |
| Top Speed [km/h] (Section)     | 66.2 (L1000)               |
| Race State                     | Finished                   |



Thomas Farms Rc Murray Bridge-  
Professional-2026-01-17

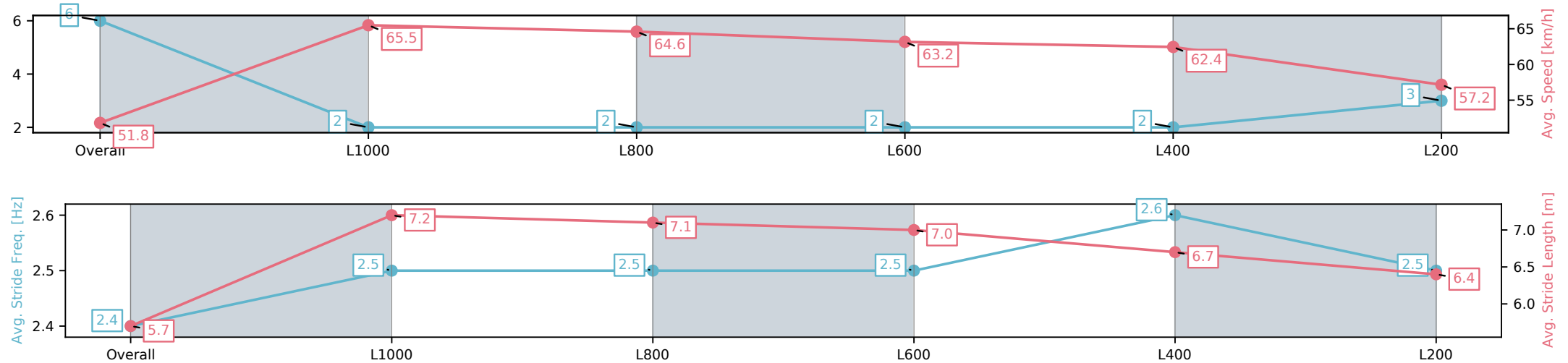
Race 8: Garry March - Life Member Handicap - 1200m

17 January 2026 - 4:03PM

Track Rating: Good 4, Weather: Fine, Rail Position: True



| Section                | Overall                 | L1000                   | L800                    | L600                    | L400                    | L200                    |
|------------------------|-------------------------|-------------------------|-------------------------|-------------------------|-------------------------|-------------------------|
| Section Times          | 1:11.89[6]<br>(0:13.93) | 0:57.96[2]<br>(0:11.00) | 0:46.96[2]<br>(0:11.23) | 0:35.73[2]<br>(0:11.61) | 0:24.12[2]<br>(0:11.51) | 0:12.61[3]<br>(0:12.61) |
| Average Speed [km/h]   | 51.8                    | 65.5                    | 64.6                    | 63.2                    | 62.4                    | 57.2                    |
| Top Speed [km/h]       | 64.7                    | 66.1                    | 66.2                    | 64.7                    | 64.6                    | 59.8                    |
| Avg. Dist. to Rail [m] | 7.4                     | 3.3                     | 4.0                     | 3.8                     | 6.7                     | 8.2                     |
| Avg. Stride Freq. [Hz] | 2.4                     | 2.5                     | 2.5                     | 2.5                     | 2.6                     | 2.5                     |
| Avg. Stride Length [m] | 5.7                     | 7.2                     | 7.1                     | 7.0                     | 6.7                     | 6.4                     |



|                                |                          |
|--------------------------------|--------------------------|
| Horse/Jockey Name              | GIN RUMMY/Connor Murtagh |
| Finish Rank                    | 7                        |
| Fastest Section Time (Section) | 0:11.23 (L1000)          |
| Top Speed [km/h] (Section)     | 66.0 (L800)              |
| Race State                     | Finished                 |



Thomas Farms Rc Murray Bridge-  
Professional-2026-01-17

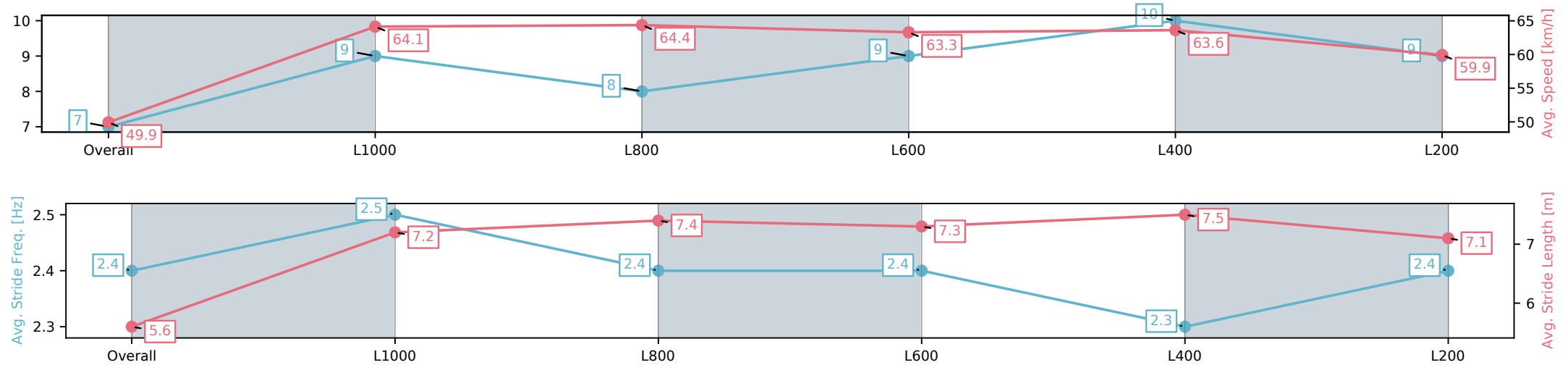
Race 8: Garry March - Life Member Handicap - 1200m

17 January 2026 - 4:03PM

Track Rating: Good 4, Weather: Fine, Rail Position: True



| Section                | Overall                 | L1000                   | L800                    | L600                    | L400                     | L200                    |
|------------------------|-------------------------|-------------------------|-------------------------|-------------------------|--------------------------|-------------------------|
| Section Times          | 1:11.90[7]<br>(0:14.47) | 0:57.43[9]<br>(0:11.23) | 0:46.20[8]<br>(0:11.32) | 0:34.88[9]<br>(0:11.53) | 0:23.35[10]<br>(0:11.34) | 0:12.01[9]<br>(0:12.01) |
| Average Speed [km/h]   | 49.9                    | 64.1                    | 64.4                    | 63.3                    | 63.6                     | 59.9                    |
| Top Speed [km/h]       | 63.8                    | 65.1                    | 65.6                    | 66.0                    | 65.4                     | 61.9                    |
| Avg. Dist. to Rail [m] | 7.6                     | 4.0                     | 5.0                     | 3.8                     | 7.8                      | 10.5                    |
| Avg. Stride Freq. [Hz] | 2.4                     | 2.5                     | 2.4                     | 2.4                     | 2.3                      | 2.4                     |
| Avg. Stride Length [m] | 5.6                     | 7.2                     | 7.4                     | 7.3                     | 7.5                      | 7.1                     |



[ ] Ranking at each section and finish  
-:-:- No data available at this section  
NA No data available



|                                |                            |
|--------------------------------|----------------------------|
| Horse/Jockey Name              | ANAHORISH/Taylor Johnstone |
| Finish Rank                    | 8                          |
| Fastest Section Time (Section) | 0:11.13 (L1000)            |
| Top Speed [km/h] (Section)     | 66.1 (Overall)             |
| Race State                     | Finished                   |



Thomas Farms Rc Murray Bridge-  
Professional-2026-01-17

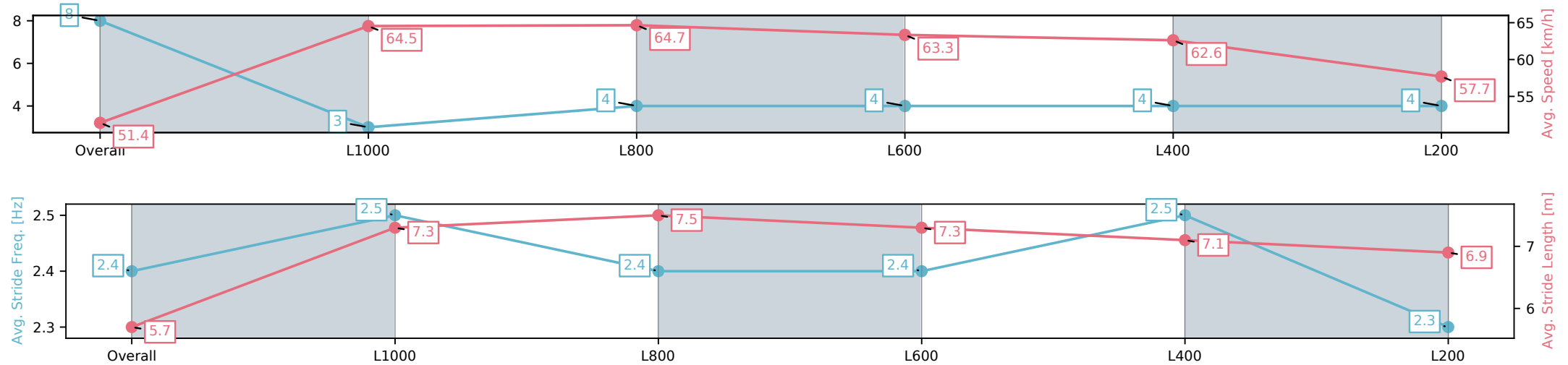
Race 8: Garry March - Life Member Handicap - 1200m

17 January 2026 - 4:03PM

Track Rating: Good 4, Weather: Fine, Rail Position: True



| Section                | Overall                 | L1000                   | L800                    | L600                    | L400                    | L200                    |
|------------------------|-------------------------|-------------------------|-------------------------|-------------------------|-------------------------|-------------------------|
| Section Times          | 1:11.95[8]<br>(0:14.04) | 0:57.91[3]<br>(0:11.13) | 0:46.78[4]<br>(0:11.27) | 0:35.51[4]<br>(0:11.51) | 0:24.00[4]<br>(0:11.47) | 0:12.53[4]<br>(0:12.53) |
| Average Speed [km/h]   | 51.4                    | 64.5                    | 64.7                    | 63.3                    | 62.6                    | 57.7                    |
| Top Speed [km/h]       | 64.0                    | 66.1                    | 65.8                    | 64.1                    | 63.3                    | 60.1                    |
| Avg. Dist. to Rail [m] | 4.1                     | 2.4                     | 3.7                     | 3.2                     | 7.1                     | 8.7                     |
| Avg. Stride Freq. [Hz] | 2.4                     | 2.5                     | 2.4                     | 2.4                     | 2.5                     | 2.3                     |
| Avg. Stride Length [m] | 5.7                     | 7.3                     | 7.5                     | 7.3                     | 7.1                     | 6.9                     |



[ ] Ranking at each section and finish  
-:-:- No data available at this section  
NA No data available

|                                |                                |
|--------------------------------|--------------------------------|
| Horse/Jockey Name              | HASTA LA CHILLY/Teagan Voorham |
| Finish Rank                    | 9                              |
| Fastest Section Time (Section) | 0:10.97 (L1000)                |
| Top Speed [km/h] (Section)     | 67.5 (Overall)                 |
| Race State                     | Finished                       |



Thomas Farms Rc Murray Bridge-  
Professional-2026-01-17

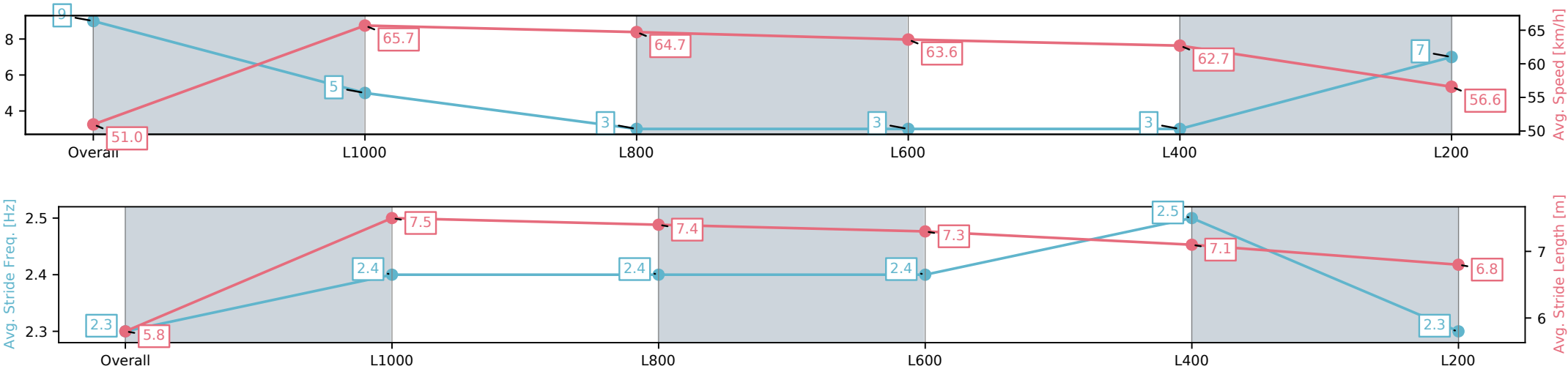
Race 8: Garry March - Life Member Handicap - 1200m

17 January 2026 - 4:03PM

Track Rating: Good 4, Weather: Fine, Rail Position: True



| Section                | Overall                 | L1000                   | L800                    | L600                    | L400                    | L200                    |
|------------------------|-------------------------|-------------------------|-------------------------|-------------------------|-------------------------|-------------------------|
| Section Times          | 1:12.13[9]<br>(0:14.16) | 0:57.97[5]<br>(0:10.97) | 0:47.00[3]<br>(0:11.24) | 0:35.76[3]<br>(0:11.56) | 0:24.20[3]<br>(0:11.52) | 0:12.68[7]<br>(0:12.68) |
| Average Speed [km/h]   | 51.0                    | 65.7                    | 64.7                    | 63.6                    | 62.7                    | 56.6                    |
| Top Speed [km/h]       | 64.9                    | 67.5                    | 67.4                    | 65.2                    | 64.9                    | 61.6                    |
| Avg. Dist. to Rail [m] | 8.6                     | 3.4                     | 4.6                     | 4.9                     | 7.6                     | 7.1                     |
| Avg. Stride Freq. [Hz] | 2.3                     | 2.4                     | 2.4                     | 2.4                     | 2.5                     | 2.3                     |
| Avg. Stride Length [m] | 5.8                     | 7.5                     | 7.4                     | 7.3                     | 7.1                     | 6.8                     |



[ ] Ranking at each section and finish  
-:-:- No data available at this section  
NA No data available

|                                |                           |
|--------------------------------|---------------------------|
| Horse/Jockey Name              | SETHACCHIO/Kayla Crowther |
| Finish Rank                    | 10                        |
| Fastest Section Time (Section) | 0:11.27 (L1000)           |
| Top Speed [km/h] (Section)     | 65.2 (L800)               |
| Race State                     | Finished                  |



Thomas Farms Rc Murray Bridge-  
Professional-2026-01-17

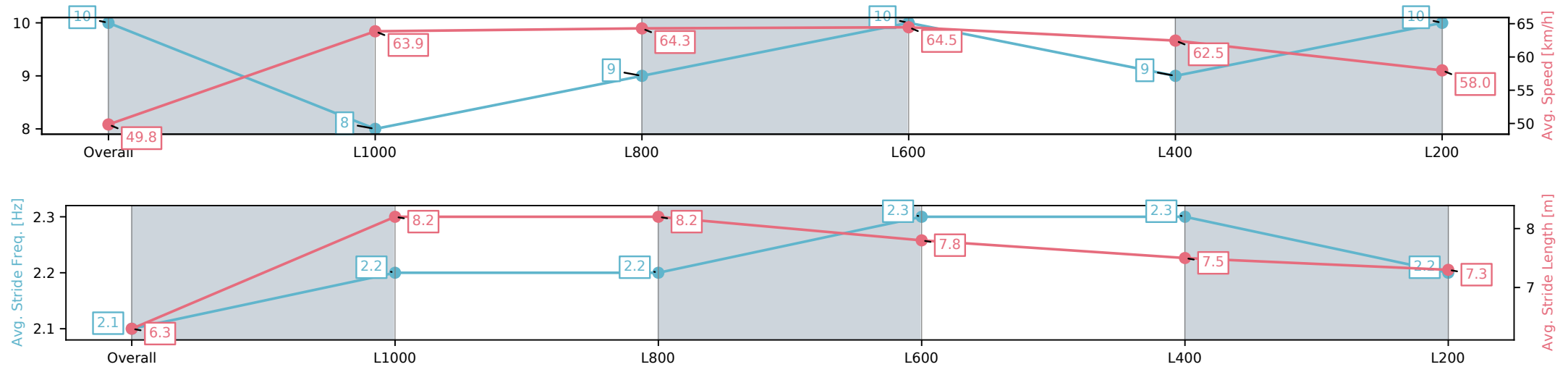
Race 8: Garry March - Life Member Handicap - 1200m

17 January 2026 - 4:03PM

Track Rating: Good 4, Weather: Fine, Rail Position: True



| Section                | Overall                  | L1000                   | L800                    | L600                     | L400                    | L200                     |
|------------------------|--------------------------|-------------------------|-------------------------|--------------------------|-------------------------|--------------------------|
| Section Times          | 1:12.46[10]<br>(0:14.46) | 0:58.00[8]<br>(0:11.27) | 0:46.73[9]<br>(0:11.36) | 0:35.37[10]<br>(0:11.45) | 0:23.92[9]<br>(0:11.51) | 0:12.41[10]<br>(0:12.41) |
| Average Speed [km/h]   | 49.8                     | 63.9                    | 64.3                    | 64.5                     | 62.5                    | 58.0                     |
| Top Speed [km/h]       | 63.8                     | 64.6                    | 64.9                    | 65.2                     | 64.3                    | 60.6                     |
| Avg. Dist. to Rail [m] | 5.1                      | 4.0                     | 5.2                     | 5.6                      | 9.9                     | 11.3                     |
| Avg. Stride Freq. [Hz] | 2.1                      | 2.2                     | 2.2                     | 2.3                      | 2.3                     | 2.2                      |
| Avg. Stride Length [m] | 6.3                      | 8.2                     | 8.2                     | 7.8                      | 7.5                     | 7.3                      |



[ ] Ranking at each section and finish  
-:-:- No data available at this section  
NA No data available