



Thomas Farms Rc Murray Bridge-Professional-2026-01-17

Race 7: Kym Thomas - Life Member Handicap - 1200m

17 January 2026 - 3:28PM

Track Rating: Good 4, Weather: Fine, Rail Position: True



Section

Field Times

Overall

1:10.56

(0:13.60)

L1000

0:56.96

(0:11.08)

L800

0:45.88

(0:11.07)

L600

0:34.81

(0:11.18)

L400

0:23.63

(0:11.35)

L200

0:12.28

(0:12.28)

Position	#	Horse/Jockey	Barrier	Top Speed [km/h]	Fastest Section	First 400m	Overall	L1000	L800	L600	L400	L200	Margin	Distance Travelled From Winner [m]
1	9	MAJOR RUMBLE	4	68.1	0:10.99	0:25.39	1:10.56	0:56.31 [6]	0:45.17 [5]	0:33.98 [5]	0:22.92 [5]	0:11.93 [3]	1:10.56	
		Kayla Crowther		800-600	400-200		(0:14.25)	(0:11.14)	(0:11.19)	(0:11.06)	(0:10.99)	(0:11.93)		
2	3	STREETCAR APOLLO	2	67.2	0:11.06	0:24.79	1:10.58	0:56.88 [2]	0:45.79 [2]	0:34.73 [2]	0:23.65 [1]	0:12.30 [1]	0.11L	-1
		Jake Toeroek		800-600	800-600		(0:13.70)	(0:11.09)	(0:11.06)	(0:11.08)	(0:11.35)	(0:12.30)		
3	2	RONNY BEE	8	67.5	0:10.93	0:25.76	1:10.64	0:56.32 [7]	0:44.88 [8]	0:33.56 [8]	0:22.53 [7]	0:11.60 [5]	0.49L	+0
		Campbell Rawiller		800-600	400-200		(0:14.32)	(0:11.44)	(0:11.32)	(0:11.03)	(0:10.93)	(0:11.60)		
4	4	ANNIHILATE	3	66.3	0:11.08	0:25.06	1:11.02	0:57.04 [4]	0:45.96 [4]	0:34.79 [3]	0:23.64 [3]	0:12.29 [4]	2.91L	-3
		Matthew Chadwick		800-600	1000-800		(0:13.98)	(0:11.08)	(0:11.17)	(0:11.15)	(0:11.35)	(0:12.28)		
5	11	ALL SHOT	6	67.1	0:11.12	0:25.46	1:11.03	0:56.87 [5]	0:45.57 [6]	0:34.25 [6]	0:23.13 [6]	0:11.89 [7]	2.96L	-1
		Andrew Stead		600-400	600-400		(0:14.16)	(0:11.30)	(0:11.32)	(0:11.12)	(0:11.24)	(0:11.89)		
6	5	PANTOJA	1	67.5	0:11.08	0:24.67	1:11.10	0:57.51 [1]	0:46.43 [1]	0:35.35 [1]	0:24.15 [2]	0:12.58 [2]	3.41L	-2
		Todd Pannell		800-600	1000-800		(0:13.59)	(0:11.08)	(0:11.08)	(0:11.20)	(0:11.56)	(0:12.57)		
7	8	ROB THE BANK	9	66.1	0:11.08	0:25.02	1:11.53	0:57.59 [3]	0:46.51 [3]	0:35.28 [4]	0:23.99 [4]	0:12.43 [6]	6.11L	-2
		Connor Murtagh		800-600	1000-800		(0:13.94)	(0:11.08)	(0:11.23)	(0:11.28)	(0:11.56)	(0:12.43)		
8	10	DEFICIT	5	65.7	0:11.24	0:25.69	1:11.72	0:57.27 [8]	0:46.03 [7]	0:34.79 [7]	0:23.37 [8]	0:12.09 [8]	7.26L	-3
		Alana Livesey		600-400	1000-800		(0:14.45)	(0:11.24)	(0:11.24)	(0:11.42)	(0:11.28)	(0:12.09)		
9	12	RUE BUNGAN	7	67.3	0:11.24	0:25.93	1:12.01	0:57.55 [9]	0:46.08 [9]	0:34.80 [9]	0:23.56 [9]	0:12.28 [9]	9.06L	+0
		Brooke King		800-600	600-400		(0:14.46)	(0:11.47)	(0:11.28)	(0:11.24)	(0:11.28)	(0:12.28)		

Scratched: Santastico (#1), Outpost (#6), Purfect Line (#7)

Horse/Jockey Name	MAJOR RUMBLE/Kayla Crowther
Finish Rank	1
Fastest Section Time (Section)	0:10.99 (L400)
Top Speed [km/h] (Section)	68.1 (L800)
Race State	Finished



Thomas Farms Rc Murray Bridge-
Professional-2026-01-17

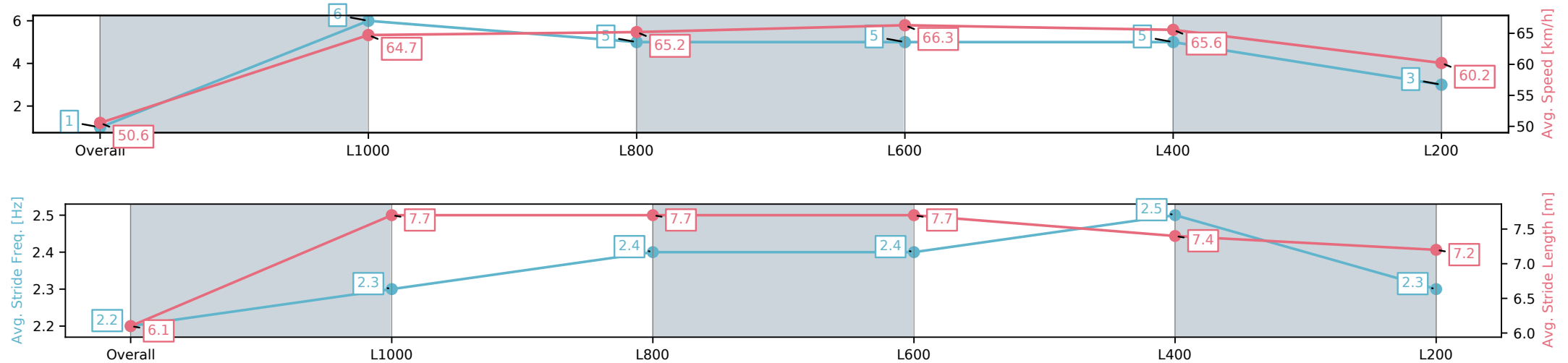
Race 7: Kym Thomas - Life Member Handicap - 1200m

17 January 2026 - 3:28PM

Track Rating: Good 4, Weather: Fine, Rail Position: True



Section	Overall	L1000	L800	L600	L400	L200
Section Times	1:10.56[1] (0:14.25)	0:56.31[6] (0:11.14)	0:45.17[5] (0:11.19)	0:33.98[5] (0:11.06)	0:22.92[5] (0:10.99)	0:11.93[3] (0:11.93)
Average Speed [km/h]	50.6	64.7	65.2	66.3	65.6	60.2
Top Speed [km/h]	65.1	65.7	66.5	68.1	67.0	63.7
Avg. Dist. to Rail [m]	3.5	1.1	3.8	5.0	9.2	9.5
Avg. Stride Freq. [Hz]	2.2	2.3	2.4	2.4	2.5	2.3
Avg. Stride Length [m]	6.1	7.7	7.7	7.7	7.4	7.2



[] Ranking at each section and finish
-:-:- No data available at this section
NA No data available

Horse/Jockey Name	STREETCAR APOLLO/Jake Toeroek
Finish Rank	2
Fastest Section Time (Section)	0:11.06 (L800)
Top Speed [km/h] (Section)	67.2 (L800)
Race State	Finished



Thomas Farms Rc Murray Bridge-
Professional-2026-01-17

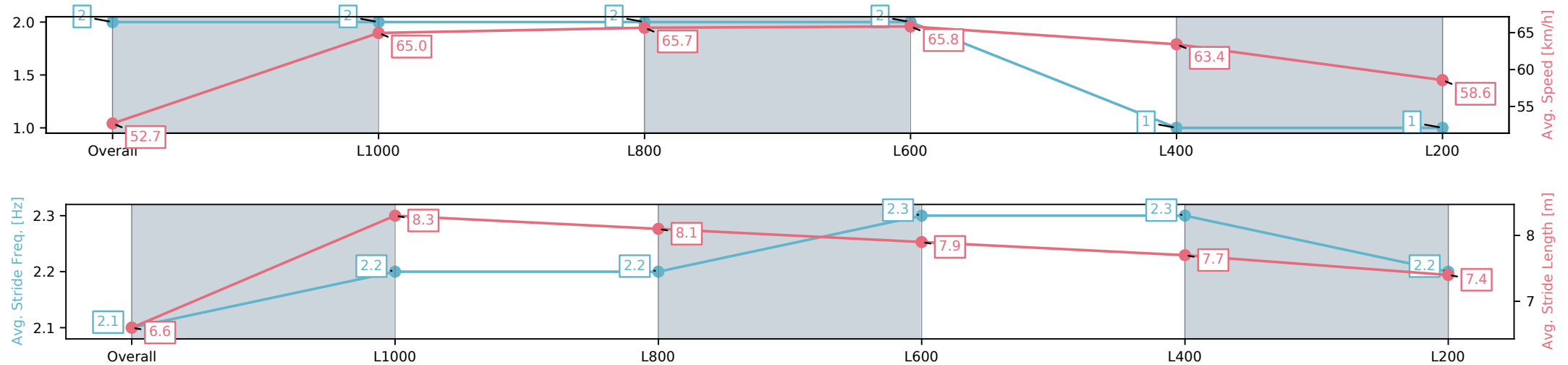
Race 7: Kym Thomas - Life Member Handicap - 1200m

17 January 2026 - 3:28PM

Track Rating: Good 4, Weather: Fine, Rail Position: True



Section	Overall	L1000	L800	L600	L400	L200
Section Times	1:10.58[2] (0:13.70)	0:56.88[2] (0:11.09)	0:45.79[2] (0:11.06)	0:34.73[2] (0:11.08)	0:23.65[1] (0:11.35)	0:12.30[1] (0:12.30)
Average Speed [km/h]	52.7	65.0	65.7	65.8	63.4	58.6
Top Speed [km/h]	65.5	65.6	66.9	67.2	65.0	60.8
Avg. Dist. to Rail [m]	2.1	1.5	3.7	2.9	5.9	7.8
Avg. Stride Freq. [Hz]	2.1	2.2	2.2	2.3	2.3	2.2
Avg. Stride Length [m]	6.6	8.3	8.1	7.9	7.7	7.4



[] Ranking at each section and finish
-:-:- No data available at this section
NA No data available

Horse/Jockey Name	RONNY BEE/Campbell Rawiller
Finish Rank	3
Fastest Section Time (Section)	0:10.93 (L400)
Top Speed [km/h] (Section)	67.5 (L800)
Race State	Finished



Thomas Farms Rc Murray Bridge-
Professional-2026-01-17

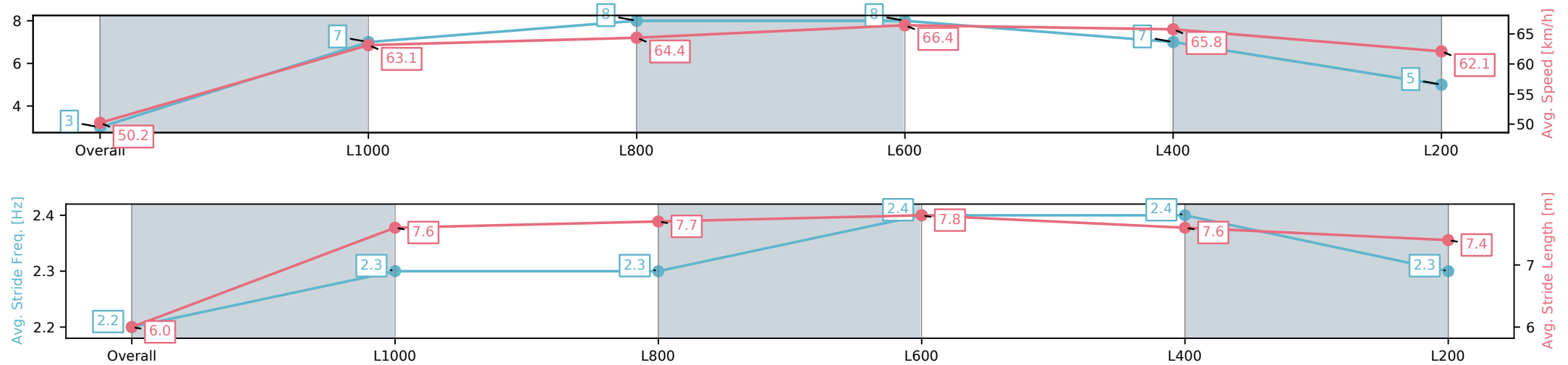
Race 7: Kym Thomas - Life Member Handicap - 1200m

17 January 2026 - 3:28PM

Track Rating: Good 4, Weather: Fine, Rail Position: True



Section	Overall	L1000	L800	L600	L400	L200
Section Times	1:10.64[3] (0:14.32)	0:56.32[7] (0:11.44)	0:44.88[8] (0:11.32)	0:33.56[8] (0:11.03)	0:22.53[7] (0:10.93)	0:11.60[5] (0:11.60)
Average Speed [km/h]	50.2	63.1	64.4	66.4	65.8	62.1
Top Speed [km/h]	62.3	64.9	65.4	67.5	67.2	64.8
Avg. Dist. to Rail [m]	5.6	2.3	4.7	4.3	11.7	12.9
Avg. Stride Freq. [Hz]	2.2	2.3	2.3	2.4	2.4	2.3
Avg. Stride Length [m]	6.0	7.6	7.7	7.8	7.6	7.4



[] Ranking at each section and finish
-:-:- No data available at this section
NA No data available

Horse/Jockey Name	ANNIHILATE/Matthew Chadwick
Finish Rank	4
Fastest Section Time (Section)	0:11.08 (L1000)
Top Speed [km/h] (Section)	66.3 (L800)
Race State	Finished



Thomas Farms Rc Murray Bridge-
Professional-2026-01-17

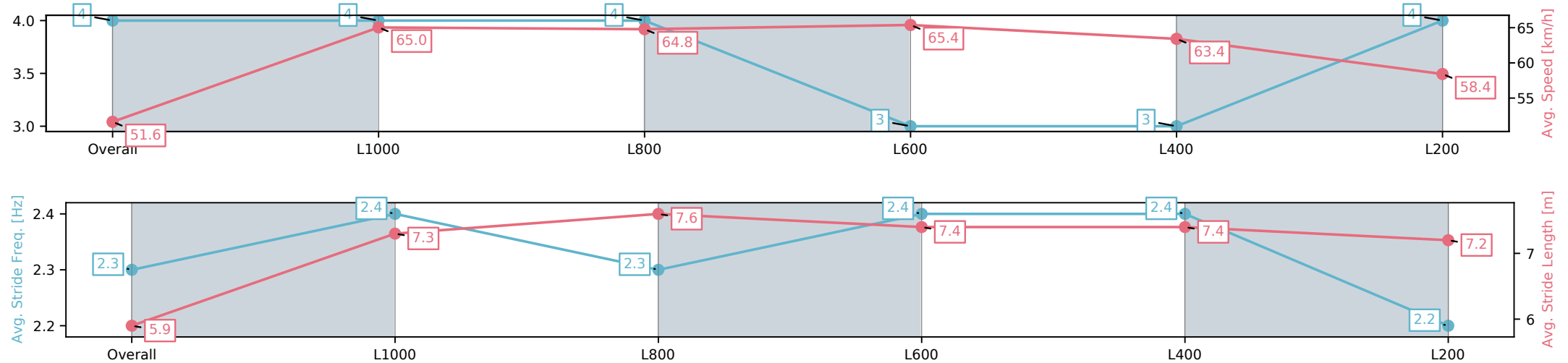
Race 7: Kym Thomas - Life Member Handicap - 1200m

17 January 2026 - 3:28PM

Track Rating: Good 4, Weather: Fine, Rail Position: True



Section	Overall	L1000	L800	L600	L400	L200
Section Times	1:11.02[4] (0:13.98)	0:57.04[4] (0:11.08)	0:45.96[4] (0:11.17)	0:34.79[3] (0:11.15)	0:23.64[3] (0:11.35)	0:12.29[4] (0:12.28)
Average Speed [km/h]	51.6	65.0	64.8	65.4	63.4	58.4
Top Speed [km/h]	64.7	65.5	65.6	66.3	64.0	61.5
Avg. Dist. to Rail [m]	2.5	0.7	2.8	2.2	5.3	7.4
Avg. Stride Freq. [Hz]	2.3	2.4	2.3	2.4	2.4	2.2
Avg. Stride Length [m]	5.9	7.3	7.6	7.4	7.4	7.2



[] Ranking at each section and finish
-:-:- No data available at this section
NA No data available

Horse/Jockey Name	ALL SHOT/Andrew Stead
Finish Rank	5
Fastest Section Time (Section)	0:11.12 (L600)
Top Speed [km/h] (Section)	67.1 (L600)
Race State	Finished



Thomas Farms Rc Murray Bridge-
Professional-2026-01-17

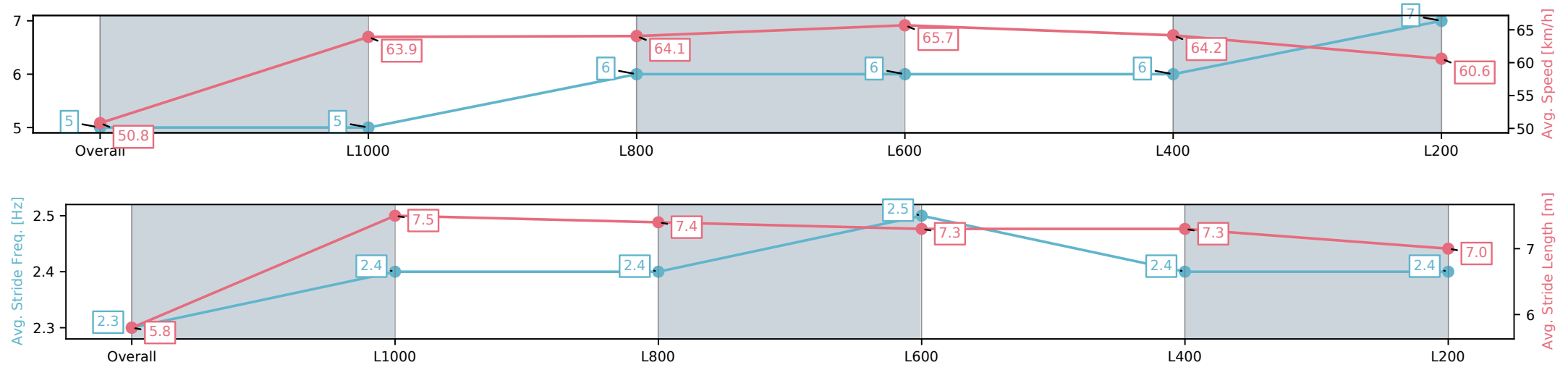
Race 7: Kym Thomas - Life Member Handicap - 1200m

17 January 2026 - 3:28PM

Track Rating: Good 4, Weather: Fine, Rail Position: True



Section	Overall	L1000	L800	L600	L400	L200
Section Times	1:11.03[5] (0:14.16)	0:56.87[5] (0:11.30)	0:45.57[6] (0:11.32)	0:34.25[6] (0:11.12)	0:23.13[6] (0:11.24)	0:11.89[7] (0:11.89)
Average Speed [km/h]	50.8	63.9	64.1	65.7	64.2	60.6
Top Speed [km/h]	63.2	64.5	64.8	66.6	67.1	63.6
Avg. Dist. to Rail [m]	4.3	1.3	3.9	3.5	9.5	10.8
Avg. Stride Freq. [Hz]	2.3	2.4	2.4	2.5	2.4	2.4
Avg. Stride Length [m]	5.8	7.5	7.4	7.3	7.3	7.0



[] Ranking at each section and finish
-:-:- No data available at this section
NA No data available

Horse/Jockey Name	PANTOJA/Todd Pannell
Finish Rank	6
Fastest Section Time (Section)	0:11.08 (L1000)
Top Speed [km/h] (Section)	67.5 (L800)
Race State	Finished



Thomas Farms Rc Murray Bridge-
Professional-2026-01-17

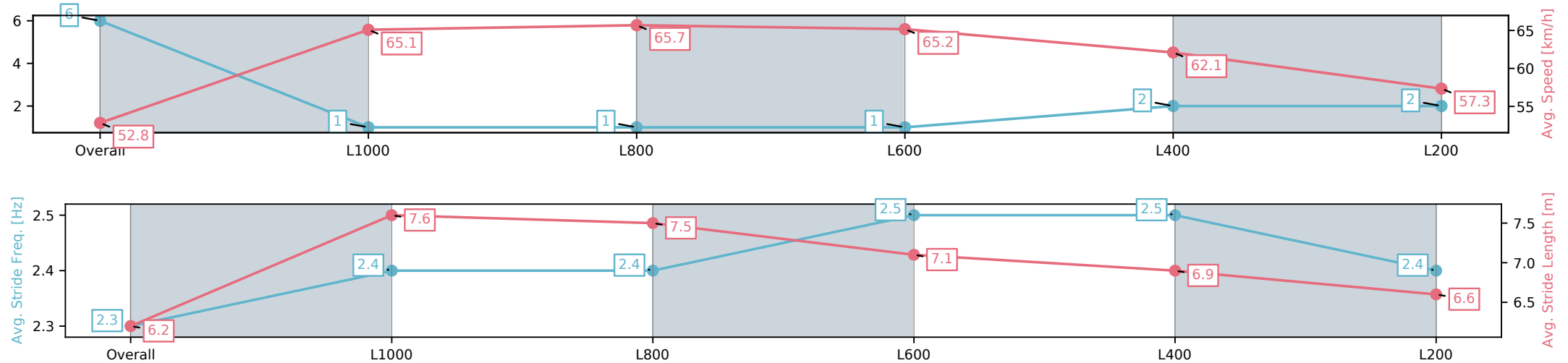
Race 7: Kym Thomas - Life Member Handicap - 1200m

17 January 2026 - 3:28PM

Track Rating: Good 4, Weather: Fine, Rail Position: True



Section	Overall	L1000	L800	L600	L400	L200
Section Times	1:11.10[6] (0:13.59)	0:57.51[1] (0:11.08)	0:46.43[1] (0:11.08)	0:35.35[1] (0:11.20)	0:24.15[2] (0:11.56)	0:12.58[2] (0:12.57)
Average Speed [km/h]	52.8	65.1	65.7	65.2	62.1	57.3
Top Speed [km/h]	65.4	66.2	66.4	67.5	64.1	59.9
Avg. Dist. to Rail [m]	0.6	0.6	2.9	3.5	5.8	7.5
Avg. Stride Freq. [Hz]	2.3	2.4	2.4	2.5	2.5	2.4
Avg. Stride Length [m]	6.2	7.6	7.5	7.1	6.9	6.6



[] Ranking at each section and finish
-:-:- No data available at this section
NA No data available

Horse/Jockey Name	ROB THE BANK/Connor Murtagh
Finish Rank	7
Fastest Section Time (Section)	0:11.08 (L1000)
Top Speed [km/h] (Section)	66.1 (L800)
Race State	Finished



Thomas Farms Rc Murray Bridge-
Professional-2026-01-17

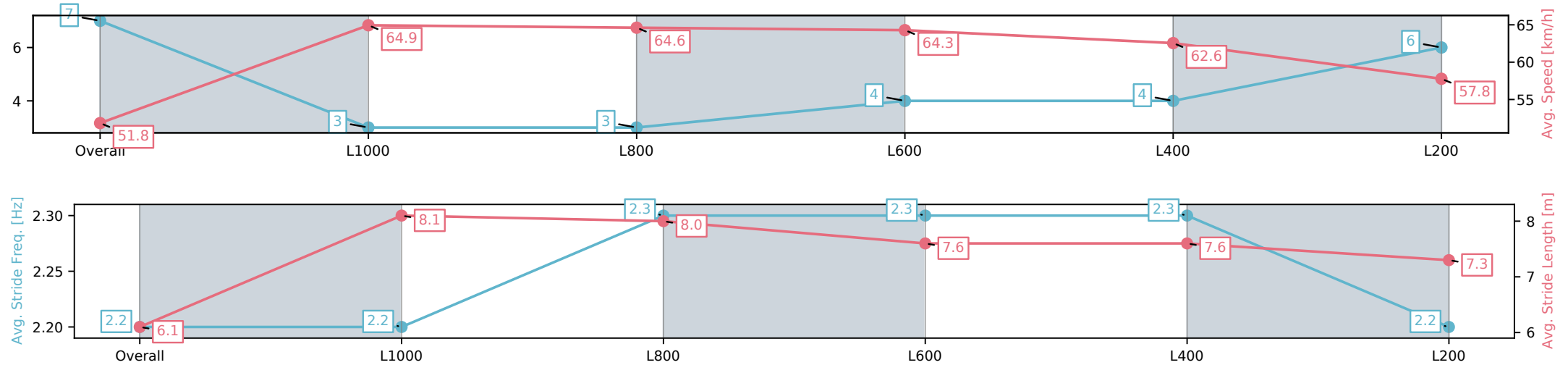
Race 7: Kym Thomas - Life Member Handicap - 1200m

17 January 2026 - 3:28PM

Track Rating: Good 4, Weather: Fine, Rail Position: True



Section	Overall	L1000	L800	L600	L400	L200
Section Times	1:11.53[7] (0:13.94)	0:57.59[3] (0:11.08)	0:46.51[3] (0:11.23)	0:35.28[4] (0:11.28)	0:23.99[4] (0:11.56)	0:12.43[6] (0:12.43)
Average Speed [km/h]	51.8	64.9	64.6	64.3	62.6	57.8
Top Speed [km/h]	64.5	65.5	65.6	66.1	64.0	60.1
Avg. Dist. to Rail [m]	6.5	1.0	2.8	2.8	5.5	5.9
Avg. Stride Freq. [Hz]	2.2	2.2	2.3	2.3	2.3	2.2
Avg. Stride Length [m]	6.1	8.1	8.0	7.6	7.6	7.3



[] Ranking at each section and finish
-:-:- No data available at this section
NA No data available

Horse/Jockey Name	DEFICIT/Alana Livesey
Finish Rank	8
Fastest Section Time (Section)	0:11.24 (L1000)
Top Speed [km/h] (Section)	65.7 (L600)
Race State	Finished



Thomas Farms Rc Murray Bridge-
Professional-2026-01-17

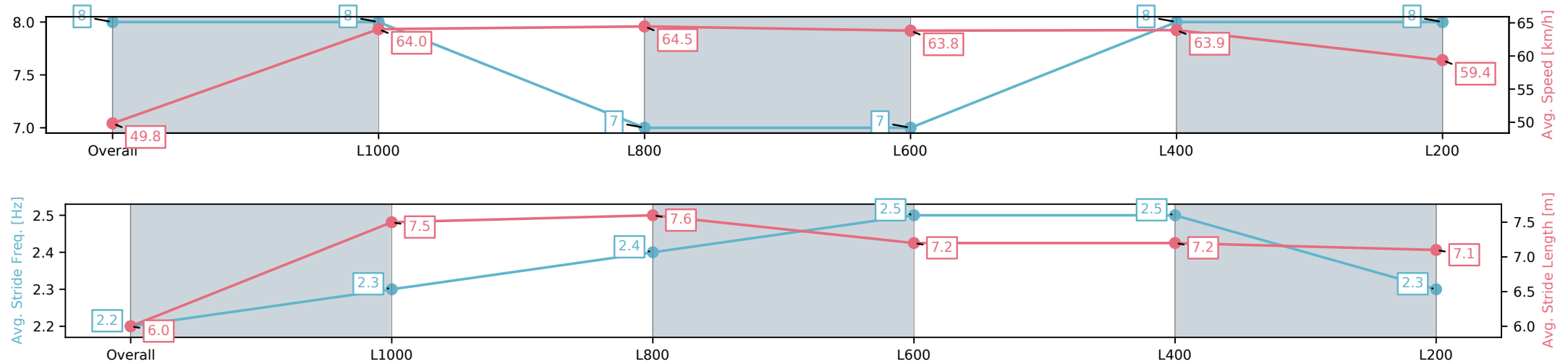
Race 7: Kym Thomas - Life Member Handicap - 1200m

17 January 2026 - 3:28PM

Track Rating: Good 4, Weather: Fine, Rail Position: True



Section	Overall	L1000	L800	L600	L400	L200
Section Times	1:11.72[8] (0:14.45)	0:57.27[8] (0:11.24)	0:46.03[7] (0:11.24)	0:34.79[7] (0:11.42)	0:23.37[8] (0:11.28)	0:12.09[8] (0:12.09)
Average Speed [km/h]	49.8	64.0	64.5	63.8	63.9	59.4
Top Speed [km/h]	64.6	65.5	65.4	64.9	65.7	62.8
Avg. Dist. to Rail [m]	4.3	1.2	3.1	2.8	5.8	5.8
Avg. Stride Freq. [Hz]	2.2	2.3	2.4	2.5	2.5	2.3
Avg. Stride Length [m]	6.0	7.5	7.6	7.2	7.2	7.1



[] Ranking at each section and finish
-:-:- No data available at this section
NA No data available

Horse/Jockey Name	RUE BUNGAN/Brooke King
Finish Rank	9
Fastest Section Time (Section)	0:11.24 (L600)
Top Speed [km/h] (Section)	67.3 (L800)
Race State	Finished



Thomas Farms Rc Murray Bridge-
Professional-2026-01-17

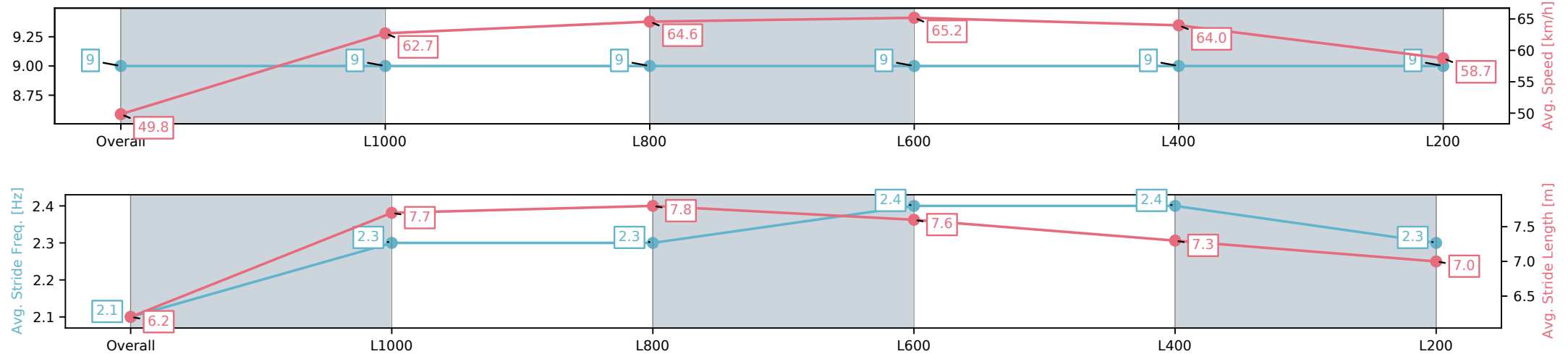
Race 7: Kym Thomas - Life Member Handicap - 1200m

17 January 2026 - 3:28PM

Track Rating: Good 4, Weather: Fine, Rail Position: True



Section	Overall	L1000	L800	L600	L400	L200
Section Times	1:12.01[9] (0:14.46)	0:57.55[9] (0:11.47)	0:46.08[9] (0:11.28)	0:34.80[9] (0:11.24)	0:23.56[9] (0:11.28)	0:12.28[9] (0:12.28)
Average Speed [km/h]	49.8	62.7	64.6	65.2	64.0	58.7
Top Speed [km/h]	63.6	64.1	66.2	67.3	65.7	61.6
Avg. Dist. to Rail [m]	5.1	1.5	3.7	5.4	12.2	9.1
Avg. Stride Freq. [Hz]	2.1	2.3	2.3	2.4	2.4	2.3
Avg. Stride Length [m]	6.2	7.7	7.8	7.6	7.3	7.0



[] Ranking at each section and finish
-:-:- No data available at this section
NA No data available