



Thomas Farms Rc Murray Bridge-Professional-2026-01-17

Race 6: Happy Nuptials Sweat & Stocco Handicap - 1400m

17 January 2026 - 2:51PM

Track Rating: Good 4, Weather: Fine, Rail Position: True



Section Field Times

Overall
1:24.35
(0:13.70)

L1200
1:10.65
(0:11.94)

L1000
0:58.71
(0:12.09)

L800
0:46.61
(0:12.06)

L600
0:34.56
(0:11.46)

L400
0:23.10
(0:11.23)

Position	#	Horse/Jockey	Barrier	Top Speed [km/h]	Fastest Section	First 400m	Overall	L1200	L1000	L800	L600	L400	Distance Travelled From Winner [m]
1	3	WORLD'S MY OYSTER	8	65.7	0:11.13	0:26.12	1:24.35	1:09.99 [7]	0:58.23 [6]	0:46.13 [6]	0:34.21 [6]	0:22.59 [7]	
		Jacob Opperman		600-400	400-200		(0:14.36)	(0:11.76)	(0:12.10)	(0:11.92)	(0:11.62)	(0:11.13)	
2	5	THE SPRINKLER	5	65.6	0:11.16	0:26.32	1:24.47	1:10.10 [8]	0:58.15 [7]	0:46.06 [7]	0:34.23 [7]	0:22.71 [6]	-7
		Jake Toeroek		600-400	400-200		(0:14.37)	(0:11.95)	(0:12.09)	(0:11.83)	(0:11.52)	(0:11.16)	
3	4	HEADPHONES	6	65.4	0:11.19	0:26.06	1:24.54	1:10.56 [3]	0:58.48 [5]	0:46.44 [5]	0:34.44 [5]	0:22.95 [3]	-3
		Jason Holder		600-400	400-200		(0:13.98)	(0:12.08)	(0:12.04)	(0:12.00)	(0:11.49)	(0:11.19)	
4	1	WILLYBEAFCTOR	9	65.2	0:11.32	0:25.77	1:24.59	1:10.84 [2]	0:58.82 [2]	0:46.79 [2]	0:34.80 [1]	0:23.31 [2]	-3
		Matthew Chadwick		600-400	400-200		(0:13.75)	(0:12.02)	(0:12.03)	(0:11.99)	(0:11.49)	(0:11.32)	
5	9	ZARKANA	7	66.3	0:11.07	0:26.36	1:24.68	1:10.27 [9]	0:58.32 [9]	0:46.16 [9]	0:34.29 [9]	0:22.81 [9]	+2
		Kayla Crowther		800-600	400-200		(0:14.41)	(0:11.95)	(0:12.16)	(0:11.87)	(0:11.48)	(0:11.07)	
6	8	EVERLASTING KISS	1	65.4	0:11.24	0:25.92	1:24.70	1:10.70 [4]	0:58.78 [4]	0:46.65 [4]	0:34.68 [4]	0:23.08 [5]	-6
		Alana Livesey		600-400	400-200		(0:14.00)	(0:11.92)	(0:12.13)	(0:11.97)	(0:11.60)	(0:11.24)	
7	2	TEXAN WINDSTORM	2	65.2	0:11.23	0:25.64	1:24.75	1:11.05 [1]	0:59.11 [1]	0:47.02 [1]	0:34.94 [2]	0:23.50 [1]	-5
		Taylor Johnstone		600-400	400-200		(0:13.70)	(0:11.94)	(0:12.09)	(0:12.08)	(0:11.44)	(0:11.23)	
8	10	SADLER'S SONG	3	64.0	0:11.42	0:26.33	1:24.85	1:10.54 [6]	0:58.52 [8]	0:46.35 [8]	0:34.51 [8]	0:23.03 [8]	-3
		Alysha Warren		600-400	400-200		(0:14.31)	(0:12.02)	(0:12.17)	(0:11.84)	(0:11.48)	(0:11.42)	
9	6	THERMODYNAMIC	4	63.7	0:11.46	0:25.88	1:24.95	1:10.76 [5]	0:59.07 [3]	0:47.00 [3]	0:35.04 [3]	0:23.35 [4]	-1
		Campbell Rawiller		600-400	400-200		(0:14.19)	(0:11.69)	(0:12.07)	(0:11.96)	(0:11.69)	(0:11.46)	

Scratched: Cielao (#7)

Report Created: Sat 17 January 2026 15:37:09 GMT+11 (Note: Timing is based on positional data)

Page 1/11

[] Position in running at each section and finish
-:-:- No data available at this section
NA No data available
■ Background shading for fastest section

Saddle cloth number
DNF Did not finish
DNT Did not track

data processed by  TRIPLESDATA



Thomas Farms Rc Murray Bridge-Professional-2026-01-17

Race 6: Happy Nuptials Sweat & Stocco Handicap - 1400m

17 January 2026 - 2:51PM

Track Rating: Good 4, Weather: Fine, Rail Position: True



Section Field Times

L200
0:11.86
(0:11.86)

Position	#	Horse/Jockey	Barrier	Top Speed [km/h]	Fastest Section	First 400m	Margin	Distance Travelled From Winner [m]
1	3	WORLD'S MY OYSTER	8	65.7	0:11.13	0:26.12	0:11.46 [5]	1:24.35
		Jacob Opperman		600-400	400-200		(0:11.46)	
2	5	THE SPRINKLER	5	65.6	0:11.16	0:26.32	0:11.55 [6]	0.76L
		Jake Toeroek		600-400	400-200		(0:11.55)	-7
3	4	HEADPHONES	6	65.4	0:11.19	0:26.06	0:11.76 [3]	1.24L
		Jason Holder		600-400	400-200		(0:11.76)	-3
4	1	WILLYBEAFCTOR	9	65.2	0:11.32	0:25.77	0:11.99 [2]	1.59L
		Matthew Chadwick		600-400	400-200		(0:11.99)	-3
5	9	ZARKANA	7	66.3	0:11.07	0:26.36	0:11.74 [7]	2.14L
		Kayla Crowther		800-600	400-200		(0:11.74)	+2
6	8	EVERLASTING KISS	1	65.4	0:11.24	0:25.92	0:11.84 [4]	2.28L
		Alana Livesey		600-400	400-200		(0:11.84)	-6
7	2	TEXAN WINDSTORM	2	65.2	0:11.23	0:25.64	0:12.27 [1]	2.62L
		Taylor Johnstone		600-400	400-200		(0:12.27)	-5
8	10	SADLER'S SONG	3	64.0	0:11.42	0:26.33	0:11.61 [9]	3.3L
		Alysha Warren		600-400	400-200		(0:11.61)	-3
9	6	THERMODYNAMIC	4	63.7	0:11.46	0:25.88	0:11.89 [8]	3.97L
		Campbell Rawiller		600-400	400-200		(0:11.89)	-1

Scratched: Cielao (#7)

Report Created: Sat 17 January 2026 15:37:10 GMT+11 (Note: Timing is based on positional data)

Page 2/11

[] Position in running at each section and finish
-:-:- No data available at this section
NA No data available
■ Background shading for fastest section

Saddle cloth number
DNF Did not finish
DNT Did not track

data processed by TRIPLESDATA

Horse/Jockey Name	WORLD'S MY OYSTER/Jacob Opperman
Finish Rank	1
Fastest Section Time (Section)	0:11.13 (L400)
Top Speed [km/h] (Section)	65.7 (L600)
Race State	Finished



Thomas Farms Rc Murray Bridge-
Professional-2026-01-17

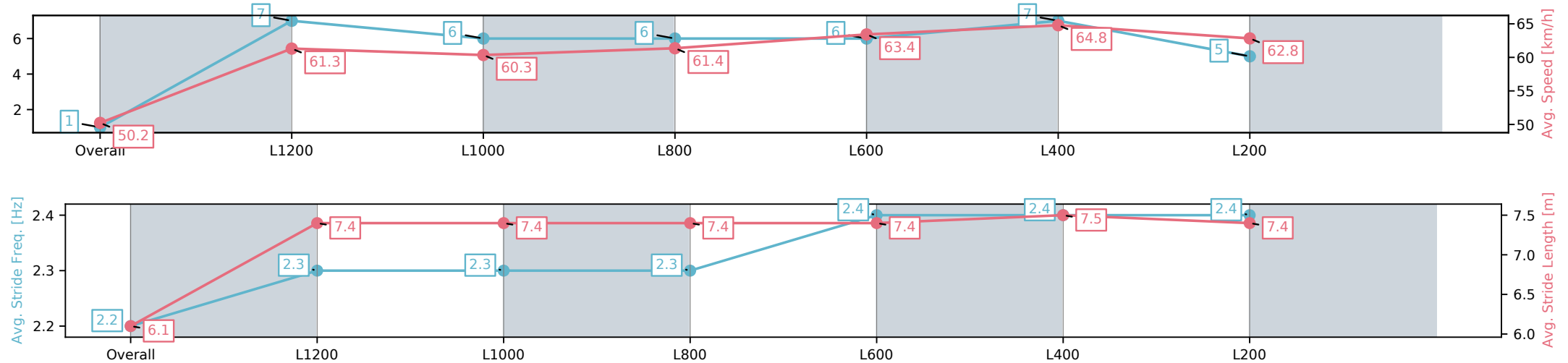
Race 6: Happy Nuptials Sweat & Stocco Handicap - 1400m

17 January 2026 - 2:51PM

Track Rating: Good 4, Weather: Fine, Rail Position: True



Section	Overall	L1200	L1000	L800	L600	L400	L200
Section Times	1:24.35[1] (0:14.36)	1:09.99[7] (0:11.76)	0:58.23[6] (0:12.10)	0:46.13[6] (0:11.92)	0:34.21[6] (0:11.62)	0:22.59[7] (0:11.13)	0:11.46[5] (0:11.46)
Average Speed [km/h]	50.2	61.3	60.3	61.4	63.4	64.8	62.8
Top Speed [km/h]	64.1	63.7	62.7	62.6	65.1	65.7	65.3
Avg. Dist. to Rail [m]	5.0	2.6	2.8	3.5	5.0	10.2	11.7
Avg. Stride Freq. [Hz]	2.2	2.3	2.3	2.3	2.4	2.4	2.4
Avg. Stride Length [m]	6.1	7.4	7.4	7.4	7.4	7.5	7.4



[] Ranking at each section and finish
-:-:- No data available at this section
NA No data available

Horse/Jockey Name	THE SPRINKLER/Jake Toeroek
Finish Rank	2
Fastest Section Time (Section)	0:11.16 (L400)
Top Speed [km/h] (Section)	65.6 (L600)
Race State	Finished



Thomas Farms Rc Murray Bridge-
Professional-2026-01-17

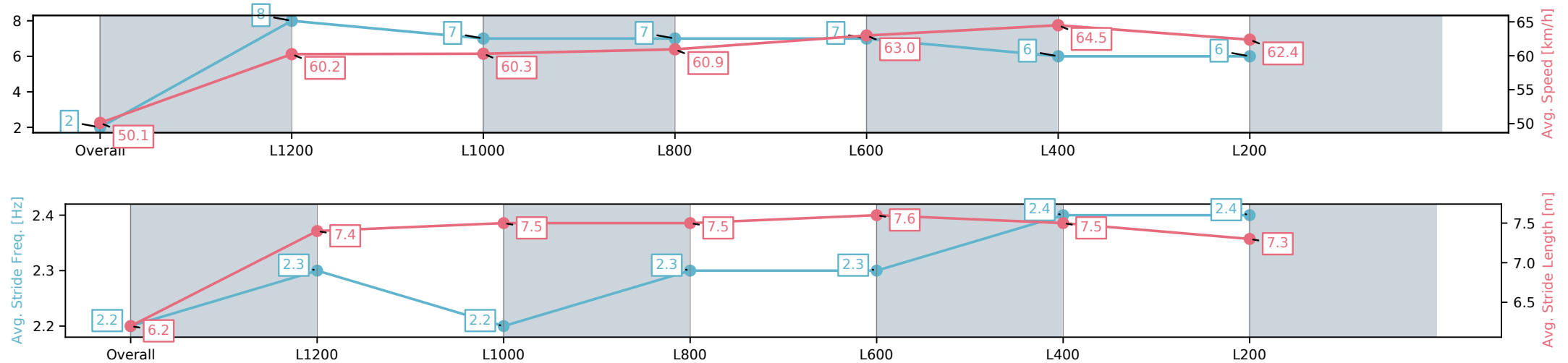
Race 6: Happy Nuptials Sweat & Stocco Handicap - 1400m

17 January 2026 - 2:51PM

Track Rating: Good 4, Weather: Fine, Rail Position: True



Section	Overall	L1200	L1000	L800	L600	L400	L200
Section Times	1:24.47[2] (0:14.37)	1:10.10[8] (0:11.95)	0:58.15[7] (0:12.09)	0:46.06[7] (0:11.83)	0:34.23[7] (0:11.52)	0:22.71[6] (0:11.16)	0:11.55[6] (0:11.55)
Average Speed [km/h]	50.1	60.2	60.3	60.9	63.0	64.5	62.4
Top Speed [km/h]	64.2	63.4	62.1	62.6	65.3	65.6	64.5
Avg. Dist. to Rail [m]	2.8	0.8	1.7	1.0	1.6	6.6	8.8
Avg. Stride Freq. [Hz]	2.2	2.3	2.2	2.3	2.3	2.4	2.4
Avg. Stride Length [m]	6.2	7.4	7.5	7.5	7.6	7.5	7.3



[] Ranking at each section and finish
-:-:- No data available at this section
NA No data available

Horse/Jockey Name	HEADPHONES/Jason Holder
Finish Rank	3
Fastest Section Time (Section)	0:11.19 (L400)
Top Speed [km/h] (Section)	65.4 (L600)
Race State	Finished



Thomas Farms Rc Murray Bridge-
Professional-2026-01-17

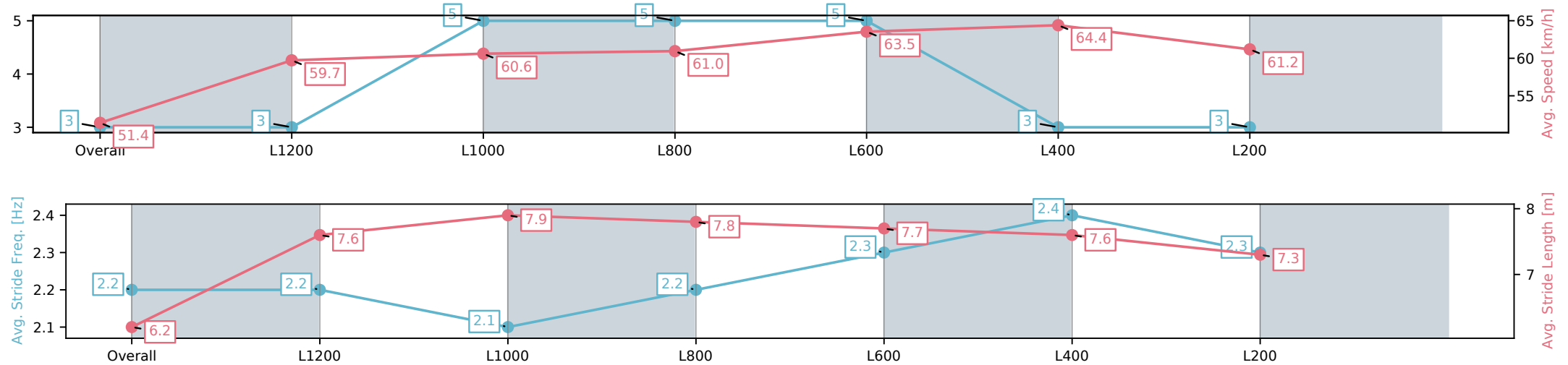
Race 6: Happy Nuptials Sweat & Stocco Handicap - 1400m

17 January 2026 - 2:51PM

Track Rating: Good 4, Weather: Fine, Rail Position: True



Section	Overall	L1200	L1000	L800	L600	L400	L200
Section Times	1:24.54[3] (0:13.98)	1:10.56[3] (0:12.08)	0:58.48[5] (0:12.04)	0:46.44[5] (0:12.00)	0:34.44[5] (0:11.49)	0:22.95[3] (0:11.19)	0:11.76[3] (0:11.76)
Average Speed [km/h]	51.4	59.7	60.6	61.0	63.5	64.4	61.2
Top Speed [km/h]	63.3	60.5	62.0	61.8	64.5	65.4	63.3
Avg. Dist. to Rail [m]	4.2	1.5	2.5	3.2	3.2	5.6	6.0
Avg. Stride Freq. [Hz]	2.2	2.2	2.1	2.2	2.3	2.4	2.3
Avg. Stride Length [m]	6.2	7.6	7.9	7.8	7.7	7.6	7.3



[] Ranking at each section and finish
-:-:- No data available at this section
NA No data available

Horse/Jockey Name	WILLYBEAFCTOR/Matthew Chadwick
Finish Rank	4
Fastest Section Time (Section)	0:11.32 (L400)
Top Speed [km/h] (Section)	65.2 (L600)
Race State	Finished



Thomas Farms Rc Murray Bridge-
Professional-2026-01-17

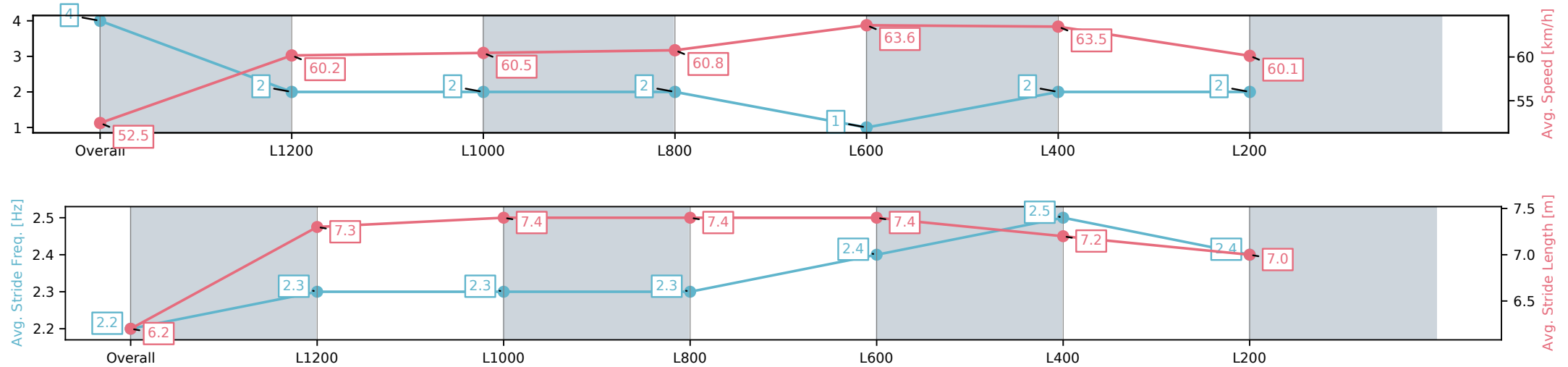
Race 6: Happy Nuptials Sweat & Stocco Handicap - 1400m

17 January 2026 - 2:51PM

Track Rating: Good 4, Weather: Fine, Rail Position: True



Section	Overall	L1200	L1000	L800	L600	L400	L200
Section Times	1:24.59[4] (0:13.75)	1:10.84[2] (0:12.02)	0:58.82[2] (0:12.03)	0:46.79[2] (0:11.99)	0:34.80[1] (0:11.49)	0:23.31[2] (0:11.32)	0:11.99[2] (0:11.99)
Average Speed [km/h]	52.5	60.2	60.5	60.8	63.6	63.5	60.1
Top Speed [km/h]	62.9	61.1	61.5	62.5	64.9	65.2	62.2
Avg. Dist. to Rail [m]	6.5	1.5	2.9	2.6	2.4	3.5	3.9
Avg. Stride Freq. [Hz]	2.2	2.3	2.3	2.3	2.4	2.5	2.4
Avg. Stride Length [m]	6.2	7.3	7.4	7.4	7.4	7.2	7.0



[] Ranking at each section and finish
-:-:- No data available at this section
NA No data available

Horse/Jockey Name	ZARKANA/Kayla Crowther
Finish Rank	5
Fastest Section Time (Section)	0:11.07 (L400)
Top Speed [km/h] (Section)	66.3 (L800)
Race State	Finished



Thomas Farms Rc Murray Bridge-
Professional-2026-01-17

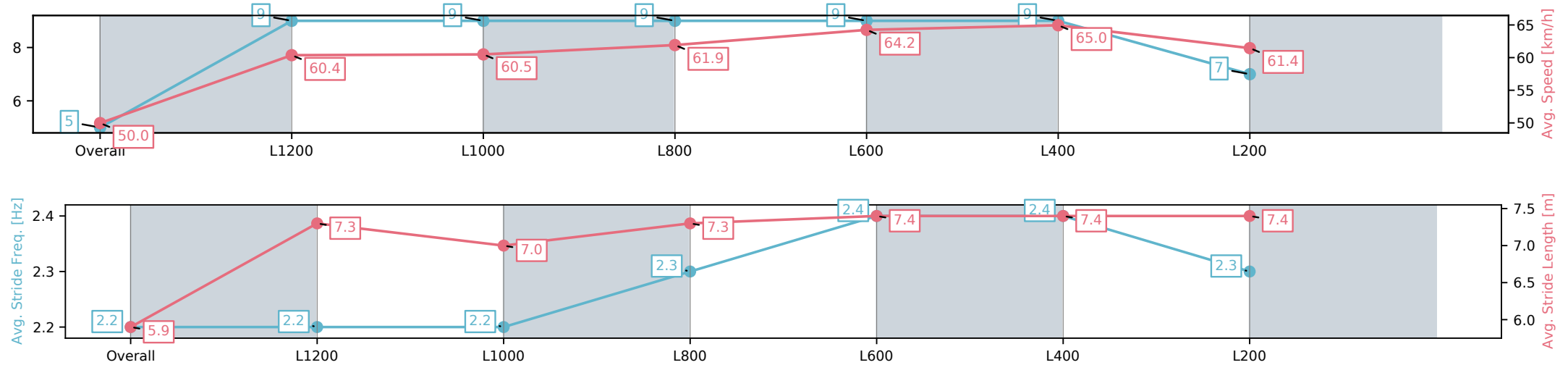
Race 6: Happy Nuptials Sweat & Stocco Handicap - 1400m

17 January 2026 - 2:51PM

Track Rating: Good 4, Weather: Fine, Rail Position: True



Section	Overall	L1200	L1000	L800	L600	L400	L200
Section Times	1:24.68[5] (0:14.41)	1:10.27[9] (0:11.95)	0:58.32[9] (0:12.16)	0:46.16[9] (0:11.87)	0:34.29[9] (0:11.48)	0:22.81[9] (0:11.07)	0:11.74[7] (0:11.74)
Average Speed [km/h]	50.0	60.4	60.5	61.9	64.2	65.0	61.4
Top Speed [km/h]	63.5	63.5	62.4	63.3	66.3	66.2	64.4
Avg. Dist. to Rail [m]	4.4	2.3	4.0	4.5	5.6	10.4	11.6
Avg. Stride Freq. [Hz]	2.2	2.2	2.2	2.3	2.4	2.4	2.3
Avg. Stride Length [m]	5.9	7.3	7.0	7.3	7.4	7.4	7.4



[] Ranking at each section and finish
-:-:- No data available at this section
NA No data available

Horse/Jockey Name	EVERLASTING KISS/Alana Livesey
Finish Rank	6
Fastest Section Time (Section)	0:11.24 (L400)
Top Speed [km/h] (Section)	65.4 (L600)
Race State	Finished



Thomas Farms Rc Murray Bridge-
Professional-2026-01-17

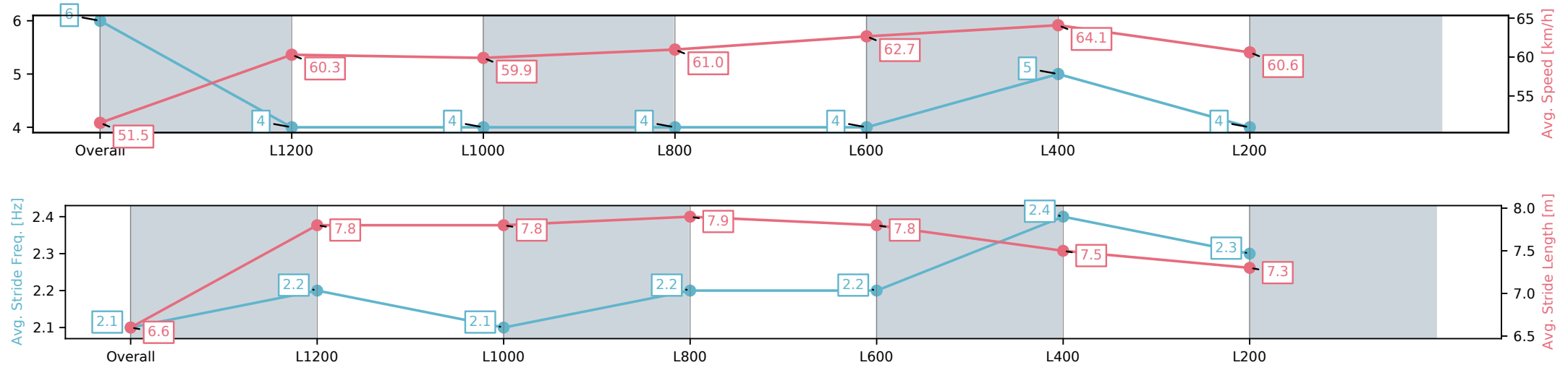
Race 6: Happy Nuptials Sweat & Stocco Handicap - 1400m

17 January 2026 - 2:51PM

Track Rating: Good 4, Weather: Fine, Rail Position: True



Section	Overall	L1200	L1000	L800	L600	L400	L200
Section Times	1:24.70[6] (0:14.00)	1:10.70[4] (0:11.92)	0:58.78[4] (0:12.13)	0:46.65[4] (0:11.97)	0:34.68[4] (0:11.60)	0:23.08[5] (0:11.24)	0:11.84[4] (0:11.84)
Average Speed [km/h]	51.5	60.3	59.9	61.0	62.7	64.1	60.6
Top Speed [km/h]	62.7	62.3	61.6	61.8	63.5	65.4	62.7
Avg. Dist. to Rail [m]	1.0	0.6	2.1	2.2	2.3	5.5	6.3
Avg. Stride Freq. [Hz]	2.1	2.2	2.1	2.2	2.2	2.4	2.3
Avg. Stride Length [m]	6.6	7.8	7.8	7.8	7.9	7.8	7.3



[] Ranking at each section and finish
-:-:- No data available at this section
NA No data available

Horse/Jockey Name	TEXAN WINDSTORM/Taylor Johnstone
Finish Rank	7
Fastest Section Time (Section)	0:11.23 (L400)
Top Speed [km/h] (Section)	65.2 (L600)
Race State	Finished



Thomas Farms Rc Murray Bridge-
Professional-2026-01-17

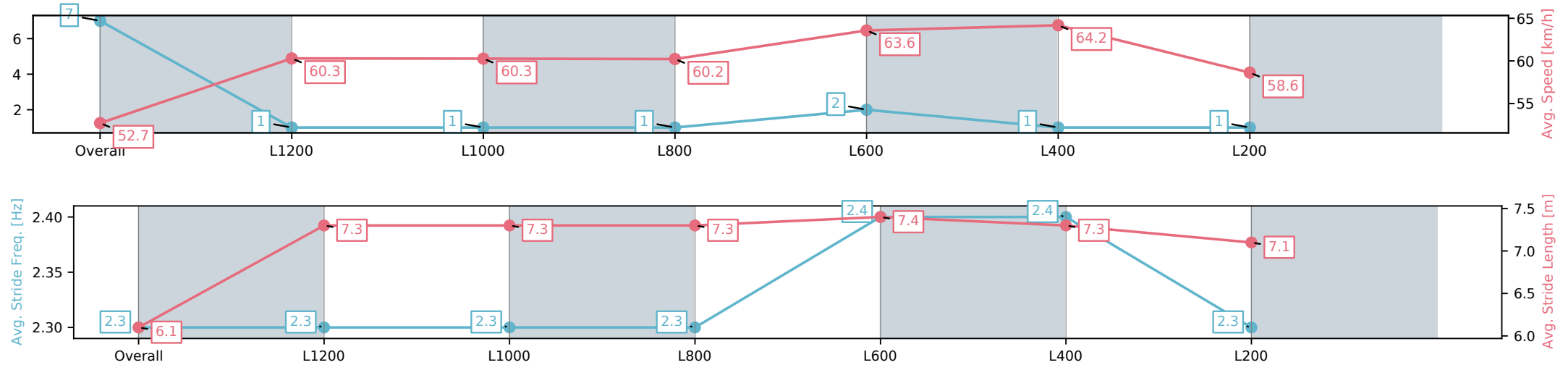
Race 6: Happy Nuptials Sweat & Stocco Handicap - 1400m

17 January 2026 - 2:51PM

Track Rating: Good 4, Weather: Fine, Rail Position: True



Section	Overall	L1200	L1000	L800	L600	L400	L200
Section Times	1:24.75[7] (0:13.70)	1:11.05[1] (0:11.94)	0:59.11[1] (0:12.09)	0:47.02[1] (0:12.08)	0:34.94[2] (0:11.44)	0:23.50[1] (0:11.23)	0:12.27[1] (0:12.27)
Average Speed [km/h]	52.7	60.3	60.3	60.2	63.6	64.2	58.6
Top Speed [km/h]	63.7	62.1	61.3	62.2	64.7	65.2	61.5
Avg. Dist. to Rail [m]	1.3	0.5	2.2	2.8	2.2	2.9	3.0
Avg. Stride Freq. [Hz]	2.3	2.3	2.3	2.3	2.4	2.4	2.3
Avg. Stride Length [m]	6.1	7.3	7.3	7.3	7.4	7.3	7.1



[] Ranking at each section and finish
-:-:- No data available at this section
NA No data available

Horse/Jockey Name	SADLER'S SONG/Alysha Warren
Finish Rank	8
Fastest Section Time (Section)	0:11.42 (L400)
Top Speed [km/h] (Section)	64.0 (L600)
Race State	Finished



Thomas Farms Rc Murray Bridge-
Professional-2026-01-17

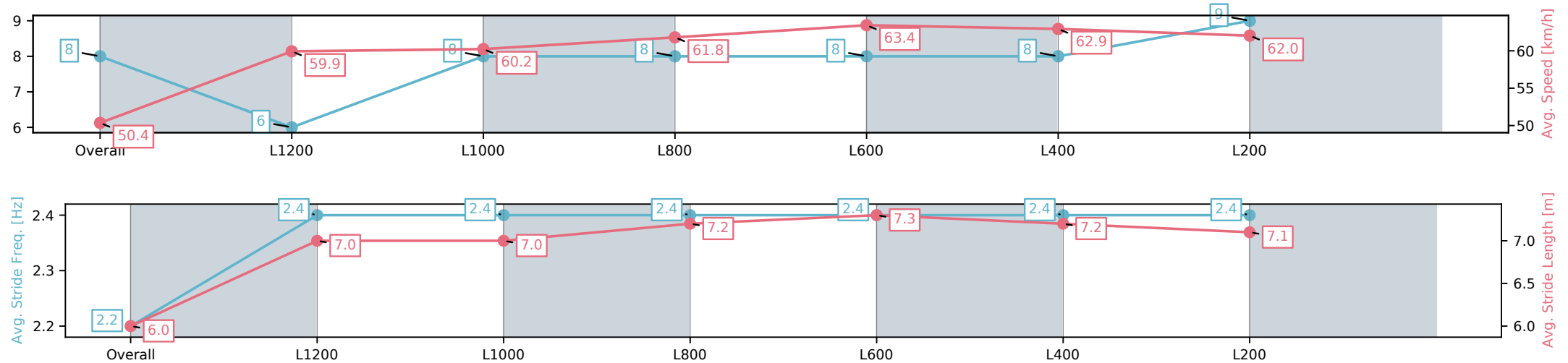
Race 6: Happy Nuptials Sweat & Stocco Handicap - 1400m

17 January 2026 - 2:51PM

Track Rating: Good 4, Weather: Fine, Rail Position: True



Section	Overall	L1200	L1000	L800	L600	L400	L200
Section Times	1:24.85[8] (0:14.31)	1:10.54[6] (0:12.02)	0:58.52[8] (0:12.17)	0:46.35[8] (0:11.84)	0:34.51[8] (0:11.48)	0:23.03[8] (0:11.42)	0:11.61[9] (0:11.61)
Average Speed [km/h]	50.4	59.9	60.2	61.8	63.4	62.9	62.0
Top Speed [km/h]	62.9	63.2	61.5	63.2	64.0	64.0	63.3
Avg. Dist. to Rail [m]	2.7	2.9	3.3	3.2	2.5	8.0	11.4
Avg. Stride Freq. [Hz]	2.2	2.4	2.4	2.4	2.4	2.4	2.4
Avg. Stride Length [m]	6.0	7.0	7.0	7.2	7.3	7.2	7.1



[] Ranking at each section and finish
-:-:- No data available at this section
NA No data available

Horse/Jockey Name	THERMODYNAMIC/Campbell Rawiller
Finish Rank	9
Fastest Section Time (Section)	0:11.46 (L400)
Top Speed [km/h] (Section)	63.7 (L600)
Race State	Finished



Thomas Farms Rc Murray Bridge-
Professional-2026-01-17

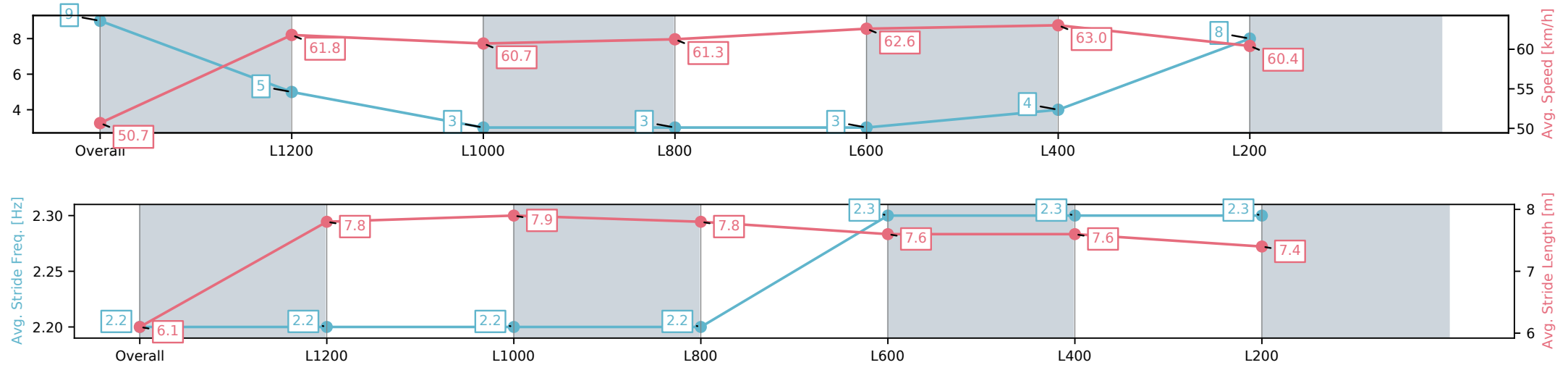
Race 6: Happy Nuptials Sweat & Stocco Handicap - 1400m

17 January 2026 - 2:51PM

Track Rating: Good 4, Weather: Fine, Rail Position: True



Section	Overall	L1200	L1000	L800	L600	L400	L200
Section Times	1:24.95[9] (0:14.19)	1:10.76[5] (0:11.69)	0:59.07[3] (0:12.07)	0:47.00[3] (0:11.96)	0:35.04[3] (0:11.69)	0:23.35[4] (0:11.46)	0:11.89[8] (0:11.89)
Average Speed [km/h]	50.7	61.8	60.7	61.3	62.6	63.0	60.4
Top Speed [km/h]	63.2	63.3	62.8	62.8	63.5	63.7	62.5
Avg. Dist. to Rail [m]	3.3	2.3	3.1	3.5	4.8	9.3	11.0
Avg. Stride Freq. [Hz]	2.2	2.2	2.2	2.2	2.3	2.3	2.3
Avg. Stride Length [m]	6.1	7.8	7.9	7.8	7.6	7.6	7.4



[] Ranking at each section and finish
-:-:- No data available at this section
NA No data available