



RACINGSA

Thomas Farms Rc Murray Bridge-Professional-2026-01-17

Race 4: John "Budgie" Buhagiar - Life Member Handicap - 1100m

17 January 2026 - 1:40PM

Track Rating: Good 4, Weather: Fine, Rail Position: True



Murray Bridge
Racing Club

Section

Field Times

							Overall	L1000	L800	L600	L400	L200		
							1:04.13 (0:08.07)	0:56.06 (0:10.87)	0:45.18 (0:10.82)	0:34.36 (0:11.15)	0:23.21 (0:11.19)	0:12.02 (0:12.02)		
Position	#	Horse/Jockey	Barrier	Top Speed [km/h]	Fastest Section	First 400m							Margin	Distance Travelled From Winner [m]
1	4	VIOLET LOVEBUG	3	68.5	0:10.81	0:24.28	1:04.13	0:56.06 [1]	0:45.18 [2]	0:34.37 [1]	0:23.21 [1]	0:12.03 [1]	1:04.13	
		Ben Price		1000-800	800-600		(0:08.07)	(0:10.88)	(0:10.81)	(0:11.16)	(0:11.18)	(0:12.03)		
2	2	LIGHT THE NIGHT	2	68.8	0:10.79	0:24.60	1:04.15	0:55.65 [7]	0:44.84 [7]	0:34.05 [7]	0:22.88 [5]	0:11.84 [2]	0.14L	+4
		Jason Holder		1000-800	800-600		(0:08.50)	(0:10.81)	(0:10.79)	(0:11.17)	(0:11.04)	(0:11.84)		
3	7	ACT OF TREACHERY	4	68.3	0:10.78	0:24.28	1:04.61	0:56.45 [2]	0:45.67 [1]	0:34.77 [2]	0:23.53 [2]	0:12.25 [3]	3.09L	+3
		Matthew Chadwick		1000-800	1000-800		(0:08.16)	(0:10.78)	(0:10.90)	(0:11.24)	(0:11.28)	(0:12.25)		
4	8	MISS TORMENTA	6	70.0	0:10.79	0:24.30	1:04.82	0:56.60 [3]	0:45.81 [3]	0:34.93 [3]	0:23.58 [4]	0:12.34 [5]	4.43L	+5
		Caitlin Tootell		1200-1000	1000-800		(0:08.22)	(0:10.79)	(0:10.88)	(0:11.35)	(0:11.24)	(0:12.34)		
5	6	SI SENORA	1	68.6	0:10.85	0:24.45	1:04.85	0:56.62 [4]	0:45.77 [4]	0:34.92 [4]	0:23.72 [3]	0:12.42 [4]	4.65L	+4
		Jake Toeroek		1000-800	1000-800		(0:08.23)	(0:10.85)	(0:10.85)	(0:11.20)	(0:11.30)	(0:12.42)		
6	3	SAFE BET	5	69.9	0:10.76	0:24.46	1:04.93	0:56.52 [5]	0:45.76 [5]	0:34.94 [5]	0:23.65 [6]	0:12.33 [6]	5.16L	+5
		Alysha Warren		1000-800	1000-800		(0:08.41)	(0:10.76)	(0:10.82)	(0:11.28)	(0:11.32)	(0:12.33)		
7	9	MISS LYNETTE	7	69.0	0:10.74	0:24.55	1:06.54	0:58.04 [6]	0:47.30 [6]	0:36.51 [6]	0:24.97 [7]	0:13.00 [7]	15.57L	+5
		Teagan Voorham		1000-800	1000-800		(0:08.50)	(0:10.74)	(0:10.79)	(0:11.54)	(0:11.97)	(0:13.00)		

Scratched: Regal Ripper (#1), Stylish Flipper (#5)

Report Created: Sat 17 January 2026 14:25:29 GMT+11 (Note: Timing is based on positional data)

Page 1/8

[] Position in running at each section and finish
-:-:- No data available at this section
NA No data available
■ Background shading for fastest section

Saddle cloth number
DNF Did not finish
DNT Did not track

data processed by  TRIPLESDATA

Horse/Jockey Name	VIOLET LOVEBUG/Ben Price
Finish Rank	1
Fastest Section Time (Section)	0:10.81 (L800)
Top Speed [km/h] (Section)	68.5 (L1000)
Race State	Finished



Thomas Farms Rc Murray Bridge-
Professional-2026-01-17

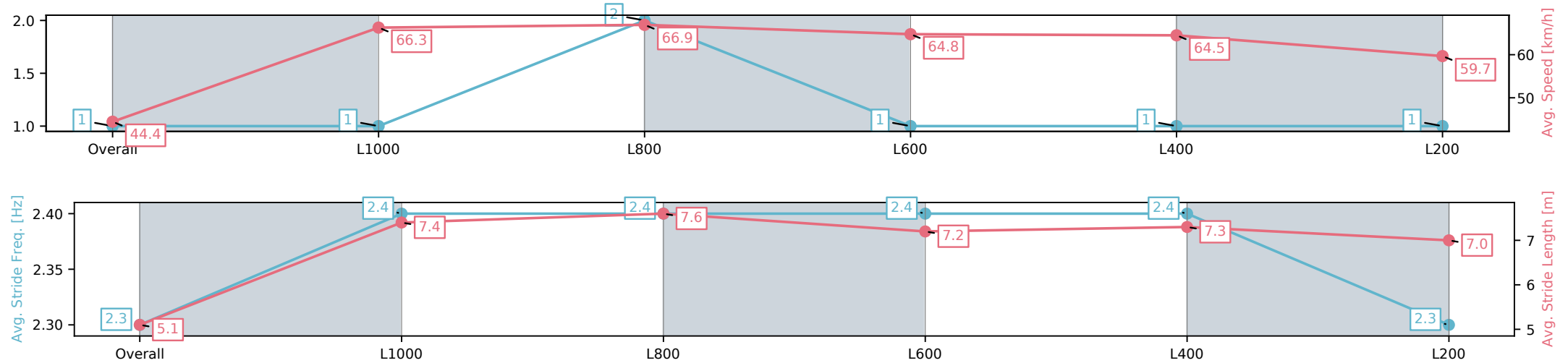
Race 4: John "Budgie" Buhagiar - Life Member Handicap -
1100m



17 January 2026 - 1:40PM

Track Rating: Good 4, Weather: Fine, Rail Position: True

Section	Overall	L1000	L800	L600	L400	L200
Section Times	1:04.13[1] (0:08.07)	0:56.06[1] (0:10.88)	0:45.18[2] (0:10.81)	0:34.37[1] (0:11.16)	0:23.21[1] (0:11.18)	0:12.03[1] (0:12.03)
Average Speed [km/h]	44.4	66.3	66.9	64.8	64.5	59.7
Top Speed [km/h]	63.3	67.8	68.5	66.1	65.9	62.2
Avg. Dist. to Rail [m]	2.9	1.2	2.5	0.8	1.6	1.9
Avg. Stride Freq. [Hz]	2.3	2.4	2.4	2.4	2.4	2.3
Avg. Stride Length [m]	5.1	7.4	7.6	7.2	7.3	7.0



[] Ranking at each section and finish
-:-:- No data available at this section
NA No data available

Horse/Jockey Name	LIGHT THE NIGHT/Jason Holder
Finish Rank	2
Fastest Section Time (Section)	0:10.79 (L800)
Top Speed [km/h] (Section)	68.8 (L1000)
Race State	Finished



Thomas Farms Rc Murray Bridge-
Professional-2026-01-17

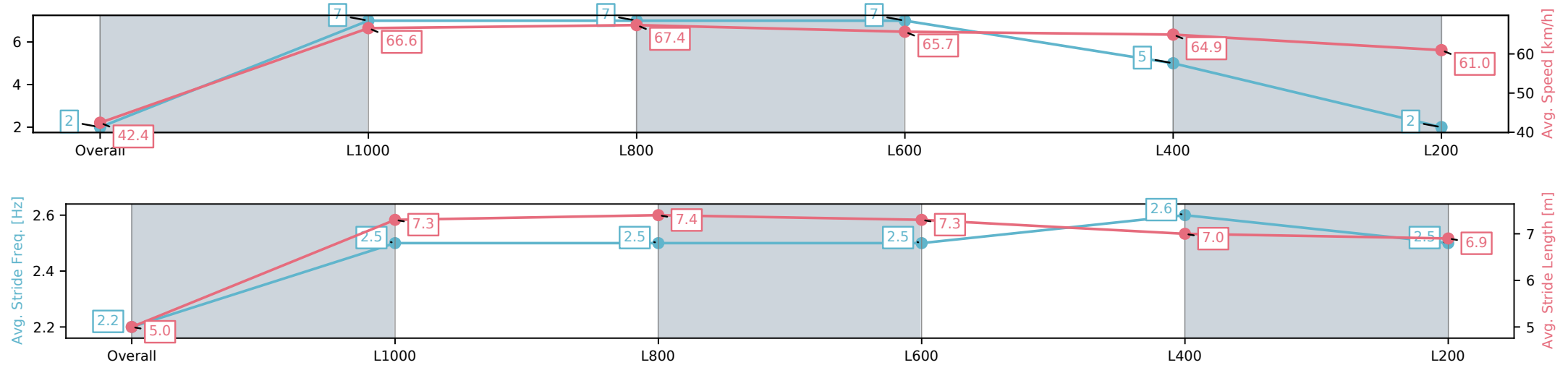
Race 4: John "Budgie" Buhagiar - Life Member Handicap -
1100m



17 January 2026 - 1:40PM

Track Rating: Good 4, Weather: Fine, Rail Position: True

Section	Overall	L1000	L800	L600	L400	L200
Section Times	1:04.15[2] (0:08.50)	0:55.65[7] (0:10.81)	0:44.84[7] (0:10.79)	0:34.05[7] (0:11.17)	0:22.88[5] (0:11.04)	0:11.84[2] (0:11.84)
Average Speed [km/h]	42.4	66.6	67.4	65.7	64.9	61.0
Top Speed [km/h]	62.1	68.5	68.8	66.6	66.0	63.9
Avg. Dist. to Rail [m]	2.0	1.1	3.2	4.0	8.9	7.0
Avg. Stride Freq. [Hz]	2.2	2.5	2.5	2.5	2.6	2.5
Avg. Stride Length [m]	5.0	7.3	7.4	7.3	7.0	6.9



[] Ranking at each section and finish
-:-:- No data available at this section
NA No data available

Horse/Jockey Name	ACT OF TREACHERY/Matthew Chadwick
Finish Rank	3
Fastest Section Time (Section)	0:10.78 (L1000)
Top Speed [km/h] (Section)	68.3 (L1000)
Race State	Finished



Thomas Farms Rc Murray Bridge-
Professional-2026-01-17

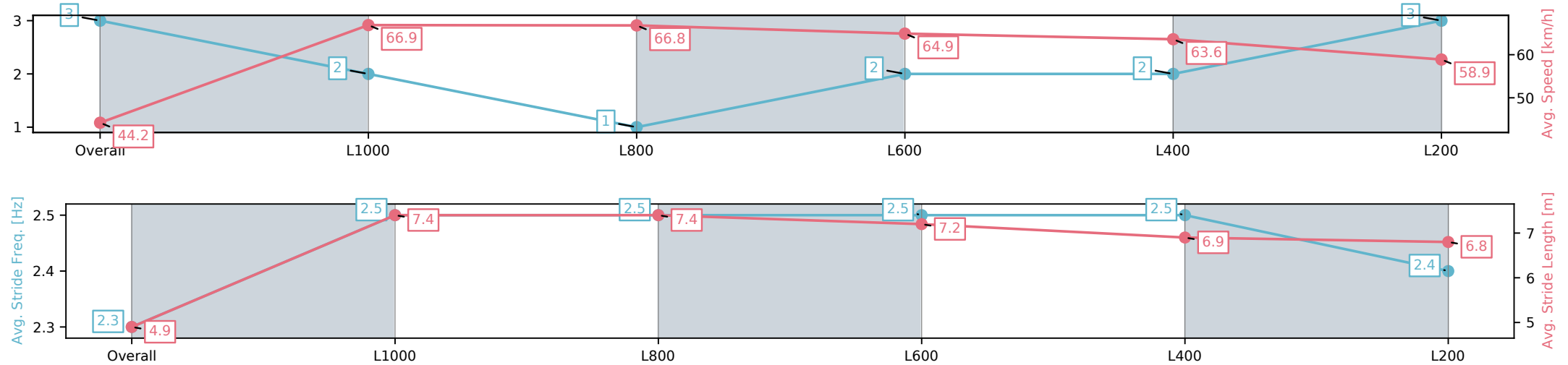
Race 4: John "Budgie" Buhagiar - Life Member Handicap -
1100m



17 January 2026 - 1:40PM

Track Rating: Good 4, Weather: Fine, Rail Position: True

Section	Overall	L1000	L800	L600	L400	L200
Section Times	1:04.61[3] (0:08.16)	0:56.45[2] (0:10.78)	0:45.67[1] (0:10.90)	0:34.77[2] (0:11.24)	0:23.53[2] (0:11.28)	0:12.25[3] (0:12.25)
Average Speed [km/h]	44.2	66.9	66.8	64.9	63.6	58.9
Top Speed [km/h]	63.4	68.2	68.3	65.6	64.3	62.3
Avg. Dist. to Rail [m]	4.0	2.1	3.8	2.9	5.1	4.5
Avg. Stride Freq. [Hz]	2.3	2.5	2.5	2.5	2.5	2.4
Avg. Stride Length [m]	4.9	7.4	7.4	7.2	6.9	6.8



[] Ranking at each section and finish
-:-:- No data available at this section
NA No data available

Horse/Jockey Name	MISS TORMENTA/Caitlin Tootell
Finish Rank	4
Fastest Section Time (Section)	0:10.79 (L1000)
Top Speed [km/h] (Section)	70.0 (Overall)
Race State	Finished



Thomas Farms Rc Murray Bridge-
Professional-2026-01-17

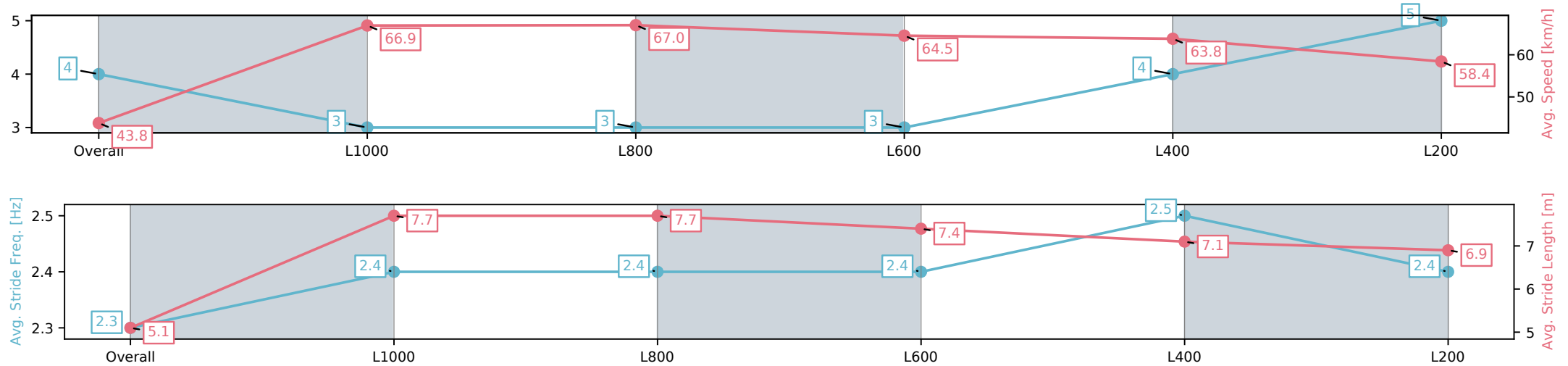
Race 4: John "Budgie" Buhagiar - Life Member Handicap -
1100m



17 January 2026 - 1:40PM

Track Rating: Good 4, Weather: Fine, Rail Position: True

Section	Overall	L1000	L800	L600	L400	L200
Section Times	1:04.82[4] (0:08.22)	0:56.60[3] (0:10.79)	0:45.81[3] (0:10.88)	0:34.93[3] (0:11.35)	0:23.58[4] (0:11.24)	0:12.34[5] (0:12.34)
Average Speed [km/h]	43.8	66.9	67.0	64.5	63.8	58.4
Top Speed [km/h]	63.3	70.0	69.0	66.5	65.2	62.6
Avg. Dist. to Rail [m]	5.7	3.1	4.3	3.9	7.7	6.3
Avg. Stride Freq. [Hz]	2.3	2.4	2.4	2.4	2.5	2.4
Avg. Stride Length [m]	5.1	7.7	7.7	7.4	7.1	6.9



[] Ranking at each section and finish
-:-:- No data available at this section
NA No data available

Horse/Jockey Name	SI SENORA/Jake Toeroek
Finish Rank	5
Fastest Section Time (Section)	0:10.85 (L1000)
Top Speed [km/h] (Section)	68.6 (L1000)
Race State	Finished



Thomas Farms Rc Murray Bridge-
Professional-2026-01-17

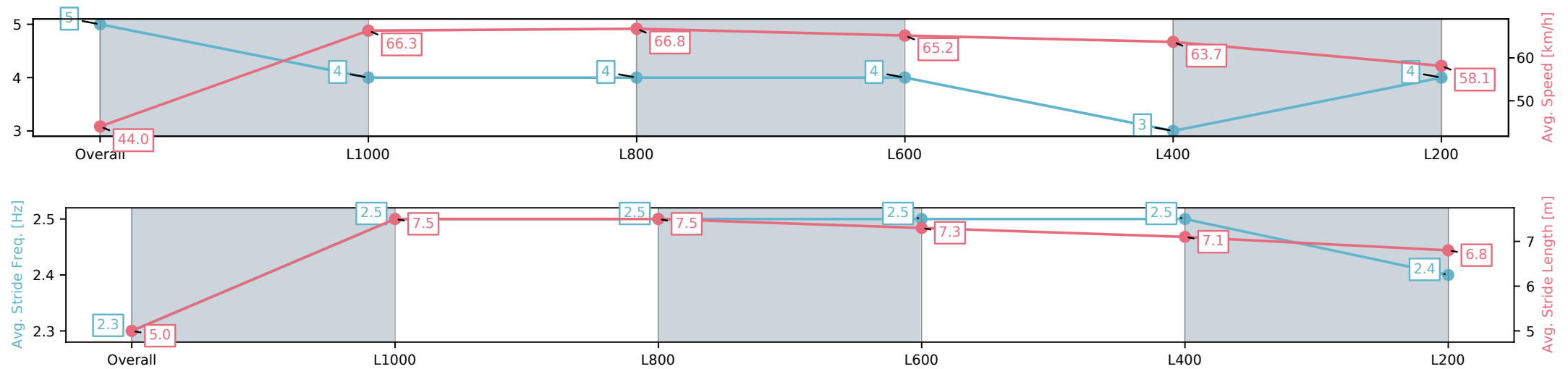
Race 4: John "Budgie" Buhagiar - Life Member Handicap -
1100m



17 January 2026 - 1:40PM

Track Rating: Good 4, Weather: Fine, Rail Position: True

Section	Overall	L1000	L800	L600	L400	L200
Section Times	1:04.85[5] (0:08.23)	0:56.62[4] (0:10.85)	0:45.77[4] (0:10.85)	0:34.92[4] (0:11.20)	0:23.72[3] (0:11.30)	0:12.42[4] (0:12.42)
Average Speed [km/h]	44.0	66.3	66.8	65.2	63.7	58.1
Top Speed [km/h]	62.8	68.4	68.6	66.3	66.1	60.9
Avg. Dist. to Rail [m]	1.0	0.4	2.5	3.4	4.7	4.5
Avg. Stride Freq. [Hz]	2.3	2.5	2.5	2.5	2.5	2.4
Avg. Stride Length [m]	5.0	7.5	7.5	7.3	7.1	6.8



[] Ranking at each section and finish
-:-:- No data available at this section
NA No data available

Horse/Jockey Name	SAFE BET/Alysha Warren
Finish Rank	6
Fastest Section Time (Section)	0:10.76 (L1000)
Top Speed [km/h] (Section)	69.9 (L1000)
Race State	Finished



Thomas Farms Rc Murray Bridge-
Professional-2026-01-17

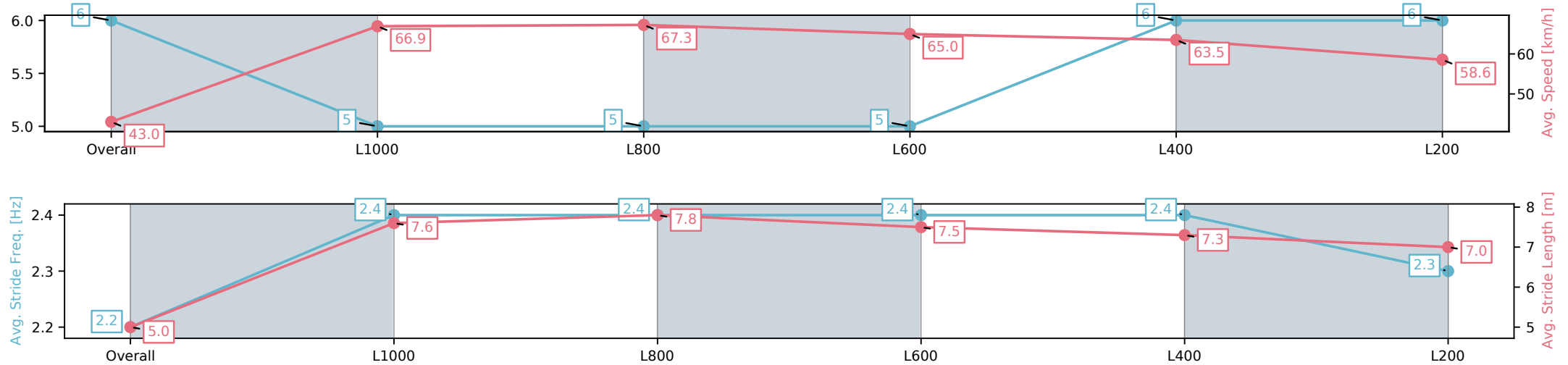
Race 4: John "Budgie" Buhagiar - Life Member Handicap -
1100m



17 January 2026 - 1:40PM

Track Rating: Good 4, Weather: Fine, Rail Position: True

Section	Overall	L1000	L800	L600	L400	L200
Section Times	1:04.93[6] (0:08.41)	0:56.52[5] (0:10.76)	0:45.76[5] (0:10.82)	0:34.94[5] (0:11.28)	0:23.65[6] (0:11.32)	0:12.33[6] (0:12.33)
Average Speed [km/h]	43.0	66.9	67.3	65.0	63.5	58.6
Top Speed [km/h]	62.4	69.4	69.9	67.6	66.3	62.2
Avg. Dist. to Rail [m]	5.1	2.3	4.0	4.3	9.7	8.7
Avg. Stride Freq. [Hz]	2.2	2.4	2.4	2.4	2.4	2.3
Avg. Stride Length [m]	5.0	7.6	7.8	7.5	7.3	7.0



[] Ranking at each section and finish
-:-:- No data available at this section
NA No data available

Horse/Jockey Name	MISS LYNETTE/Teagan Voorham
Finish Rank	7
Fastest Section Time (Section)	0:10.74 (L1000)
Top Speed [km/h] (Section)	69.0 (L1000)
Race State	Finished



Thomas Farms Rc Murray Bridge-
Professional-2026-01-17

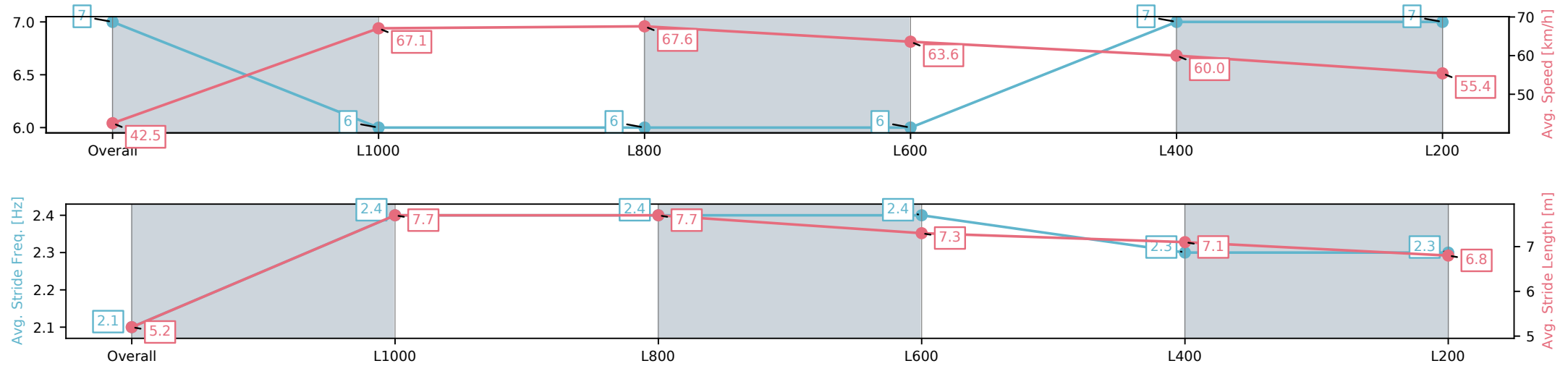
Race 4: John "Budgie" Buhagiar - Life Member Handicap -
1100m



17 January 2026 - 1:40PM

Track Rating: Good 4, Weather: Fine, Rail Position: True

Section	Overall	L1000	L800	L600	L400	L200
Section Times	1:06.54[7] (0:08.50)	0:58.04[6] (0:10.74)	0:47.30[6] (0:10.79)	0:36.51[6] (0:11.54)	0:24.97[7] (0:11.97)	0:13.00[7] (0:13.00)
Average Speed [km/h]	42.5	67.1	67.6	63.6	60.0	55.4
Top Speed [km/h]	63.5	68.4	69.0	66.6	61.7	58.1
Avg. Dist. to Rail [m]	6.0	3.1	4.5	4.3	6.2	5.8
Avg. Stride Freq. [Hz]	2.1	2.4	2.4	2.4	2.3	2.3
Avg. Stride Length [m]	5.2	7.7	7.7	7.3	7.1	6.8



[] Ranking at each section and finish
-:-:- No data available at this section
NA No data available