



Thomas Farms Rc Murray Bridge-Professional-2026-01-17

Race 3: Reg Nolan - Life Member Maiden Plate - 1400m

17 January 2026 - 1:05PM

Track Rating: Good 4, Weather: Fine, Rail Position: True



Section

Field Times

Overall

1:23.40

(0:13.43)

L1200

1:09.97

(0:10.83)

L1000

0:59.14

(0:11.73)

L800

0:47.41

(0:11.84)

L600

0:35.56

(0:11.88)

L400

0:23.69

(0:11.73)

Position	#	Horse/Jockey	Barrier	Top Speed [km/h]	Fastest Section	First 400m	Overall	L1200	L1000	L800	L600	L400	Distance Travelled From Winner [m]
1	12	DIRTY OLD TOWN	13	68.0	0:11.03	0:25.22	1:23.40	1:09.21 [13]	0:58.18 [12]	0:46.54 [13]	0:34.77 [12]	0:23.03 [11]	
		Jason Holder		1400-1200	1200-1000		(0:14.19)	(0:11.03)	(0:11.64)	(0:11.77)	(0:11.74)	(0:11.37)	
2	9	TORPEDOES	12	68.3	0:10.82	0:24.25	1:23.63	1:10.20 [2]	0:59.38 [1]	0:47.61 [2]	0:35.63 [2]	0:23.83 [2]	+4
		Todd Pannell		1400-1200	1200-1000		(0:13.43)	(0:10.82)	(0:11.77)	(0:11.98)	(0:11.80)	(0:11.64)	
3	15	OUI OUI MA CHERIE	8	65.6	0:11.23	0:25.32	1:23.69	1:09.60 [12]	0:58.37 [13]	0:46.90 [11]	0:35.16 [10]	0:23.36 [9]	+4
		Teagan Voorham		1400-1200	1200-1000		(0:14.09)	(0:11.23)	(0:11.47)	(0:11.74)	(0:11.80)	(0:11.31)	
4	1	MOUSSAKA	2	66.0	0:11.05	0:24.64	1:23.85	1:10.26 [6]	0:59.21 [6]	0:47.43 [6]	0:35.50 [7]	0:23.67 [7]	-3
		Jessica Tzaferis		1400-1200	1200-1000		(0:13.59)	(0:11.05)	(0:11.78)	(0:11.93)	(0:11.83)	(0:11.44)	
5	17	ALI FOREMAN	7	66.8	0:11.19	0:25.21	1:23.93	1:09.91 [11]	0:58.72 [11]	0:47.09 [12]	0:35.20 [13]	0:23.26 [13]	+2
		Campbell Rawiller		1400-1200	1200-1000		(0:14.02)	(0:11.19)	(0:11.63)	(0:11.89)	(0:11.94)	(0:11.34)	
6	10	BELONGTOJILL	6	66.8	0:11.05	0:24.48	1:23.94	1:10.51 [1]	0:59.46 [3]	0:47.58 [5]	0:35.59 [6]	0:23.87 [4]	+5
		Kayla Crowther		1400-1200	1200-1000		(0:13.43)	(0:11.05)	(0:11.88)	(0:11.99)	(0:11.72)	(0:11.52)	
7	6	RATHLIN EXPRESS	10	66.3	0:11.09	0:24.96	1:24.15	1:10.28 [10]	0:59.19 [9]	0:47.54 [9]	0:35.74 [8]	0:23.93 [8]	+7
		Jacob Opperman		1400-1200	1200-1000		(0:13.87)	(0:11.09)	(0:11.65)	(0:11.80)	(0:11.81)	(0:11.56)	
8	13	LOSEYATOETOE	3	67.5	0:11.08	0:24.57	1:24.18	1:10.68 [4]	0:59.60 [4]	0:47.92 [3]	0:36.16 [3]	0:24.34 [3]	-7
		Rochelle Milnes		1400-1200	1200-1000		(0:13.50)	(0:11.08)	(0:11.68)	(0:11.76)	(0:11.82)	(0:11.67)	
9	5	NAVY ROK	9	65.4	0:11.15	0:24.94	1:24.19	1:10.40 [9]	0:59.25 [8]	0:47.74 [7]	0:35.78 [8]	0:23.84 [10]	+3
		Caitlin Jones		1400-1200	1200-1000		(0:13.79)	(0:11.15)	(0:11.51)	(0:11.96)	(0:11.94)	(0:11.63)	
10	11	TORRITA	4	66.0	0:11.12	0:24.83	1:24.20	1:10.49 [7]	0:59.37 [7]	0:47.68 [8]	0:35.87 [5]	0:24.07 [6]	-1
		Caitlin Tootell		1400-1200	1200-1000		(0:13.71)	(0:11.12)	(0:11.69)	(0:11.81)	(0:11.80)	(0:11.53)	

Scratched: Galileo Gold (#2), Impact Storm (#3), Impending Fury (#4), Orlova (#14), Bandicoot (#18)

Report Created: Sat 17 January 2026 13:56:42 GMT+11 (Note: Timing is based on positional data)

Page 1/17

[] Position in running at each section and finish
-:-:- No data available at this section
NA No data available
■ Background shading for fastest section

Saddle cloth number
DNF Did not finish
DNT Did not track

data processed by TRIPLESDATA



Thomas Farms Rc Murray Bridge-Professional-2026-01-17

Race 3: Reg Nolan - Life Member Maiden Plate - 1400m

17 January 2026 - 1:05PM

Track Rating: Good 4, Weather: Fine, Rail Position: True



Section

Field Times

Overall
1:23.40
(0:13.43)

L1200
1:09.97
(0:10.83)

L1000
0:59.14
(0:11.73)

L800
0:47.41
(0:11.84)

L600
0:35.56
(0:11.88)

L400
0:23.69
(0:11.73)

Position	#	Horse/Jockey	Barrier	Top Speed [km/h]	Fastest Section	First 400m								Distance Travelled From Winner [m]
11	8	TAAJWAR	1	64.5	0:11.27	0:25.01	1:24.27	1:10.53 [8]	0:59.26 [10]	0:47.64 [10]	0:35.74 [11]	0:23.74 [12]		+0
		Alana Livesey		1400-1200	1200-1000		(0:13.74)	(0:11.27)	(0:11.62)	(0:11.90)	(0:12.00)	(0:11.66)		
12	7	REAL WORLD	5	68.7	0:10.96	0:24.40	1:24.79	1:11.35 [3]	1:00.39 [2]	0:48.80 [1]	0:36.96 [1]	0:25.08 [1]		-3
		Margaret Collett		1400-1200	1200-1000		(0:13.44)	(0:10.96)	(0:11.59)	(0:11.84)	(0:11.88)	(0:11.91)		
13	16	ROAD TO THE CITY	11	66.8	0:11.05	0:24.62	1:25.47	1:11.90 [5]	1:00.85 [5]	0:49.19 [4]	0:37.44 [4]	0:25.35 [5]		+4
		Alysha Warren		1400-1200	1200-1000		(0:13.56)	(0:11.05)	(0:11.66)	(0:11.75)	(0:12.09)	(0:12.11)		

Scratched: Galileo Gold (#2), Impact Storm (#3), Impending Fury (#4), Orlova (#14), Bandicoot (#18)



Thomas Farms Rc Murray Bridge-Professional-2026-01-17

Race 3: Reg Nolan - Life Member Maiden Plate - 1400m

17 January 2026 - 1:05PM

Track Rating: Good 4, Weather: Fine, Rail Position: True



Section Field Times

L200
0:11.95
(0:11.95)

Position	#	Horse/Jockey	Barrier	Top Speed [km/h]	Fastest Section	First 400m		Margin						Distance Travelled From Winner [m]
1	12	DIRTY OLD TOWN	13	68.0	0:11.03	0:25.22	0:11.66 [8]	1:23.40						
		Jason Holder		1400-1200	1200-1000		(0:11.66)							
2	9	TORPEDOES	12	68.3	0:10.82	0:24.25	0:12.19 [1]	1.53L						+4
		Todd Pannell		1400-1200	1200-1000		(0:12.19)							
3	15	OUI OUI MA CHERIE	8	65.6	0:11.23	0:25.32	0:12.05 [6]	1.88L						+4
		Teagan Voorham		1400-1200	1200-1000		(0:12.05)							
4	1	MOUSSAKA	2	66.0	0:11.05	0:24.64	0:12.23 [4]	2.93L						-3
		Jessica Tzaferis		1400-1200	1200-1000		(0:12.23)							
5	17	ALI FOREMAN	7	66.8	0:11.19	0:25.21	0:11.92 [11]	3.48L						+2
		Campbell Rawiller		1400-1200	1200-1000		(0:11.92)							
6	10	BELONGTOJILL	6	66.8	0:11.05	0:24.48	0:12.35 [3]	3.52L						+5
		Kayla Crowther		1400-1200	1200-1000		(0:12.35)							
7	6	RATHLIN EXPRESS	10	66.3	0:11.09	0:24.96	0:12.36 [9]	4.94L						+7
		Jacob Opperman		1400-1200	1200-1000		(0:12.36)							
8	13	LOSEYATOETOE	3	67.5	0:11.08	0:24.57	0:12.67 [2]	5.12L						-7
		Rochelle Milnes		1400-1200	1200-1000		(0:12.67)							
9	5	NAVY ROK	9	65.4	0:11.15	0:24.94	0:12.21 [10]	5.17L						+3
		Caitlin Jones		1400-1200	1200-1000		(0:12.21)							
10	11	TORRITA	4	66.0	0:11.12	0:24.83	0:12.54 [7]	5.22L						-1
		Caitlin Tootell		1400-1200	1200-1000		(0:12.54)							

Scratched: Galileo Gold (#2), Impact Storm (#3), Impending Fury (#4), Orlova (#14), Bandicoot (#18)

Report Created: Sat 17 January 2026 13:56:42 GMT+11 (Note: Timing is based on positional data)

Page 3/17

[] Position in running at each section and finish
-:-:- No data available at this section
NA No data available
Background shading for fastest section

Saddle cloth number
DNF Did not finish
DNT Did not track

data processed by TRIPLESDATA



Thomas Farms Rc Murray Bridge-Professional-2026-01-17

Race 3: Reg Nolan - Life Member Maiden Plate - 1400m

17 January 2026 - 1:05PM

Track Rating: Good 4, Weather: Fine, Rail Position: True



Section Field Times

L200
0:11.95
(0:11.95)

Position	#	Horse/Jockey	Barrier	Top Speed [km/h]	Fastest Section	First 400m	Margin	Distance Travelled From Winner [m]					
11	8	TAAJWAR	1	64.5	0:11.27	0:25.01	0:12.08 [12]	5.7L					+0
		Alana Livesey		1400-1200	1200-1000		(0:12.08)						
12	7	REAL WORLD	5	68.7	0:10.96	0:24.40	0:13.17 [5]	9.17L					-3
		Margaret Collett		1400-1200	1200-1000		(0:13.17)						
13	16	ROAD TO THE CITY	11	66.8	0:11.05	0:24.62	0:13.24 [13]	13.6L					+4
		Alysha Warren		1400-1200	1200-1000		(0:13.24)						

Scratched: Galileo Gold (#2), Impact Storm (#3), Impending Fury (#4), Orlova (#14), Bandicoot (#18)

Horse/Jockey Name	DIRTY OLD TOWN/Jason Holder
Finish Rank	1
Fastest Section Time (Section)	0:11.03 (L1200)
Top Speed [km/h] (Section)	68.0 (Overall)
Race State	Finished



Thomas Farms Rc Murray Bridge-
Professional-2026-01-17

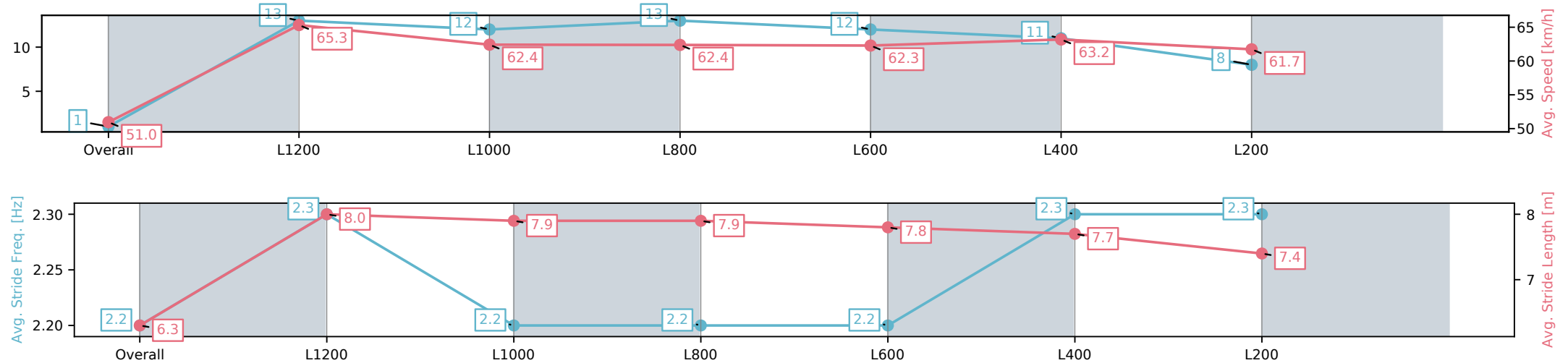
Race 3: Reg Nolan - Life Member Maiden Plate - 1400m

17 January 2026 - 1:05PM

Track Rating: Good 4, Weather: Fine, Rail Position: True



Section	Overall	L1200	L1000	L800	L600	L400	L200
Section Times	1:23.40[1] (0:14.19)	1:09.21[13] (0:11.03)	0:58.18[12] (0:11.64)	0:46.54[13] (0:11.77)	0:34.77[12] (0:11.74)	0:23.03[11] (0:11.37)	0:11.66[8] (0:11.66)
Average Speed [km/h]	51.0	65.3	62.4	62.4	62.3	63.2	61.7
Top Speed [km/h]	67.8	68.0	63.8	63.6	64.0	64.1	62.6
Avg. Dist. to Rail [m]	6.8	0.1	2.2	3.5	3.1	4.2	2.8
Avg. Stride Freq. [Hz]	2.2	2.3	2.2	2.2	2.2	2.3	2.3
Avg. Stride Length [m]	6.3	8.0	7.9	7.9	7.8	7.7	7.4



[] Ranking at each section and finish
-:-:- No data available at this section
NA No data available

Horse/Jockey Name	TORPEDOES/Todd Pannell
Finish Rank	2
Fastest Section Time (Section)	0:10.82 (L1200)
Top Speed [km/h] (Section)	68.3 (Overall)
Race State	Finished



Thomas Farms Rc Murray Bridge-
Professional-2026-01-17

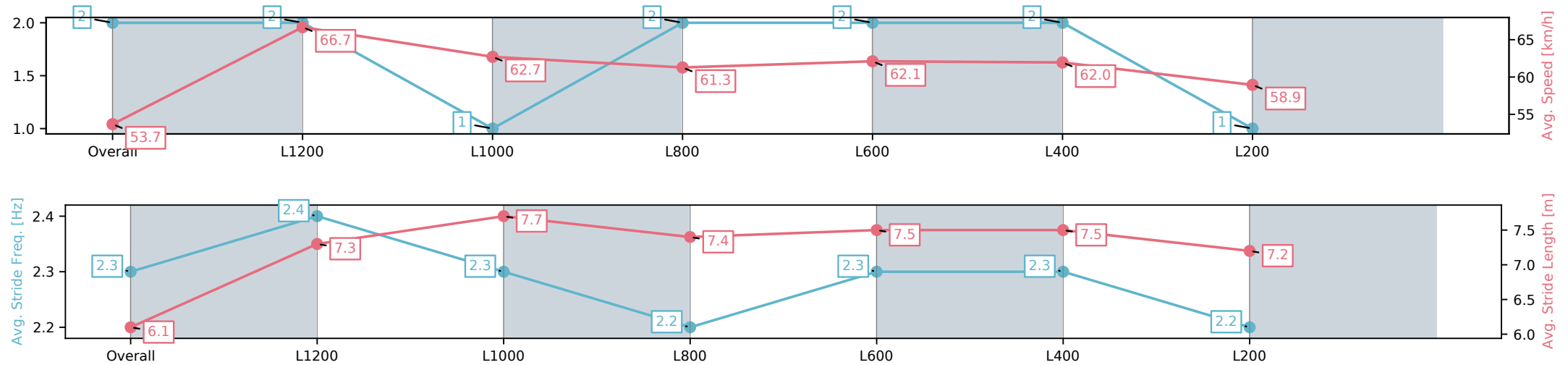
Race 3: Reg Nolan - Life Member Maiden Plate - 1400m

17 January 2026 - 1:05PM

Track Rating: Good 4, Weather: Fine, Rail Position: True



Section	Overall	L1200	L1000	L800	L600	L400	L200
Section Times	1:23.63[2] (0:13.43)	1:10.20[2] (0:10.82)	0:59.38[1] (0:11.77)	0:47.61[2] (0:11.98)	0:35.63[2] (0:11.80)	0:23.83[2] (0:11.64)	0:12.19[1] (0:12.19)
Average Speed [km/h]	53.7	66.7	62.7	61.3	62.1	62.0	58.9
Top Speed [km/h]	67.6	68.3	64.8	62.3	62.8	63.4	60.2
Avg. Dist. to Rail [m]	10.0	5.5	4.7	4.2	4.2	5.8	7.1
Avg. Stride Freq. [Hz]	2.3	2.4	2.3	2.2	2.3	2.3	2.2
Avg. Stride Length [m]	6.1	7.3	7.7	7.4	7.5	7.5	7.2



[] Ranking at each section and finish
-:-:- No data available at this section
NA No data available

Horse/Jockey Name	OUI OUI MA CHERIE/Teagan Voorham
Finish Rank	3
Fastest Section Time (Section)	0:11.23 (L1200)
Top Speed [km/h] (Section)	65.6 (Overall)
Race State	Finished



Thomas Farms Rc Murray Bridge-
Professional-2026-01-17

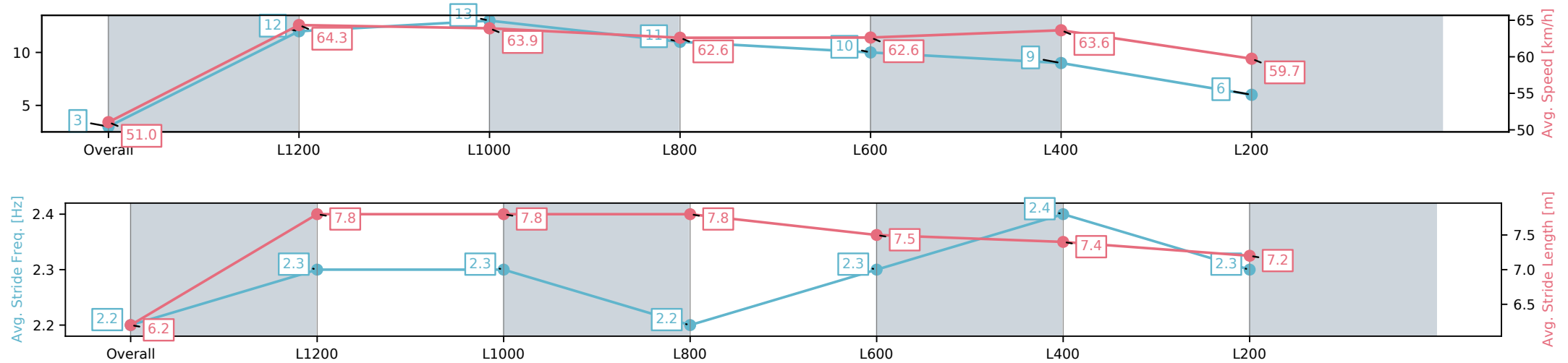
Race 3: Reg Nolan - Life Member Maiden Plate - 1400m

17 January 2026 - 1:05PM

Track Rating: Good 4, Weather: Fine, Rail Position: True



Section	Overall	L1200	L1000	L800	L600	L400	L200
Section Times	1:23.69[3] (0:14.09)	1:09.60[12] (0:11.23)	0:58.37[13] (0:11.47)	0:46.90[11] (0:11.74)	0:35.16[10] (0:11.80)	0:23.36[9] (0:11.31)	0:12.05[6] (0:12.05)
Average Speed [km/h]	51.0	64.3	63.9	62.6	62.6	63.6	59.7
Top Speed [km/h]	65.5	65.6	65.6	63.3	64.2	64.7	61.7
Avg. Dist. to Rail [m]	5.3	2.4	3.9	4.4	5.8	8.9	9.3
Avg. Stride Freq. [Hz]	2.2	2.3	2.3	2.2	2.3	2.4	2.3
Avg. Stride Length [m]	6.2	7.8	7.8	7.8	7.5	7.4	7.2



[] Ranking at each section and finish
-:-:- No data available at this section
NA No data available

Horse/Jockey Name	MOUSSAKA/Jessica Tzaferis
Finish Rank	4
Fastest Section Time (Section)	0:11.05 (L1200)
Top Speed [km/h] (Section)	66.0 (Overall)
Race State	Finished



Thomas Farms Rc Murray Bridge-
Professional-2026-01-17

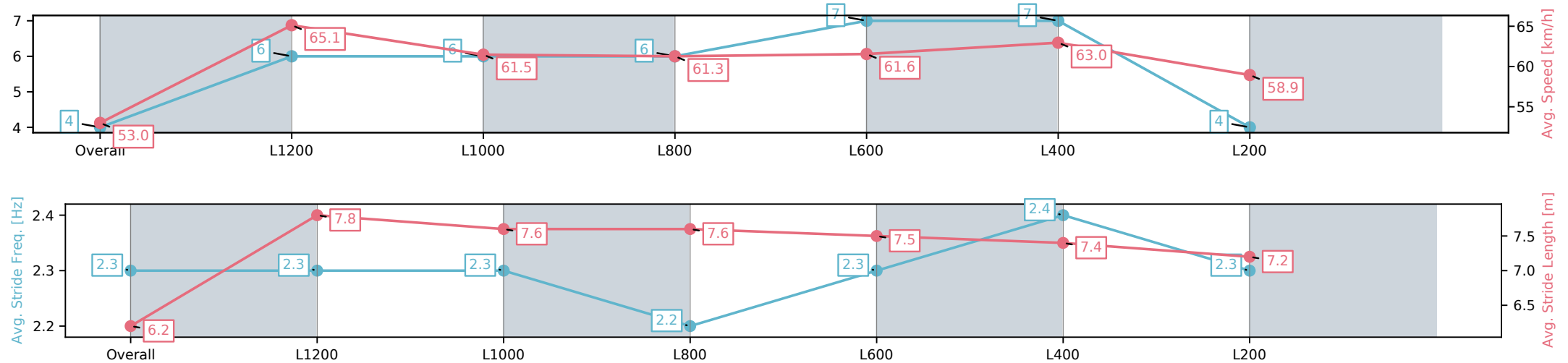
Race 3: Reg Nolan - Life Member Maiden Plate - 1400m

17 January 2026 - 1:05PM

Track Rating: Good 4, Weather: Fine, Rail Position: True



Section	Overall	L1200	L1000	L800	L600	L400	L200
Section Times	1:23.85[4] (0:13.59)	1:10.26[6] (0:11.05)	0:59.21[6] (0:11.78)	0:47.43[6] (0:11.93)	0:35.50[7] (0:11.83)	0:23.67[7] (0:11.44)	0:12.23[4] (0:12.23)
Average Speed [km/h]	53.0	65.1	61.5	61.3	61.6	63.0	58.9
Top Speed [km/h]	66.0	65.8	63.3	62.1	63.6	64.3	60.7
Avg. Dist. to Rail [m]	1.9	0.5	1.4	2.6	2.9	3.9	3.4
Avg. Stride Freq. [Hz]	2.3	2.3	2.3	2.2	2.3	2.4	2.3
Avg. Stride Length [m]	6.2	7.8	7.6	7.6	7.5	7.4	7.2



[] Ranking at each section and finish
-:-:- No data available at this section
NA No data available

Horse/Jockey Name	ALI FOREMAN/Campbell Rawiller
Finish Rank	5
Fastest Section Time (Section)	0:11.19 (L1200)
Top Speed [km/h] (Section)	66.8 (Overall)
Race State	Finished



Thomas Farms Rc Murray Bridge-
Professional-2026-01-17

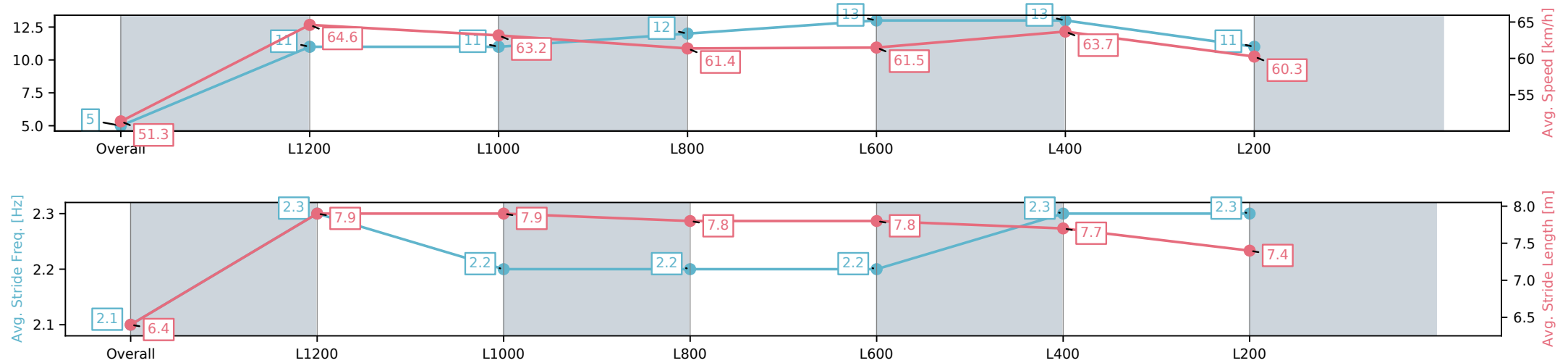
Race 3: Reg Nolan - Life Member Maiden Plate - 1400m

17 January 2026 - 1:05PM

Track Rating: Good 4, Weather: Fine, Rail Position: True



Section	Overall	L1200	L1000	L800	L600	L400	L200
Section Times	1:23.93[5] (0:14.02)	1:09.91[11] (0:11.19)	0:58.72[11] (0:11.63)	0:47.09[12] (0:11.89)	0:35.20[13] (0:11.94)	0:23.26[13] (0:11.34)	0:11.92[11] (0:11.92)
Average Speed [km/h]	51.3	64.6	63.2	61.4	61.5	63.7	60.3
Top Speed [km/h]	66.8	66.8	63.9	62.8	63.7	64.4	62.5
Avg. Dist. to Rail [m]	5.1	2.4	3.5	3.5	4.2	8.8	10.9
Avg. Stride Freq. [Hz]	2.1	2.3	2.2	2.2	2.2	2.3	2.3
Avg. Stride Length [m]	6.4	7.9	7.9	7.8	7.8	7.7	7.4



[] Ranking at each section and finish
-:-:- No data available at this section
NA No data available

Horse/Jockey Name	BELONGTOJILL/Kayla Crowther
Finish Rank	6
Fastest Section Time (Section)	0:11.05 (L1200)
Top Speed [km/h] (Section)	66.8 (Overall)
Race State	Finished



Thomas Farms Rc Murray Bridge-
Professional-2026-01-17

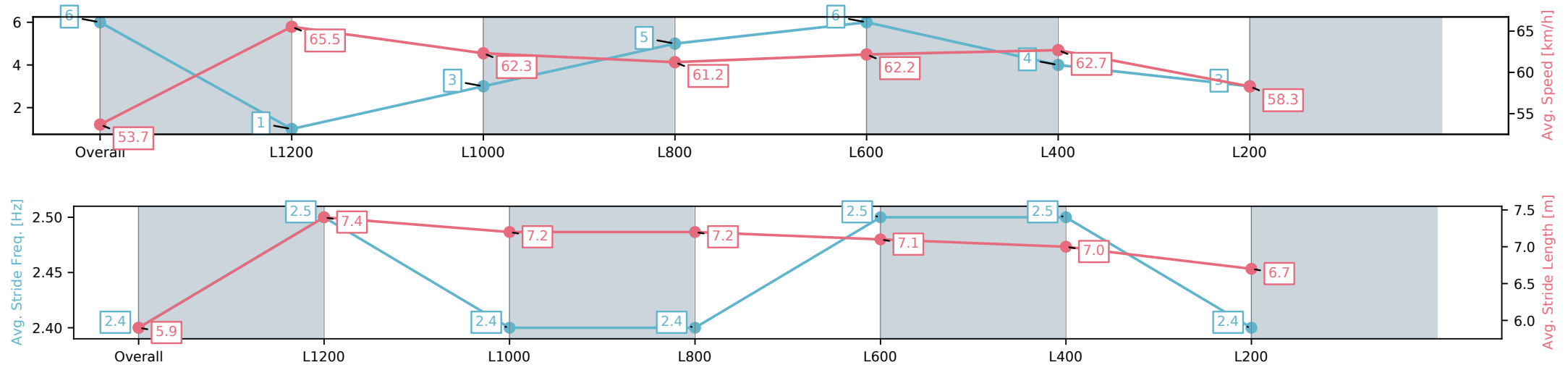
Race 3: Reg Nolan - Life Member Maiden Plate - 1400m

17 January 2026 - 1:05PM

Track Rating: Good 4, Weather: Fine, Rail Position: True



Section	Overall	L1200	L1000	L800	L600	L400	L200
Section Times	1:23.94[6] (0:13.43)	1:10.51[1] (0:11.05)	0:59.46[3] (0:11.88)	0:47.58[5] (0:11.99)	0:35.59[6] (0:11.72)	0:23.87[4] (0:11.52)	0:12.35[3] (0:12.35)
Average Speed [km/h]	53.7	65.5	62.3	61.2	62.2	62.7	58.3
Top Speed [km/h]	66.8	66.5	64.1	63.0	63.0	63.7	60.7
Avg. Dist. to Rail [m]	5.0	3.0	5.5	4.2	2.9	6.4	7.2
Avg. Stride Freq. [Hz]	2.4	2.5	2.4	2.4	2.5	2.5	2.4
Avg. Stride Length [m]	5.9	7.4	7.2	7.2	7.1	7.0	6.7



[] Ranking at each section and finish
-:-:- No data available at this section
NA No data available

Horse/Jockey Name	RATHLIN EXPRESS/Jacob Opperman
Finish Rank	7
Fastest Section Time (Section)	0:11.09 (L1200)
Top Speed [km/h] (Section)	66.3 (Overall)
Race State	Finished



Thomas Farms Rc Murray Bridge-
Professional-2026-01-17

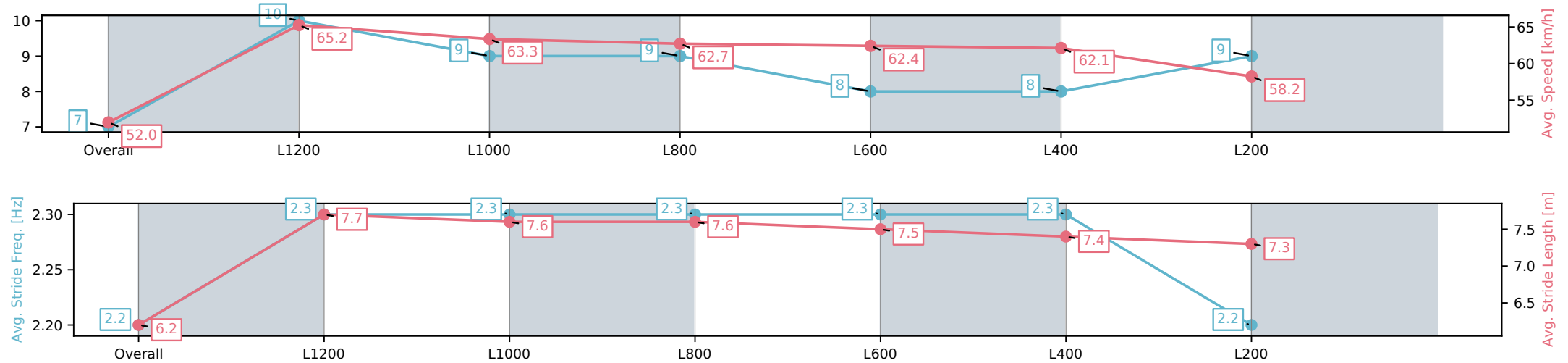
Race 3: Reg Nolan - Life Member Maiden Plate - 1400m

17 January 2026 - 1:05PM

Track Rating: Good 4, Weather: Fine, Rail Position: True



Section	Overall	L1200	L1000	L800	L600	L400	L200
Section Times	1:24.15[7] (0:13.87)	1:10.28[10] (0:11.09)	0:59.19[9] (0:11.65)	0:47.54[9] (0:11.80)	0:35.74[8] (0:11.81)	0:23.93[8] (0:11.56)	0:12.36[9] (0:12.36)
Average Speed [km/h]	52.0	65.2	63.3	62.7	62.4	62.1	58.2
Top Speed [km/h]	64.9	66.3	64.5	63.2	63.6	63.4	60.2
Avg. Dist. to Rail [m]	7.3	3.0	5.4	5.3	5.2	7.8	8.5
Avg. Stride Freq. [Hz]	2.2	2.3	2.3	2.3	2.3	2.3	2.2
Avg. Stride Length [m]	6.2	7.7	7.6	7.6	7.5	7.4	7.3



[] Ranking at each section and finish
-:-:- No data available at this section
NA No data available

Horse/Jockey Name	LOSEYATOETOE/Rochelle Milnes
Finish Rank	8
Fastest Section Time (Section)	0:11.08 (L1200)
Top Speed [km/h] (Section)	67.5 (Overall)
Race State	Finished



Thomas Farms Rc Murray Bridge-
Professional-2026-01-17

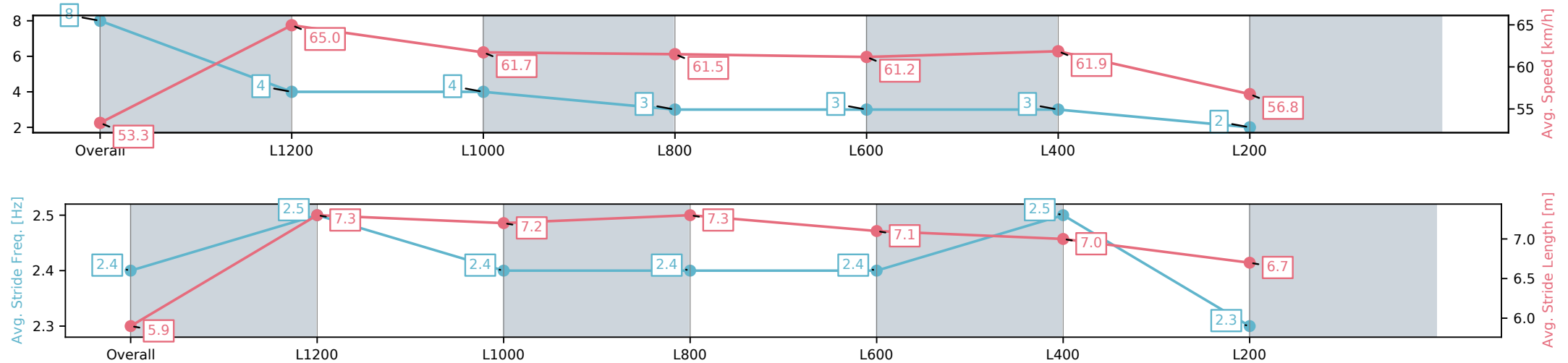
Race 3: Reg Nolan - Life Member Maiden Plate - 1400m

17 January 2026 - 1:05PM

Track Rating: Good 4, Weather: Fine, Rail Position: True



Section	Overall	L1200	L1000	L800	L600	L400	L200
Section Times	1:24.18[8] (0:13.50)	1:10.68[4] (0:11.08)	0:59.60[4] (0:11.68)	0:47.92[3] (0:11.76)	0:36.16[3] (0:11.82)	0:24.34[3] (0:11.67)	0:12.67[2] (0:12.67)
Average Speed [km/h]	53.3	65.0	61.7	61.5	61.2	61.9	56.8
Top Speed [km/h]	67.5	67.3	63.2	62.5	62.7	62.9	59.9
Avg. Dist. to Rail [m]	0.9	0.9	0.4	0.8	1.8	6.2	6.2
Avg. Stride Freq. [Hz]	2.4	2.5	2.4	2.4	2.4	2.5	2.3
Avg. Stride Length [m]	5.9	7.3	7.2	7.3	7.1	7.0	6.7



[] Ranking at each section and finish
-:-:- No data available at this section
NA No data available

Horse/Jockey Name	NAVY ROK/Caitlin Jones
Finish Rank	9
Fastest Section Time (Section)	0:11.15 (L1200)
Top Speed [km/h] (Section)	65.4 (Overall)
Race State	Finished



Thomas Farms Rc Murray Bridge-
Professional-2026-01-17

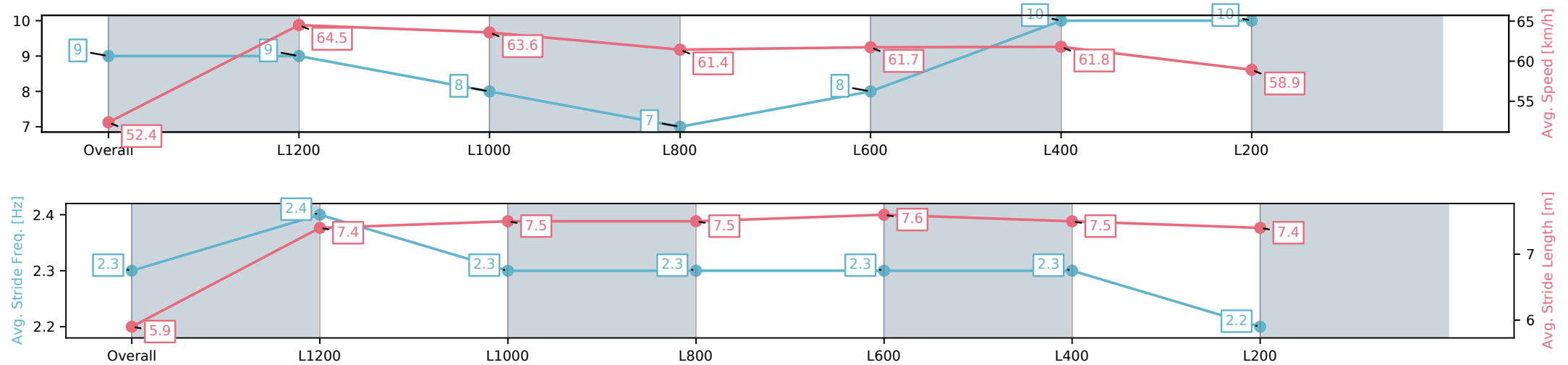
Race 3: Reg Nolan - Life Member Maiden Plate - 1400m

17 January 2026 - 1:05PM

Track Rating: Good 4, Weather: Fine, Rail Position: True



Section	Overall	L1200	L1000	L800	L600	L400	L200
Section Times	1:24.19[9] (0:13.79)	1:10.40[9] (0:11.15)	0:59.25[8] (0:11.51)	0:47.74[7] (0:11.96)	0:35.78[8] (0:11.94)	0:23.84[10] (0:11.63)	0:12.21[10] (0:12.21)
Average Speed [km/h]	52.4	64.5	63.6	61.4	61.7	61.8	58.9
Top Speed [km/h]	65.4	65.4	64.7	62.3	62.4	62.6	60.8
Avg. Dist. to Rail [m]	7.1	2.8	3.3	3.7	5.2	7.5	10.0
Avg. Stride Freq. [Hz]	2.3	2.4	2.3	2.3	2.3	2.3	2.2
Avg. Stride Length [m]	5.9	7.4	7.5	7.5	7.6	7.5	7.4



[] Ranking at each section and finish
-:-:- No data available at this section
NA No data available

Horse/Jockey Name	TORRITA/Caitlin Tootell
Finish Rank	10
Fastest Section Time (Section)	0:11.12 (L1200)
Top Speed [km/h] (Section)	66.0 (Overall)
Race State	Finished



Thomas Farms Rc Murray Bridge-
Professional-2026-01-17

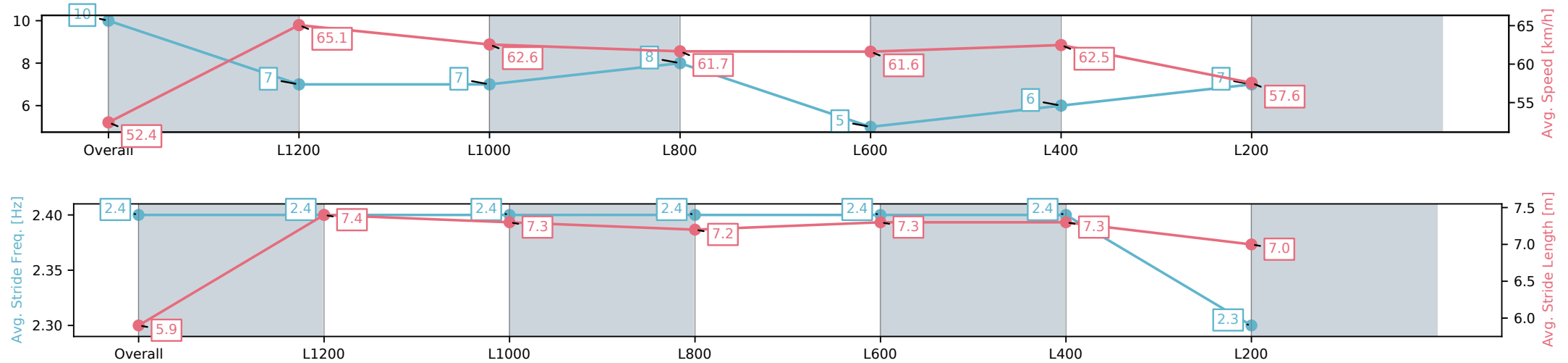
Race 3: Reg Nolan - Life Member Maiden Plate - 1400m

17 January 2026 - 1:05PM

Track Rating: Good 4, Weather: Fine, Rail Position: True



Section	Overall	L1200	L1000	L800	L600	L400	L200
Section Times	1:24.20[10] (0:13.71)	1:10.49[7] (0:11.12)	0:59.37[7] (0:11.69)	0:47.68[8] (0:11.81)	0:35.87[5] (0:11.80)	0:24.07[6] (0:11.53)	0:12.54[7] (0:12.54)
Average Speed [km/h]	52.4	65.1	62.6	61.7	61.6	62.5	57.6
Top Speed [km/h]	66.0	66.0	64.2	63.2	63.0	63.2	60.3
Avg. Dist. to Rail [m]	4.0	2.9	3.0	2.2	3.4	6.1	6.6
Avg. Stride Freq. [Hz]	2.4	2.4	2.4	2.4	2.4	2.4	2.3
Avg. Stride Length [m]	5.9	7.4	7.3	7.2	7.3	7.3	7.0



[] Ranking at each section and finish
-:-:- No data available at this section
NA No data available

Horse/Jockey Name	TAAJWAR/Alana Livesey
Finish Rank	11
Fastest Section Time (Section)	0:11.27 (L1200)
Top Speed [km/h] (Section)	64.5 (Overall)
Race State	Finished



Thomas Farms Rc Murray Bridge-
Professional-2026-01-17

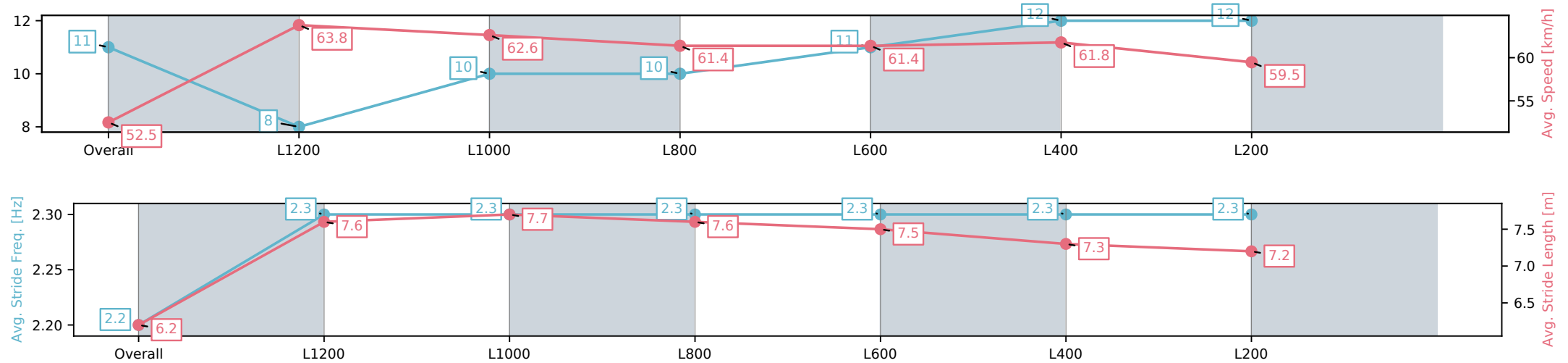
Race 3: Reg Nolan - Life Member Maiden Plate - 1400m

17 January 2026 - 1:05PM

Track Rating: Good 4, Weather: Fine, Rail Position: True



Section	Overall	L1200	L1000	L800	L600	L400	L200
Section Times	1:24.27[11] (0:13.74)	1:10.53[8] (0:11.27)	0:59.26[10] (0:11.62)	0:47.64[10] (0:11.90)	0:35.74[11] (0:12.00)	0:23.74[12] (0:11.66)	0:12.08[12] (0:12.08)
Average Speed [km/h]	52.5	63.8	62.6	61.4	61.4	61.8	59.5
Top Speed [km/h]	63.3	64.5	63.6	62.4	62.7	63.4	61.1
Avg. Dist. to Rail [m]	0.4	0.3	1.6	3.1	5.3	9.0	10.0
Avg. Stride Freq. [Hz]	2.2	2.3	2.3	2.3	2.3	2.3	2.3
Avg. Stride Length [m]	6.2	7.6	7.7	7.6	7.5	7.3	7.2



[] Ranking at each section and finish
-:-:- No data available at this section
NA No data available

Horse/Jockey Name	REAL WORLD/Margaret Collett
Finish Rank	12
Fastest Section Time (Section)	0:10.96 (L1200)
Top Speed [km/h] (Section)	68.7 (Overall)
Race State	Finished



Thomas Farms Rc Murray Bridge-
Professional-2026-01-17

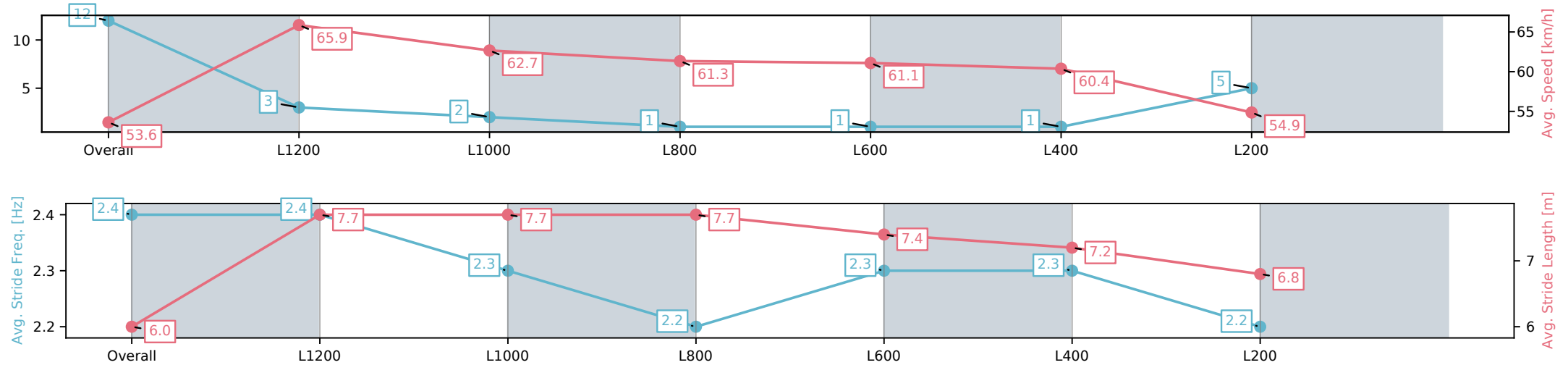
Race 3: Reg Nolan - Life Member Maiden Plate - 1400m

17 January 2026 - 1:05PM

Track Rating: Good 4, Weather: Fine, Rail Position: True



Section	Overall	L1200	L1000	L800	L600	L400	L200
Section Times	1:24.79[12] (0:13.44)	1:11.35[3] (0:10.96)	1:00.39[2] (0:11.59)	0:48.80[1] (0:11.84)	0:36.96[1] (0:11.88)	0:25.08[1] (0:11.91)	0:13.17[5] (0:13.17)
Average Speed [km/h]	53.6	65.9	62.7	61.3	61.1	60.4	54.9
Top Speed [km/h]	68.7	67.8	64.5	62.0	62.9	62.1	57.9
Avg. Dist. to Rail [m]	2.7	2.2	1.9	1.5	2.3	3.3	3.9
Avg. Stride Freq. [Hz]	2.4	2.4	2.3	2.2	2.3	2.3	2.2
Avg. Stride Length [m]	6.0	7.7	7.7	7.7	7.4	7.2	6.8



[] Ranking at each section and finish
-:-:- No data available at this section
NA No data available

Horse/Jockey Name	ROAD TO THE CITY/Alysha Warren
Finish Rank	13
Fastest Section Time (Section)	0:11.05 (L1200)
Top Speed [km/h] (Section)	66.8 (Overall)
Race State	Finished



Thomas Farms Rc Murray Bridge-
Professional-2026-01-17

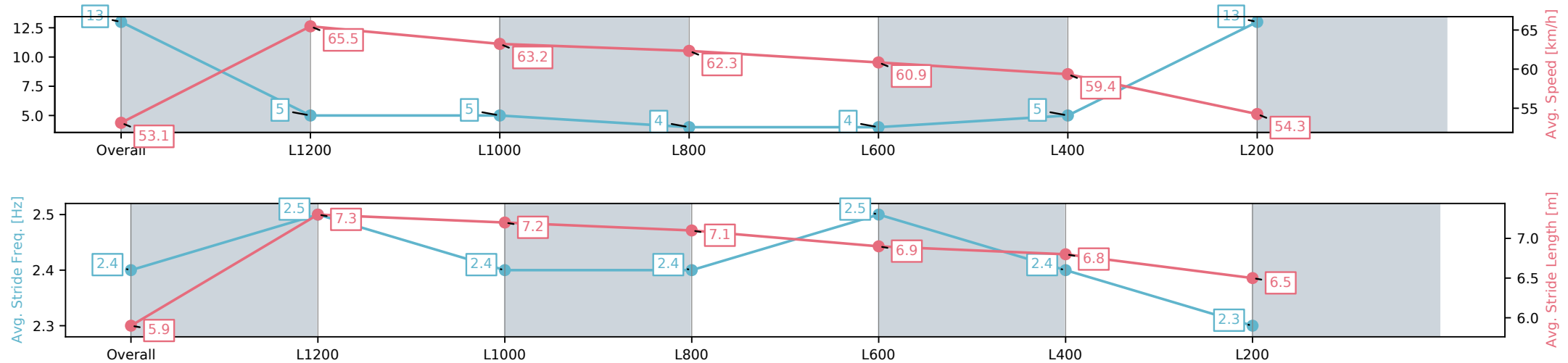
Race 3: Reg Nolan - Life Member Maiden Plate - 1400m

17 January 2026 - 1:05PM

Track Rating: Good 4, Weather: Fine, Rail Position: True



Section	Overall	L1200	L1000	L800	L600	L400	L200
Section Times	1:25.47[13] (0:13.56)	1:11.90[5] (0:11.05)	1:00.85[5] (0:11.66)	0:49.19[4] (0:11.75)	0:37.44[4] (0:12.09)	0:25.35[5] (0:12.11)	0:13.24[13] (0:13.24)
Average Speed [km/h]	53.1	65.5	63.2	62.3	60.9	59.4	54.3
Top Speed [km/h]	65.9	66.8	64.0	63.1	61.9	61.9	57.9
Avg. Dist. to Rail [m]	7.9	4.6	4.7	3.7	4.9	7.3	8.8
Avg. Stride Freq. [Hz]	2.4	2.5	2.4	2.4	2.5	2.4	2.3
Avg. Stride Length [m]	5.9	7.3	7.2	7.1	6.9	6.8	6.5



[] Ranking at each section and finish
-:-:- No data available at this section
NA No data available