



# Thomas Farms Rc Murray Bridge-Professional-2026-01-17

## Race 2: Thomas Farms Handicap - 1200m

17 January 2026 - 12:30PM

Track Rating: Good 4, Weather: Fine, Rail Position: True



### Section

### Field Times

							Overall	L1000	L800	L600	L400	L200		
							1:09.69	0:56.56	0:45.79	0:34.81	0:23.46	0:12.20		
							(0:13.12)	(0:10.78)	(0:10.98)	(0:11.35)	(0:11.26)	(0:12.20)		
Position	#	Horse/Jockey	Barrier	Top Speed [km/h]	Fastest Section	First 400m							Margin	Distance Travelled From Winner [m]
1	2	FAST BUBBLES	3	66.7	0:10.89	0:24.56	1:09.69	0:56.02 [6]	0:45.13 [6]	0:34.09 [6]	0:22.86 [6]	0:11.61 [6]	1:09.69	
		Campbell Rawiller		1200-1000	1000-800		(0:13.67)	(0:10.89)	(0:11.04)	(0:11.23)	(0:11.25)	(0:11.61)		
2	3	PRINCESS QUE	1	67.1	0:10.88	0:24.12	1:09.70	0:56.46 [2]	0:45.58 [3]	0:34.56 [4]	0:23.20 [4]	0:11.83 [5]	0.03L	-3
		Todd Pannell		1000-800	1000-800		(0:13.24)	(0:10.88)	(0:11.02)	(0:11.36)	(0:11.37)	(0:11.83)		
3	5	ANGEL TORQUE	4	69.0	0:10.71	0:24.03	1:09.73	0:56.41 [3]	0:45.70 [2]	0:34.72 [2]	0:23.51 [1]	0:12.25 [1]	0.23L	-1
		Emily Finnegan		1200-1000	1000-800		(0:13.32)	(0:10.71)	(0:10.98)	(0:11.21)	(0:11.26)	(0:12.25)		
4	4	THE STALKER	6	68.2	0:10.78	0:23.90	1:09.84	0:56.72 [1]	0:45.94 [1]	0:34.97 [1]	0:23.51 [2]	0:12.12 [3]	0.94L	-3
		Alana Livesey		1200-1000	1000-800		(0:13.12)	(0:10.78)	(0:10.97)	(0:11.46)	(0:11.39)	(0:12.12)		
5	1	DANCING STORM	2	68.2	0:10.73	0:24.33	1:09.95	0:56.35 [5]	0:45.62 [5]	0:34.78 [5]	0:23.54 [3]	0:12.26 [2]	1.67L	-2
		Jake Toeroek		1200-1000	1000-800		(0:13.60)	(0:10.73)	(0:10.84)	(0:11.24)	(0:11.28)	(0:12.26)		
6	6	EL PASO CITIE	5	69.2	0:10.64	0:24.22	1:10.23	0:56.65 [4]	0:46.01 [4]	0:35.19 [3]	0:23.66 [5]	0:12.40 [4]	3.52L	+3
		Caitlin Tootell		1200-1000	1000-800		(0:13.57)	(0:10.64)	(0:10.82)	(0:11.53)	(0:11.26)	(0:12.40)		

Scratched: On The Map (#7)

Horse/Jockey Name	FAST BUBBLES/Campbell Rawiller
Finish Rank	1
Fastest Section Time (Section)	0:10.89 (L1000)
Top Speed [km/h] (Section)	66.7 (Overall)
Race State	Finished



Thomas Farms Rc Murray Bridge-  
Professional-2026-01-17

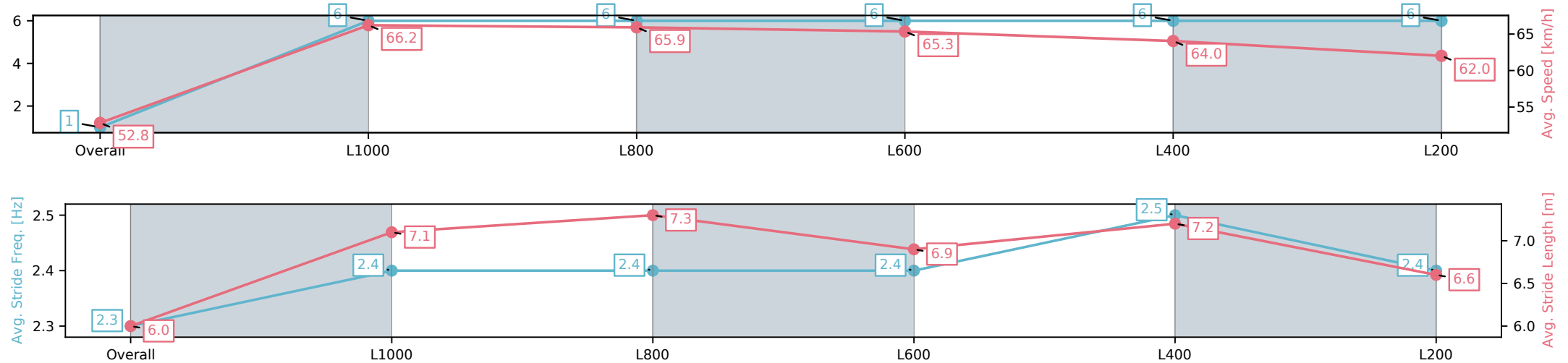
Race 2: Thomas Farms Handicap - 1200m

17 January 2026 - 12:30PM

Track Rating: Good 4, Weather: Fine, Rail Position: True



Section	Overall	L1000	L800	L600	L400	L200
Section Times	1:09.69[1] (0:13.67)	0:56.02[6] (0:10.89)	0:45.13[6] (0:11.04)	0:34.09[6] (0:11.23)	0:22.86[6] (0:11.25)	0:11.61[6] (0:11.61)
Average Speed [km/h]	52.8	66.2	65.9	65.3	64.0	62.0
Top Speed [km/h]	66.6	66.7	66.6	66.6	64.8	63.5
Avg. Dist. to Rail [m]	3.0	2.3	4.7	4.3	11.9	15.5
Avg. Stride Freq. [Hz]	2.3	2.4	2.4	2.4	2.5	2.4
Avg. Stride Length [m]	6.0	7.1	7.3	6.9	7.2	6.6



- [ ] Ranking at each section and finish
- :-:- No data available at this section
- NA No data available

Horse/Jockey Name	PRINCESS QUE/Todd Pannell
Finish Rank	2
Fastest Section Time (Section)	0:10.88 (L1000)
Top Speed [km/h] (Section)	67.1 (L1000)
Race State	Finished



Thomas Farms Rc Murray Bridge-  
Professional-2026-01-17

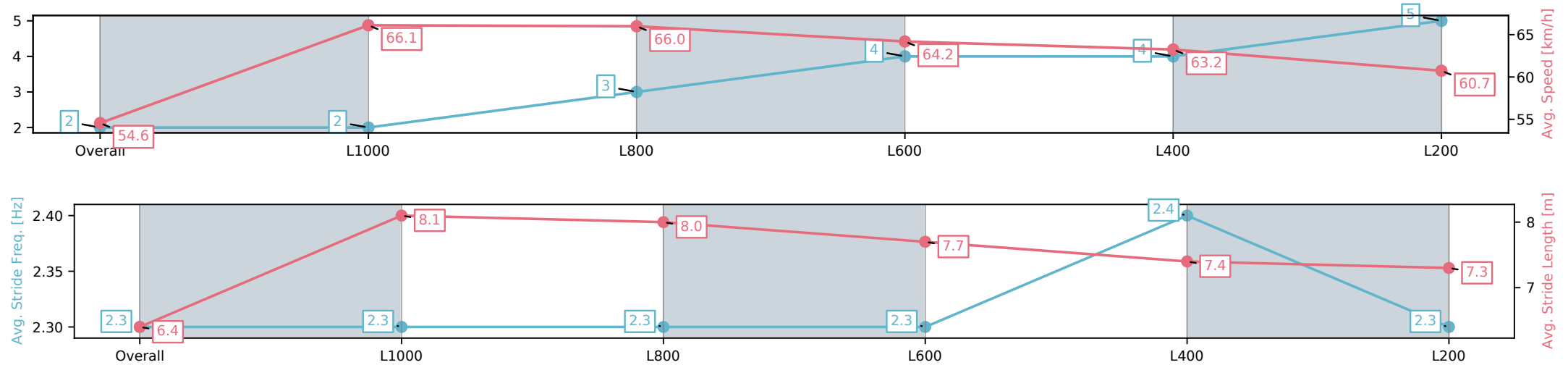
Race 2: Thomas Farms Handicap - 1200m

17 January 2026 - 12:30PM

Track Rating: Good 4, Weather: Fine, Rail Position: True



Section	Overall	L1000	L800	L600	L400	L200
Section Times	1:09.70[2] (0:13.24)	0:56.46[2] (0:10.88)	0:45.58[3] (0:11.02)	0:34.56[4] (0:11.36)	0:23.20[4] (0:11.37)	0:11.83[5] (0:11.83)
Average Speed [km/h]	54.6	66.1	66.0	64.2	63.2	60.7
Top Speed [km/h]	67.0	67.1	67.1	65.7	64.8	62.6
Avg. Dist. to Rail [m]	1.5	1.3	3.1	3.1	5.3	7.3
Avg. Stride Freq. [Hz]	2.3	2.3	2.3	2.3	2.4	2.3
Avg. Stride Length [m]	6.4	8.1	8.0	7.7	7.4	7.3



[ ] Ranking at each section and finish  
-:-:- No data available at this section  
NA No data available

Horse/Jockey Name	ANGEL TORQUE/Emily Finnegan
Finish Rank	3
Fastest Section Time (Section)	0:10.71 (L1000)
Top Speed [km/h] (Section)	69.0 (Overall)
Race State	Finished



Thomas Farms Rc Murray Bridge-  
Professional-2026-01-17

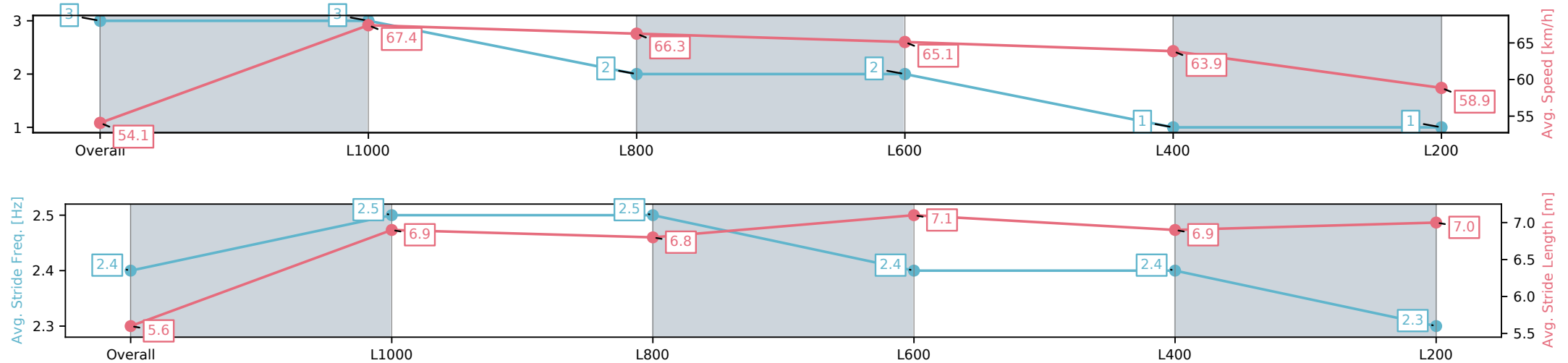
Race 2: Thomas Farms Handicap - 1200m

17 January 2026 - 12:30PM

Track Rating: Good 4, Weather: Fine, Rail Position: True



Section	Overall	L1000	L800	L600	L400	L200
Section Times	1:09.73[3] (0:13.32)	0:56.41[3] (0:10.71)	0:45.70[2] (0:10.98)	0:34.72[2] (0:11.21)	0:23.51[1] (0:11.26)	0:12.25[1] (0:12.25)
Average Speed [km/h]	54.1	67.4	66.3	65.1	63.9	58.9
Top Speed [km/h]	67.9	69.0	67.5	66.1	66.0	62.0
Avg. Dist. to Rail [m]	3.7	2.3	3.9	3.2	6.3	9.5
Avg. Stride Freq. [Hz]	2.4	2.5	2.5	2.4	2.4	2.3
Avg. Stride Length [m]	5.6	6.9	6.8	7.1	6.9	7.0



[ ] Ranking at each section and finish  
-:-:- No data available at this section  
NA No data available

Horse/Jockey Name	THE STALKER/Alana Livesey
Finish Rank	4
Fastest Section Time (Section)	0:10.78 (L1000)
Top Speed [km/h] (Section)	68.2 (Overall)
Race State	Finished



Thomas Farms Rc Murray Bridge-  
Professional-2026-01-17

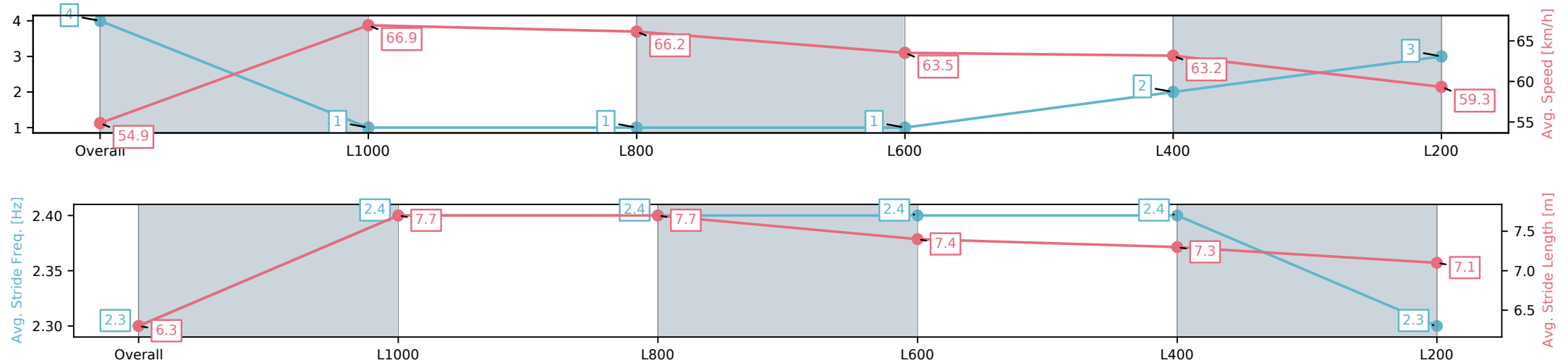
Race 2: Thomas Farms Handicap - 1200m

17 January 2026 - 12:30PM

Track Rating: Good 4, Weather: Fine, Rail Position: True



Section	Overall	L1000	L800	L600	L400	L200
Section Times	1:09.84[4] (0:13.12)	0:56.72[1] (0:10.78)	0:45.94[1] (0:10.97)	0:34.97[1] (0:11.46)	0:23.51[2] (0:11.39)	0:12.12[3] (0:12.12)
Average Speed [km/h]	54.9	66.9	66.2	63.5	63.2	59.3
Top Speed [km/h]	67.9	68.2	67.4	65.4	65.2	61.8
Avg. Dist. to Rail [m]	4.4	1.2	3.0	3.0	3.5	3.6
Avg. Stride Freq. [Hz]	2.3	2.4	2.4	2.4	2.4	2.3
Avg. Stride Length [m]	6.3	7.7	7.7	7.4	7.3	7.1



[ ] Ranking at each section and finish  
-:-:- No data available at this section  
NA No data available

Horse/Jockey Name	DANCING STORM/Jake Toeroek
Finish Rank	5
Fastest Section Time (Section)	0:10.73 (L1000)
Top Speed [km/h] (Section)	68.2 (Overall)
Race State	Finished



Thomas Farms Rc Murray Bridge-  
Professional-2026-01-17

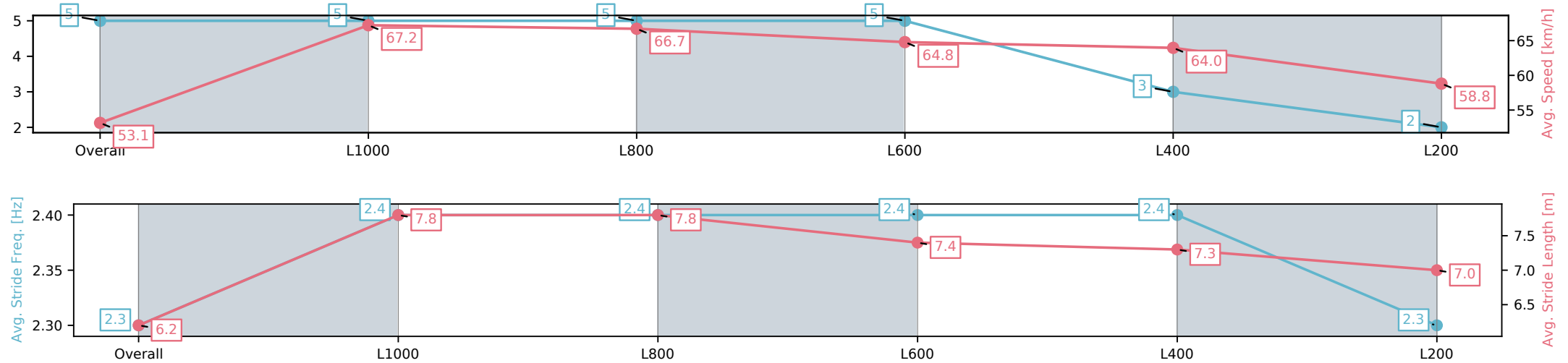
Race 2: Thomas Farms Handicap - 1200m

17 January 2026 - 12:30PM

Track Rating: Good 4, Weather: Fine, Rail Position: True



Section	Overall	L1000	L800	L600	L400	L200
Section Times	1:09.95[5] (0:13.60)	0:56.35[5] (0:10.73)	0:45.62[5] (0:10.84)	0:34.78[5] (0:11.24)	0:23.54[3] (0:11.28)	0:12.26[2] (0:12.26)
Average Speed [km/h]	53.1	67.2	66.7	64.8	64.0	58.8
Top Speed [km/h]	66.3	68.2	68.1	66.6	65.0	61.2
Avg. Dist. to Rail [m]	1.1	0.9	2.9	3.1	7.3	10.5
Avg. Stride Freq. [Hz]	2.3	2.4	2.4	2.4	2.4	2.3
Avg. Stride Length [m]	6.2	7.8	7.8	7.4	7.3	7.0



[ ] Ranking at each section and finish  
-:-:- No data available at this section  
NA No data available

Horse/Jockey Name	EL PASO CITIE/Caitlin Tootell
Finish Rank	6
Fastest Section Time (Section)	0:10.64 (L1000)
Top Speed [km/h] (Section)	69.2 (Overall)
Race State	Finished



Thomas Farms Rc Murray Bridge-  
Professional-2026-01-17

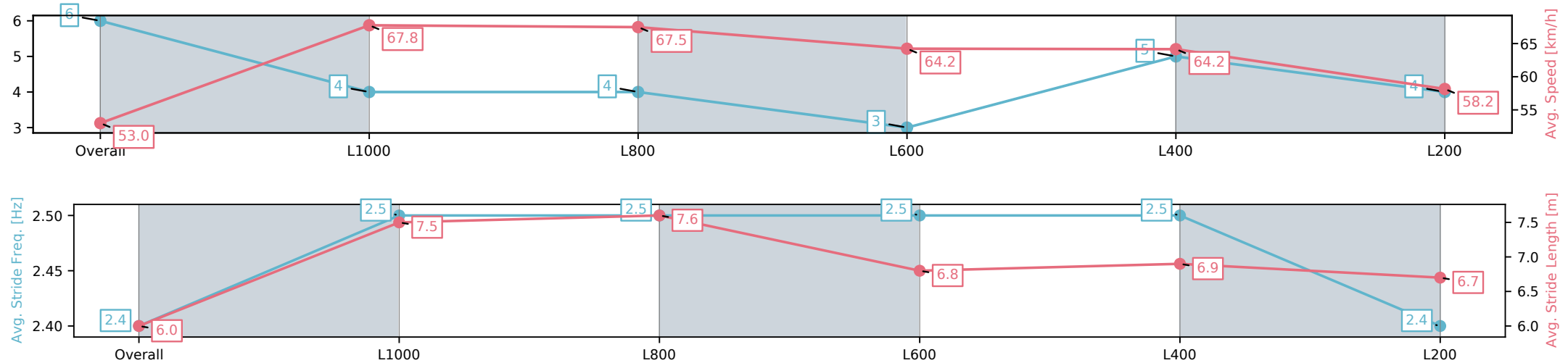
Race 2: Thomas Farms Handicap - 1200m

17 January 2026 - 12:30PM

Track Rating: Good 4, Weather: Fine, Rail Position: True



Section	Overall	L1000	L800	L600	L400	L200
Section Times	1:10.23[6] (0:13.57)	0:56.65[4] (0:10.64)	0:46.01[4] (0:10.82)	0:35.19[3] (0:11.53)	0:23.66[5] (0:11.26)	0:12.40[4] (0:12.40)
Average Speed [km/h]	53.0	67.8	67.5	64.2	64.2	58.2
Top Speed [km/h]	68.9	69.2	68.6	66.2	66.3	61.2
Avg. Dist. to Rail [m]	5.0	2.8	4.7	6.8	9.3	11.2
Avg. Stride Freq. [Hz]	2.4	2.5	2.5	2.5	2.5	2.4
Avg. Stride Length [m]	6.0	7.5	7.6	6.8	6.9	6.7



[ ] Ranking at each section and finish  
-:-:- No data available at this section  
NA No data available