



# Thomas Farms Rc Murray Bridge-Professional-2026-01-17

## Race 1: Bryan Guy Memorial Two-Year-Old Plate - 1000m

17 January 2026 - 12:00PM

Track Rating: Good 4, Weather: Fine, Rail Position: True



### Section

### Field Times

Overall  
0:58.26  
(0:12.93)

L800  
0:45.33  
(0:10.85)

L600  
0:34.48  
(0:11.25)

L400  
0:23.23  
(0:11.07)

L200  
0:12.16  
(0:12.16)

Position	#	Horse/Jockey	Barrier	Top Speed [km/h]	Fastest Section	First 400m	Overall	L800	L600	L400	L200	Margin	Distance Travelled From Winner [m]
1	8	ZOUWIN	7	68.6	0:10.85	0:23.77	0:58.26	0:45.34 [1]	0:34.49 [1]	0:23.24 [1]	0:12.16 [1]	0:58.26	
		Taylor Johnstone		1000-800	800-600		(0:12.92)	(0:10.85)	(0:11.25)	(0:11.08)	(0:12.16)		
2	7	VERZAIN	1	69.2	0:10.71	0:24.09	0:58.28	0:44.90 [5]	0:34.19 [3]	0:23.04 [2]	0:12.07 [2]	0.11L	+1
		Kayla Crowther		1000-800	800-600		(0:13.38)	(0:10.71)	(0:11.15)	(0:10.97)	(0:12.07)		
3	3	IMAGE ARTIST	5	68.0	0:10.86	0:24.44	0:58.53	0:44.95 [6]	0:34.09 [6]	0:22.88 [6]	0:11.73 [4]	1.8L	+2
		Andrew Stead		1000-800	800-600		(0:13.57)	(0:10.86)	(0:11.21)	(0:11.15)	(0:11.73)		
4	1	VOLSTAR	4	68.0	0:10.88	0:24.22	0:58.54	0:45.20 [4]	0:34.32 [4]	0:23.15 [3]	0:12.23 [3]	1.86L	+1
		Jacob Opperman		1000-800	800-600		(0:13.34)	(0:10.88)	(0:11.17)	(0:10.92)	(0:12.23)		
5	4	NEVAWASANANGEL	3	69.7	0:10.82	0:24.46	0:59.49	0:45.85 [7]	0:35.03 [7]	0:23.87 [5]	0:12.57 [5]	8.08L	+0
		Anna Jordsjo		1000-800	800-600		(0:13.64)	(0:10.82)	(0:11.16)	(0:11.30)	(0:12.56)		
6	2	FARNACE	6	68.7	0:10.96	0:24.28	1:00.03	0:46.71 [3]	0:35.75 [5]	0:24.36 [7]	0:12.72 [7]	11.65L	+5
		Jason Holder		1000-800	800-600		(0:13.32)	(0:10.96)	(0:11.39)	(0:11.64)	(0:12.72)		
7	6	TOWBALL	2	69.2	0:10.98	0:24.07	1:00.19	0:47.10 [2]	0:36.12 [2]	0:24.78 [4]	0:13.05 [6]	12.66L	+2
		Margaret Collett		1000-800	800-600		(0:13.09)	(0:10.98)	(0:11.34)	(0:11.73)	(0:13.05)		

Scratched: Nicctini (#5)

Horse/Jockey Name	ZOUWIN/Taylor Johnstone
Finish Rank	1
Fastest Section Time (Section)	0:10.85 (L800)
Top Speed [km/h] (Section)	68.6 (Overall)
Race State	Finished



Thomas Farms Rc Murray Bridge-  
Professional-2026-01-17

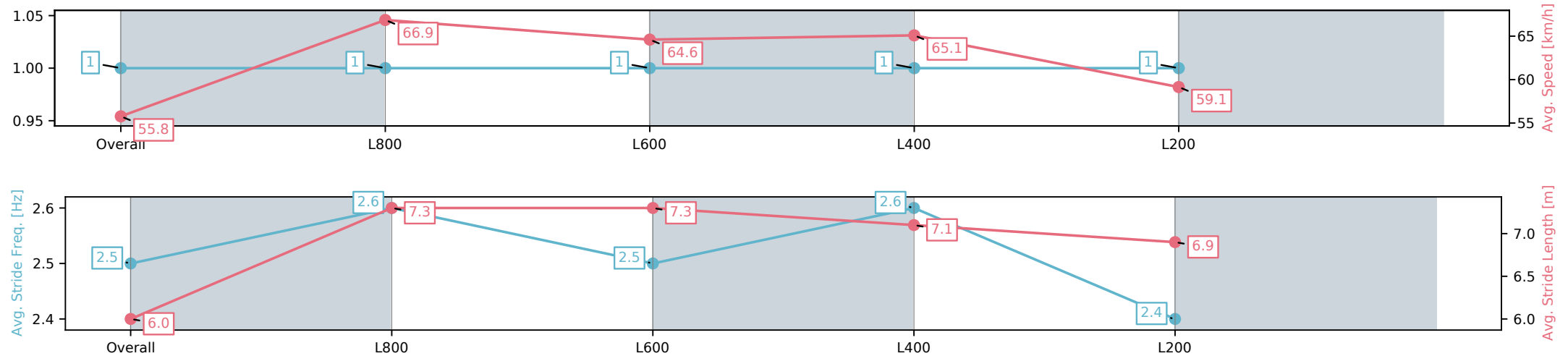
Race 1: Bryan Guy Memorial Two-Year-Old Plate - 1000m

17 January 2026 - 12:00PM

Track Rating: Good 4, Weather: Fine, Rail Position: True



Section	Overall	L800	L600	L400	L200
Section Times	0:58.26[1] (0:12.92)	0:45.34[1] (0:10.85)	0:34.49[1] (0:11.25)	0:23.24[1] (0:11.08)	0:12.16[1] (0:12.16)
Average Speed [km/h]	55.8	66.9	64.6	65.1	59.1
Top Speed [km/h]	68.5	68.6	65.9	66.5	62.4
Avg. Dist. to Rail [m]	5.2	2.8	2.0	2.8	4.2
Avg. Stride Freq. [Hz]	2.5	2.6	2.5	2.6	2.4
Avg. Stride Length [m]	6.0	7.3	7.3	7.1	6.9



[ ] Ranking at each section and finish  
-:-:- No data available at this section  
NA No data available

Horse/Jockey Name	VERZAIN/Kayla Crowther
Finish Rank	2
Fastest Section Time (Section)	0:10.71 (L800)
Top Speed [km/h] (Section)	69.2 (Overall)
Race State	Finished



Thomas Farms Rc Murray Bridge-  
Professional-2026-01-17

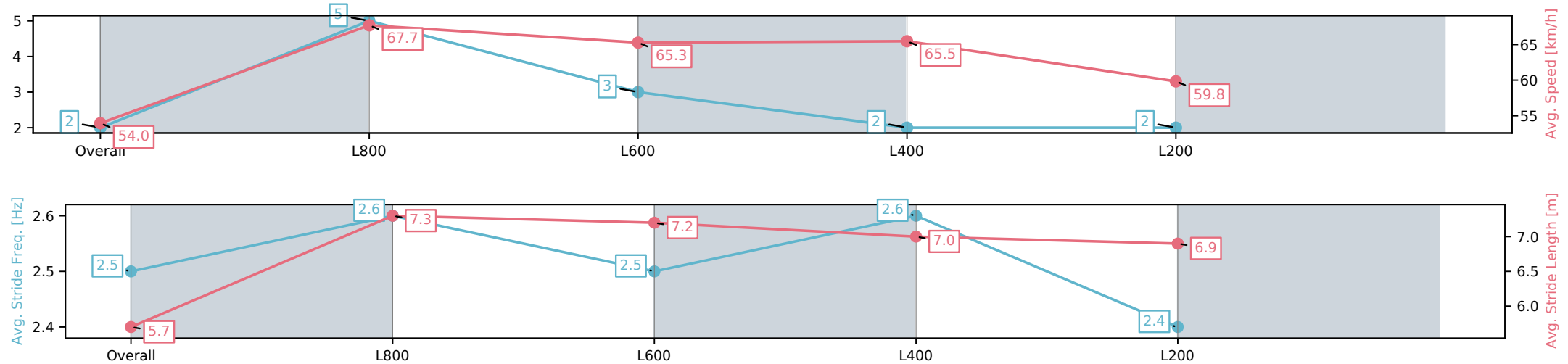
Race 1: Bryan Guy Memorial Two-Year-Old Plate - 1000m

17 January 2026 - 12:00PM

Track Rating: Good 4, Weather: Fine, Rail Position: True



Section	Overall	L800	L600	L400	L200
Section Times	0:58.28[2] (0:13.38)	0:44.90[5] (0:10.71)	0:34.19[3] (0:11.15)	0:23.04[2] (0:10.97)	0:12.07[2] (0:12.07)
Average Speed [km/h]	54.0	67.7	65.3	65.5	59.8
Top Speed [km/h]	68.1	69.2	67.0	67.0	62.8
Avg. Dist. to Rail [m]	1.4	3.3	3.0	5.4	5.0
Avg. Stride Freq. [Hz]	2.5	2.6	2.5	2.6	2.4
Avg. Stride Length [m]	5.7	7.3	7.2	7.0	6.9



[ ] Ranking at each section and finish  
-:-:- No data available at this section  
NA No data available

Horse/Jockey Name	IMAGE ARTIST/Andrew Stead
Finish Rank	3
Fastest Section Time (Section)	0:10.86 (L800)
Top Speed [km/h] (Section)	68.0 (Overall)
Race State	Finished



Thomas Farms Rc Murray Bridge-  
Professional-2026-01-17

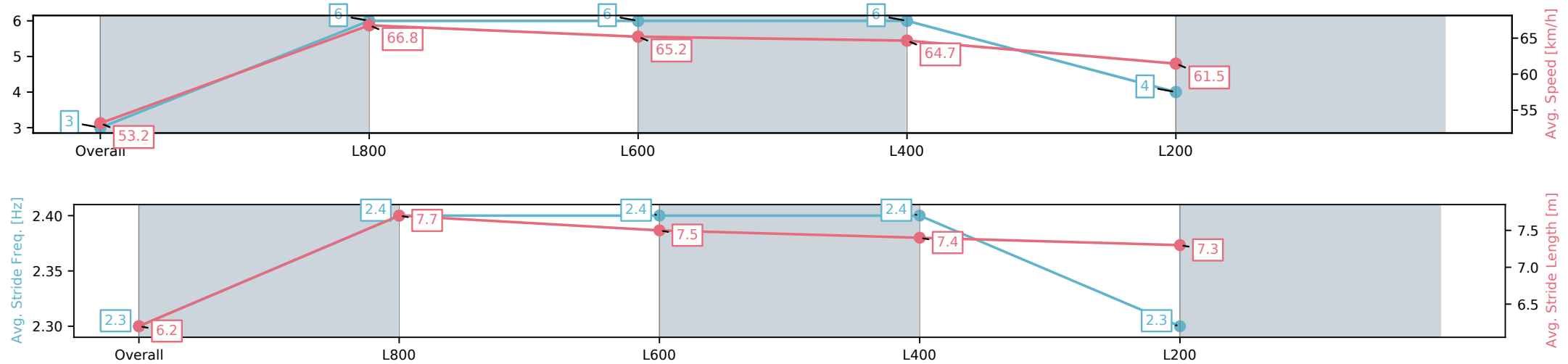
Race 1: Bryan Guy Memorial Two-Year-Old Plate - 1000m

17 January 2026 - 12:00PM

Track Rating: Good 4, Weather: Fine, Rail Position: True



Section	Overall	L800	L600	L400	L200
Section Times	0:58.53[3] (0:13.57)	0:44.95[6] (0:10.86)	0:34.09[6] (0:11.21)	0:22.88[6] (0:11.15)	0:11.73[4] (0:11.73)
Average Speed [km/h]	53.2	66.8	65.2	64.7	61.5
Top Speed [km/h]	66.9	68.0	66.7	67.2	64.5
Avg. Dist. to Rail [m]	3.6	4.3	3.5	8.2	8.9
Avg. Stride Freq. [Hz]	2.3	2.4	2.4	2.4	2.3
Avg. Stride Length [m]	6.2	7.7	7.5	7.4	7.3



[ ] Ranking at each section and finish  
-:-:- No data available at this section  
NA No data available

Horse/Jockey Name	VOLSTAR/Jacob Opperman
Finish Rank	4
Fastest Section Time (Section)	0:10.88 (L800)
Top Speed [km/h] (Section)	68.0 (Overall)
Race State	Finished



Thomas Farms Rc Murray Bridge-  
Professional-2026-01-17

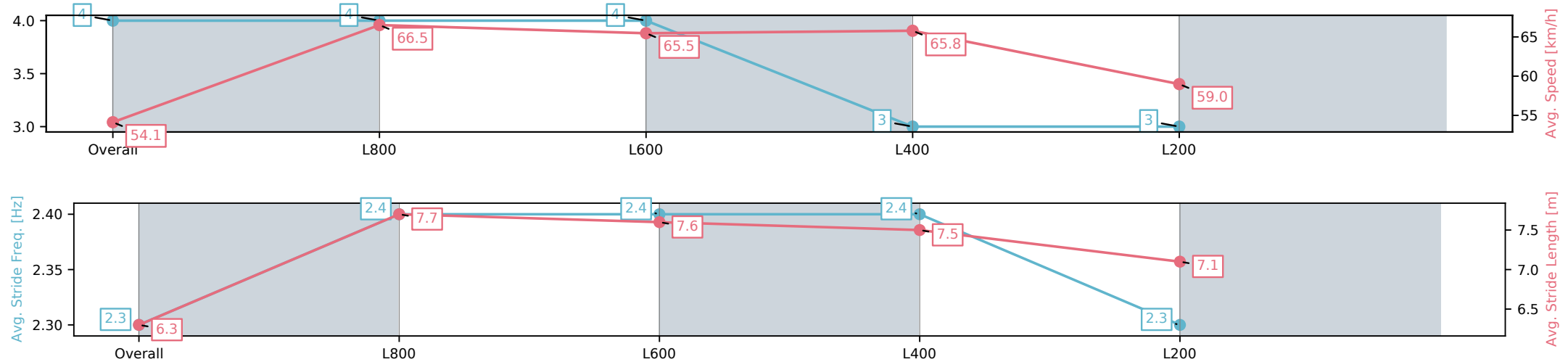
Race 1: Bryan Guy Memorial Two-Year-Old Plate - 1000m

17 January 2026 - 12:00PM

Track Rating: Good 4, Weather: Fine, Rail Position: True



Section	Overall	L800	L600	L400	L200
Section Times	0:58.54[4] (0:13.34)	0:45.20[4] (0:10.88)	0:34.32[4] (0:11.17)	0:23.15[3] (0:10.92)	0:12.23[3] (0:12.23)
Average Speed [km/h]	54.1	66.5	65.5	65.8	59.0
Top Speed [km/h]	67.9	68.0	67.0	67.6	62.3
Avg. Dist. to Rail [m]	3.3	3.6	3.4	6.7	7.5
Avg. Stride Freq. [Hz]	2.3	2.4	2.4	2.4	2.3
Avg. Stride Length [m]	6.3	7.7	7.6	7.5	7.1



[ ] Ranking at each section and finish  
-:-:- No data available at this section  
NA No data available

Horse/Jockey Name	NEVAWASANANGEL/Anna Jordsjo
Finish Rank	5
Fastest Section Time (Section)	0:10.82 (L800)
Top Speed [km/h] (Section)	69.7 (Overall)
Race State	Finished



Thomas Farms Rc Murray Bridge-  
Professional-2026-01-17

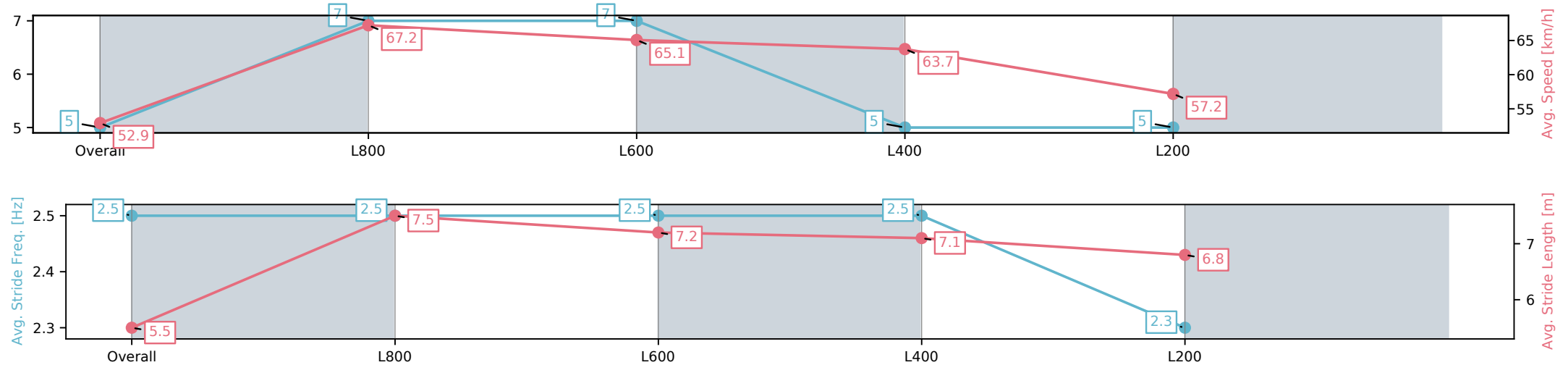
Race 1: Bryan Guy Memorial Two-Year-Old Plate - 1000m

17 January 2026 - 12:00PM

Track Rating: Good 4, Weather: Fine, Rail Position: True



Section	Overall	L800	L600	L400	L200
Section Times	0:59.49[5] (0:13.64)	0:45.85[7] (0:10.82)	0:35.03[7] (0:11.16)	0:23.87[5] (0:11.30)	0:12.57[5] (0:12.56)
Average Speed [km/h]	52.9	67.2	65.1	63.7	57.2
Top Speed [km/h]	68.9	69.7	66.4	65.5	61.9
Avg. Dist. to Rail [m]	2.1	3.8	2.8	7.5	8.6
Avg. Stride Freq. [Hz]	2.5	2.5	2.5	2.5	2.3
Avg. Stride Length [m]	5.5	7.5	7.2	7.1	6.8



[ ] Ranking at each section and finish  
-:-:- No data available at this section  
NA No data available

Horse/Jockey Name	FARNACE/Jason Holder
Finish Rank	6
Fastest Section Time (Section)	0:10.96 (L800)
Top Speed [km/h] (Section)	68.7 (Overall)
Race State	Finished



Thomas Farms Rc Murray Bridge-  
Professional-2026-01-17

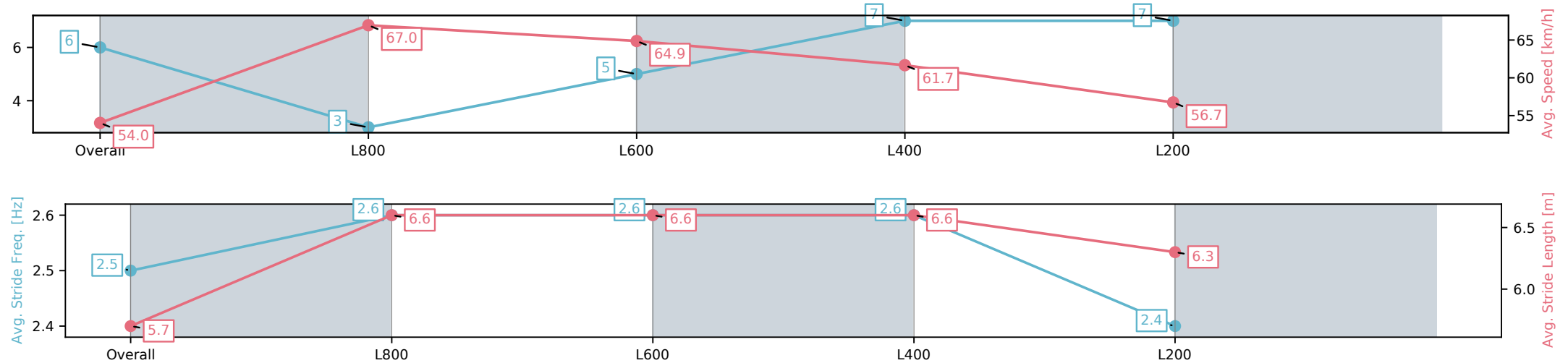
Race 1: Bryan Guy Memorial Two-Year-Old Plate - 1000m

17 January 2026 - 12:00PM

Track Rating: Good 4, Weather: Fine, Rail Position: True



Section	Overall	L800	L600	L400	L200
Section Times	1:00.03[6] (0:13.32)	0:46.71[3] (0:10.96)	0:35.75[5] (0:11.39)	0:24.36[7] (0:11.64)	0:12.72[7] (0:12.72)
Average Speed [km/h]	54.0	67.0	64.9	61.7	56.7
Top Speed [km/h]	68.6	68.7	66.6	64.0	60.0
Avg. Dist. to Rail [m]	5.4	5.4	6.2	9.5	8.7
Avg. Stride Freq. [Hz]	2.5	2.6	2.6	2.6	2.4
Avg. Stride Length [m]	5.7	6.6	6.6	6.6	6.3



[ ] Ranking at each section and finish  
-:-:- No data available at this section  
NA No data available

Horse/Jockey Name	TOWBALL/Margaret Collett
Finish Rank	7
Fastest Section Time (Section)	0:10.98 (L800)
Top Speed [km/h] (Section)	69.2 (Overall)
Race State	Finished



Thomas Farms Rc Murray Bridge-  
Professional-2026-01-17

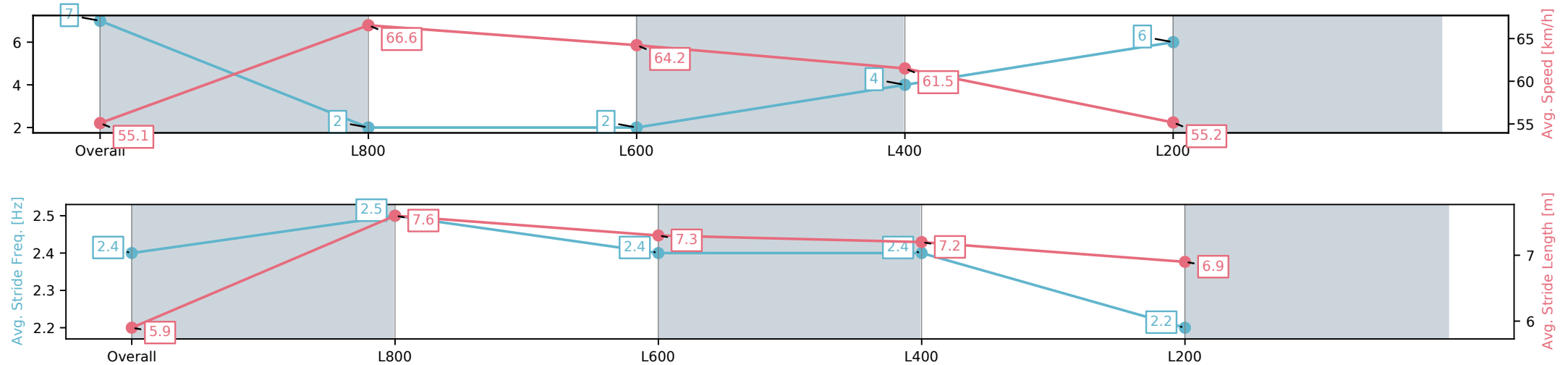
Race 1: Bryan Guy Memorial Two-Year-Old Plate - 1000m

17 January 2026 - 12:00PM

Track Rating: Good 4, Weather: Fine, Rail Position: True



Section	Overall	L800	L600	L400	L200
Section Times	1:00.19[7] (0:13.09)	0:47.10[2] (0:10.98)	0:36.12[2] (0:11.34)	0:24.78[4] (0:11.73)	0:13.05[6] (0:13.05)
Average Speed [km/h]	55.1	66.6	64.2	61.5	55.2
Top Speed [km/h]	69.2	68.0	66.0	64.5	58.2
Avg. Dist. to Rail [m]	2.6	4.8	3.2	5.6	6.2
Avg. Stride Freq. [Hz]	2.4	2.5	2.4	2.4	2.2
Avg. Stride Length [m]	5.9	7.6	7.3	7.2	6.9



[ ] Ranking at each section and finish  
-:-:- No data available at this section  
NA No data available