



# Thomas Farms Rc Murray Bridge-Professional-2026-01-10

## Race 8: Fore Design & Flex Planning Handicap - 1200m

10 January 2026 - 5:33PM

Track Rating: Good 4, Weather: Overcast, Rail Position: +3m 1200m Chute, +5.5m  
Remainder



Section Field Times							Overall	L1000	L800	L600	L400	L200		
							1:11.65 (0:13.56)	0:58.09 (0:11.18)	0:46.91 (0:11.30)	0:35.61 (0:11.83)	0:23.79 (0:11.64)	0:12.15 (0:12.15)		
Position	#	Horse/Jockey	Barrier	Top Speed [km/h]	Fastest Section	First 400m							Margin	Distance Travelled From Winner [m]
1	11	DEFICIT	8	67.5	0:11.07	0:25.33	1:11.65	0:57.39 [12]	0:46.32 [12]	0:35.08 [11]	0:23.34 [11]	0:11.93 [5]	1:11.65	
		Alana Livesey		1000-800	1000-800		(0:14.26)	(0:11.07)	(0:11.24)	(0:11.74)	(0:11.41)	(0:11.93)		
2	8	XTRAMAGIC	7	66.3	0:11.16	0:25.12	1:11.67	0:57.71 [9]	0:46.55 [9]	0:35.20 [8]	0:23.52 [7]	0:12.05 [2]	0.09L	-1
		Alysha Warren		1000-800	1000-800		(0:13.96)	(0:11.16)	(0:11.35)	(0:11.68)	(0:11.47)	(0:12.05)		
3	3	PURFECT LINE	4	66.5	0:11.14	0:24.93	1:12.01	0:58.22 [5]	0:47.08 [3]	0:35.68 [5]	0:24.07 [2]	0:12.51 [1]	2.26L	-2
		Caitlin Jones		1200-1000	1000-800		(0:13.79)	(0:11.14)	(0:11.40)	(0:11.61)	(0:11.56)	(0:12.51)		
4	2	NARALINGA	2	65.5	0:11.16	0:25.11	1:12.03	0:58.08 [8]	0:46.92 [8]	0:35.51 [10]	0:23.85 [8]	0:12.38 [3]	2.38L	-2
		Kayla Crowther		1000-800	1000-800		(0:13.95)	(0:11.16)	(0:11.41)	(0:11.66)	(0:11.47)	(0:12.38)		
5	12	DAMELLI	5	66.3	0:11.17	0:25.07	1:12.21	0:58.31 [7]	0:47.14 [7]	0:35.72 [9]	0:23.99 [9]	0:12.47 [6]	3.51L	-2
		Taylor Johnstone		1200-1000	1000-800		(0:13.90)	(0:11.17)	(0:11.42)	(0:11.73)	(0:11.52)	(0:12.47)		
6	9	AMBELLO	3	65.6	0:11.22	0:25.32	1:12.40	0:58.30 [11]	0:47.08 [11]	0:35.71 [12]	0:24.00 [12]	0:12.31 [11]	4.67L	+1
		Sairyn Fawke		1000-800	1000-800		(0:14.10)	(0:11.22)	(0:11.37)	(0:11.71)	(0:11.69)	(0:12.31)		
7	5	ACAPPELLA MOON	1	65.3	0:11.17	0:25.05	1:12.43	0:58.55 [6]	0:47.38 [6]	0:36.03 [6]	0:24.36 [5]	0:12.57 [8]	4.86L	-5
		Jason Holder		1000-800	1000-800		(0:13.88)	(0:11.17)	(0:11.35)	(0:11.67)	(0:11.79)	(0:12.56)		
8	4	SO COUNTRY	6	65.7	0:11.18	0:24.73	1:12.61	0:59.06 [1]	0:47.88 [1]	0:36.58 [1]	0:24.75 [1]	0:12.93 [4]	5.98L	-4
		Serg Lisnyy		1200-1000	1000-800		(0:13.55)	(0:11.18)	(0:11.30)	(0:11.83)	(0:11.82)	(0:12.93)		
9	10	SHALHAVMUSIK	10	66.4	0:11.19	0:24.95	1:12.62	0:58.86 [3]	0:47.67 [4]	0:36.35 [3]	0:24.58 [4]	0:12.70 [9]	6.05L	-1
		Caitlin Tootell		1000-800	1000-800		(0:13.76)	(0:11.19)	(0:11.32)	(0:11.77)	(0:11.88)	(0:12.70)		
10	1	FLUTTERING RUBY	13	67.1	0:11.16	0:24.95	1:13.02	0:59.23 [4]	0:48.07 [5]	0:36.73 [4]	0:24.91 [6]	0:13.24 [7]	8.56L	+2
		Rochelle Milnes		1000-800	1000-800		(0:13.79)	(0:11.16)	(0:11.34)	(0:11.82)	(0:11.67)	(0:13.24)		

Scratched: Flirt (#13)

Report Created: Sat 10 January 2026 18:18:05 GMT+11 (Note: Timing is based on positional data)

Page 1/14

[ ] Position in running at each section and finish  
-:-:- No data available at this section  
NA No data available  
■ Background shading for fastest section

# Saddle cloth number  
DNF Did not finish  
DNT Did not track

data processed by  TRIPLESDATA



Thomas Farms Rc Murray Bridge-Professional-2026-01-10  
Race 8: Fore Design & Flex Planning Handicap - 1200m  
10 January 2026 - 5:33PM



Track Rating: Good 4, Weather: Overcast, Rail Position: +3m 1200m Chute, +5.5m  
Remainder

Section  
Field Times

Overall	L1000	L800	L600	L400	L200
1:11.65	0:58.09	0:46.91	0:35.61	0:23.79	0:12.15
(0:13.56)	(0:11.18)	(0:11.30)	(0:11.83)	(0:11.64)	(0:12.15)

Position	#	Horse/Jockey	Barrier	Top Speed [km/h]	Fastest Section	First 400m							Margin	Distance Travelled From Winner [m]
11	6	GUSTY WAY	9	66.2	0:11.11	0:24.79	1:13.18	0:59.50 [2]	0:48.39 [2]	0:37.04 [2]	0:25.21 [3]	0:13.12 [10]	9.58L	-1
		Stacey Metcalfe		1000-800	1000-800		(0:13.68)	(0:11.11)	(0:11.35)	(0:11.83)	(0:12.09)	(0:13.12)		
12	7	MY HARUCONI	12	67.1	0:11.12	0:25.18	1:13.32	0:59.26 [10]	0:48.14 [10]	0:36.89 [7]	0:25.02 [10]	0:13.17 [12]	10.39L	+3
		Dylan Caboche		1000-800	1000-800		(0:14.06)	(0:11.12)	(0:11.25)	(0:11.87)	(0:11.85)	(0:13.17)		

Scratched: Flirt (#13)

Horse/Jockey Name	DEFICIT/Alana Livesey
Finish Rank	1
Fastest Section Time (Section)	0:11.07 (L1000)
Top Speed [km/h] (Section)	67.5 (L1000)
Race State	Finished



Thomas Farms Rc Murray Bridge-  
Professional-2026-01-10

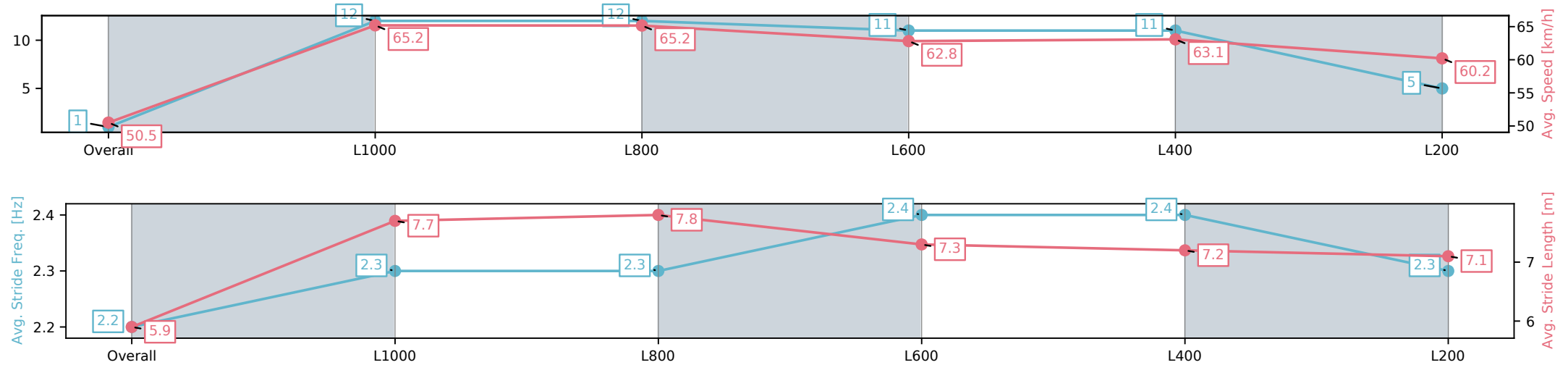
Race 8: Fore Design & Flex Planning Handicap - 1200m

10 January 2026 - 5:33PM

Track Rating: Good 4, Weather: Overcast, Rail Position: +3m 1200m  
Chute, +5.5m Remainder



Section	Overall	L1000	L800	L600	L400	L200
Section Times	1:11.65[1] (0:14.26)	0:57.39[12] (0:11.07)	0:46.32[12] (0:11.24)	0:35.08[11] (0:11.74)	0:23.34[11] (0:11.41)	0:11.93[5] (0:11.93)
Average Speed [km/h]	50.5	65.2	65.2	62.8	63.1	60.2
Top Speed [km/h]	63.8	66.0	67.5	65.1	65.5	63.1
Avg. Dist. to Rail [m]	5.4	1.8	5.3	5.7	12.1	13.6
Avg. Stride Freq. [Hz]	2.2	2.3	2.3	2.4	2.4	2.3
Avg. Stride Length [m]	5.9	7.7	7.8	7.3	7.2	7.1



[ ] Ranking at each section and finish  
-:-:- No data available at this section  
NA No data available

Horse/Jockey Name	XTRAMAGIC/Alysha Warren
Finish Rank	2
Fastest Section Time (Section)	0:11.16 (L1000)
Top Speed [km/h] (Section)	66.3 (L1000)
Race State	Finished



Thomas Farms Rc Murray Bridge-  
Professional-2026-01-10

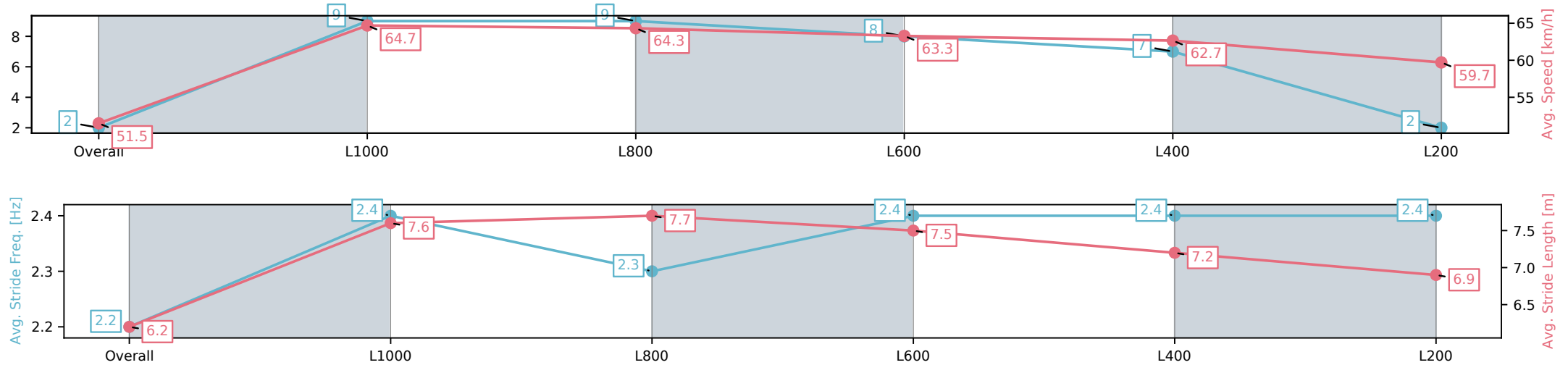
Race 8: Fore Design & Flex Planning Handicap - 1200m

10 January 2026 - 5:33PM

Track Rating: Good 4, Weather: Overcast, Rail Position: +3m 1200m  
Chute, +5.5m Remainder



Section	Overall	L1000	L800	L600	L400	L200
Section Times	1:11.67[2] (0:13.96)	0:57.71[9] (0:11.16)	0:46.55[9] (0:11.35)	0:35.20[8] (0:11.68)	0:23.52[7] (0:11.47)	0:12.05[2] (0:12.05)
Average Speed [km/h]	51.5	64.7	64.3	63.3	62.7	59.7
Top Speed [km/h]	64.9	66.2	66.3	65.5	64.1	61.8
Avg. Dist. to Rail [m]	4.8	1.9	5.5	5.5	10.6	12.2
Avg. Stride Freq. [Hz]	2.2	2.4	2.3	2.4	2.4	2.4
Avg. Stride Length [m]	6.2	7.6	7.7	7.5	7.2	6.9



[ ] Ranking at each section and finish  
-:-:- No data available at this section  
NA No data available

Horse/Jockey Name	PURFECT LINE/Caitlin Jones
Finish Rank	3
Fastest Section Time (Section)	0:11.14 (L1000)
Top Speed [km/h] (Section)	66.5 (Overall)
Race State	Finished



Thomas Farms Rc Murray Bridge-  
Professional-2026-01-10

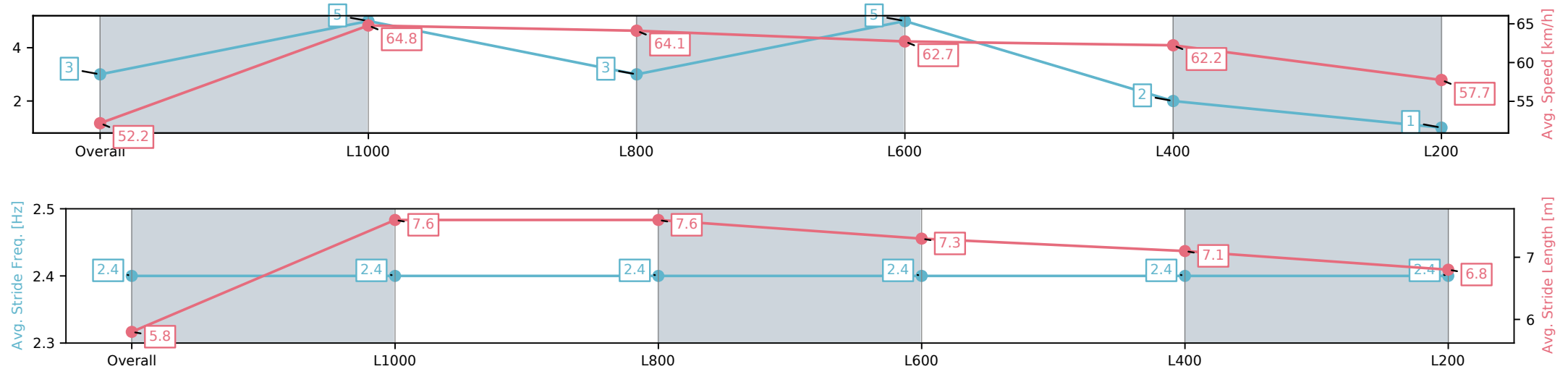
Race 8: Fore Design & Flex Planning Handicap - 1200m

10 January 2026 - 5:33PM

Track Rating: Good 4, Weather: Overcast, Rail Position: +3m 1200m  
Chute, +5.5m Remainder



Section	Overall	L1000	L800	L600	L400	L200
Section Times	1:12.01[3] (0:13.79)	0:58.22[5] (0:11.14)	0:47.08[3] (0:11.40)	0:35.68[5] (0:11.61)	0:24.07[2] (0:11.56)	0:12.51[1] (0:12.51)
Average Speed [km/h]	52.2	64.8	64.1	62.7	62.2	57.7
Top Speed [km/h]	64.9	66.5	66.5	63.8	63.5	61.0
Avg. Dist. to Rail [m]	2.7	0.6	3.9	3.4	6.3	7.7
Avg. Stride Freq. [Hz]	2.4	2.4	2.4	2.4	2.4	2.4
Avg. Stride Length [m]	5.8	7.6	7.6	7.3	7.1	6.8



[ ] Ranking at each section and finish  
-:-:- No data available at this section  
NA No data available

Horse/Jockey Name	NARALINGA/Kayla Crowther
Finish Rank	4
Fastest Section Time (Section)	0:11.16 (L1000)
Top Speed [km/h] (Section)	65.5 (L1000)
Race State	Finished



Thomas Farms Rc Murray Bridge-  
Professional-2026-01-10

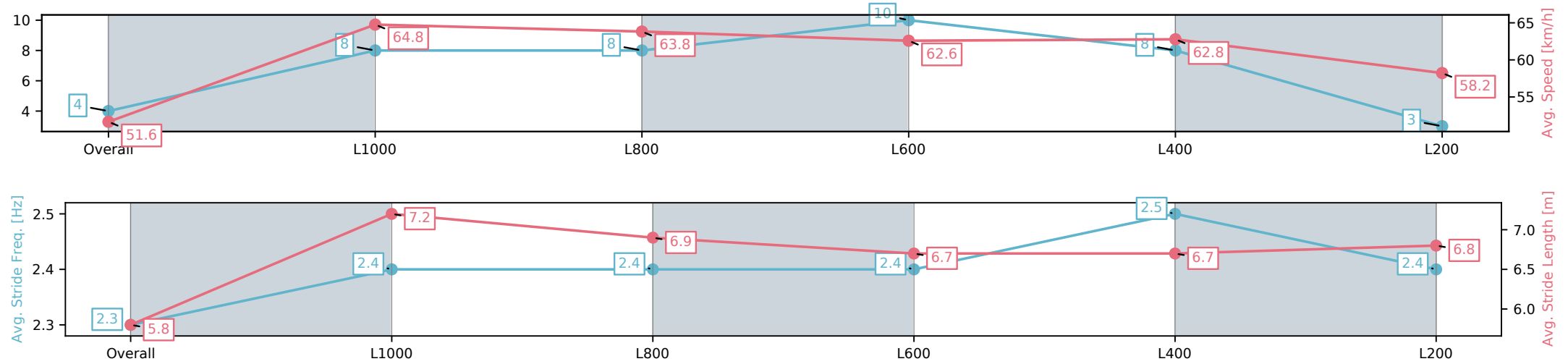
Race 8: Fore Design & Flex Planning Handicap - 1200m

10 January 2026 - 5:33PM

Track Rating: Good 4, Weather: Overcast, Rail Position: +3m 1200m  
Chute, +5.5m Remainder



Section	Overall	L1000	L800	L600	L400	L200
Section Times	1:12.03[4] (0:13.95)	0:58.08[8] (0:11.16)	0:46.92[8] (0:11.41)	0:35.51[10] (0:11.66)	0:23.85[8] (0:11.47)	0:12.38[3] (0:12.38)
Average Speed [km/h]	51.6	64.8	63.8	62.6	62.8	58.2
Top Speed [km/h]	64.7	65.3	65.5	63.9	64.2	61.0
Avg. Dist. to Rail [m]	1.6	0.6	4.0	3.8	5.4	6.0
Avg. Stride Freq. [Hz]	2.3	2.4	2.4	2.4	2.5	2.4
Avg. Stride Length [m]	5.8	7.2	6.9	6.7	6.7	6.8



[ ] Ranking at each section and finish  
-:-:- No data available at this section  
NA No data available

Horse/Jockey Name	DAMELLI/Taylor Johnstone
Finish Rank	5
Fastest Section Time (Section)	0:11.17 (L1000)
Top Speed [km/h] (Section)	66.3 (Overall)
Race State	Finished



Thomas Farms Rc Murray Bridge-  
Professional-2026-01-10

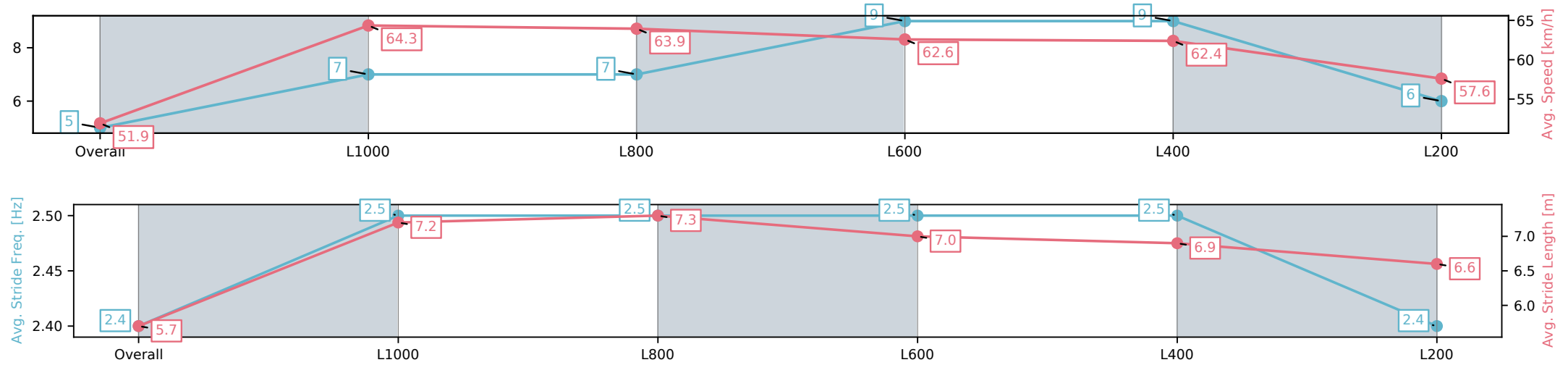
Race 8: Fore Design & Flex Planning Handicap - 1200m

10 January 2026 - 5:33PM

Track Rating: Good 4, Weather: Overcast, Rail Position: +3m 1200m  
Chute, +5.5m Remainder



Section	Overall	L1000	L800	L600	L400	L200
Section Times	1:12.21[5] (0:13.90)	0:58.31[7] (0:11.17)	0:47.14[7] (0:11.42)	0:35.72[9] (0:11.73)	0:23.99[9] (0:11.52)	0:12.47[6] (0:12.47)
Average Speed [km/h]	51.9	64.3	63.9	62.6	62.4	57.6
Top Speed [km/h]	64.2	66.3	64.7	64.3	64.0	61.3
Avg. Dist. to Rail [m]	3.4	0.7	4.1	4.7	7.7	9.6
Avg. Stride Freq. [Hz]	2.4	2.5	2.5	2.5	2.5	2.4
Avg. Stride Length [m]	5.7	7.2	7.3	7.0	6.9	6.6



[ ] Ranking at each section and finish  
-:-:- No data available at this section  
NA No data available

Horse/Jockey Name	AMBELLO/Sairyn Fawke
Finish Rank	6
Fastest Section Time (Section)	0:11.22 (L1000)
Top Speed [km/h] (Section)	65.6 (L1000)
Race State	Finished



Thomas Farms Rc Murray Bridge-  
Professional-2026-01-10

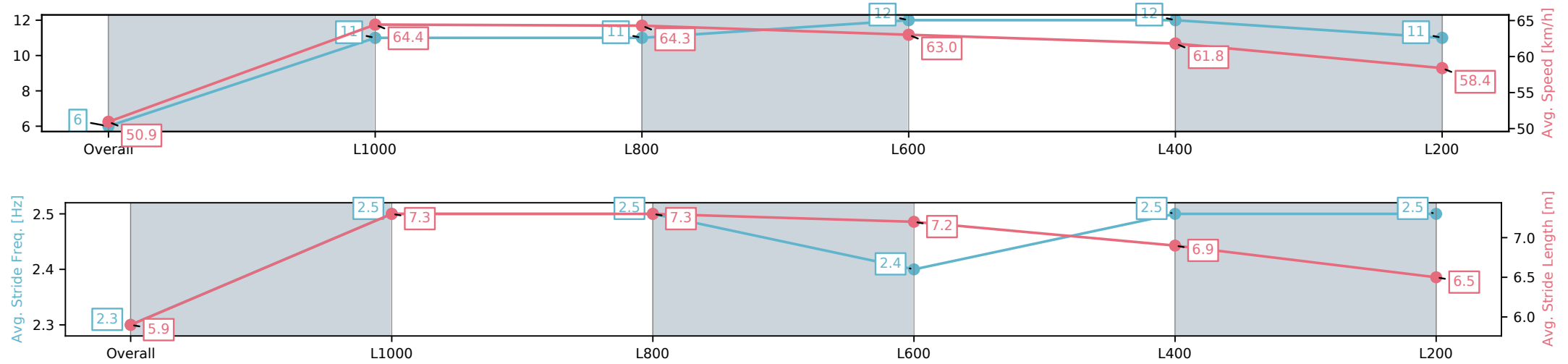
Race 8: Fore Design & Flex Planning Handicap - 1200m

10 January 2026 - 5:33PM

Track Rating: Good 4, Weather: Overcast, Rail Position: +3m 1200m  
Chute, +5.5m Remainder



Section	Overall	L1000	L800	L600	L400	L200
Section Times	1:12.40[6] (0:14.10)	0:58.30[11] (0:11.22)	0:47.08[11] (0:11.37)	0:35.71[12] (0:11.71)	0:24.00[12] (0:11.69)	0:12.31[11] (0:12.31)
Average Speed [km/h]	50.9	64.4	64.3	63.0	61.8	58.4
Top Speed [km/h]	64.4	65.2	65.6	64.1	63.5	60.8
Avg. Dist. to Rail [m]	2.7	1.4	5.3	6.7	13.7	15.0
Avg. Stride Freq. [Hz]	2.3	2.5	2.5	2.4	2.5	2.5
Avg. Stride Length [m]	5.9	7.3	7.3	7.2	6.9	6.5



[ ] Ranking at each section and finish  
-:-:- No data available at this section  
NA No data available



Horse/Jockey Name	ACAPPELLA MOON/Jason Holder
Finish Rank	7
Fastest Section Time (Section)	0:11.17 (L1000)
Top Speed [km/h] (Section)	65.3 (L1000)
Race State	Finished



Thomas Farms Rc Murray Bridge-  
Professional-2026-01-10

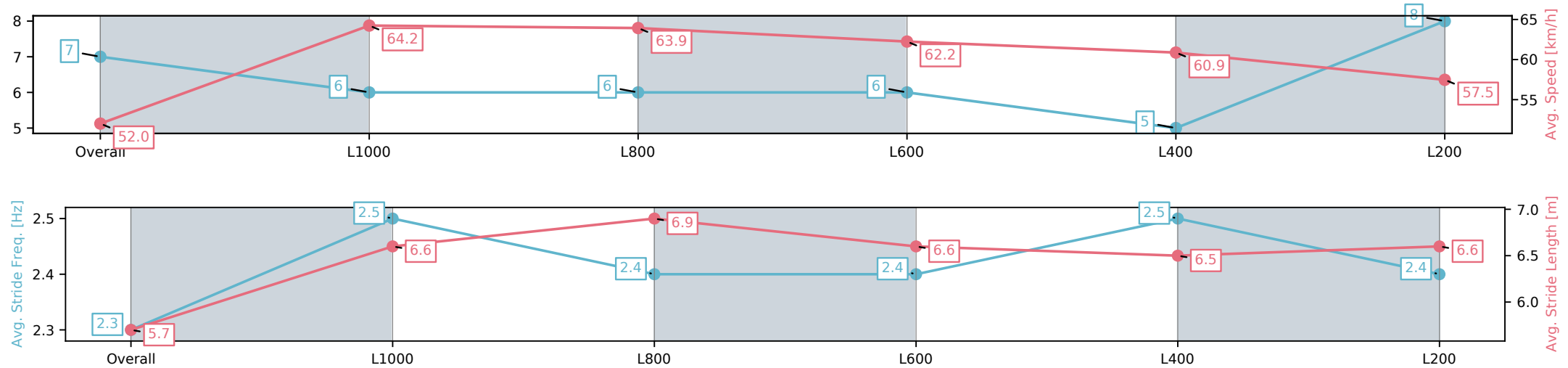
Race 8: Fore Design & Flex Planning Handicap - 1200m

10 January 2026 - 5:33PM

Track Rating: Good 4, Weather: Overcast, Rail Position: +3m 1200m  
Chute, +5.5m Remainder



Section	Overall	L1000	L800	L600	L400	L200
Section Times	1:12.43[7] (0:13.88)	0:58.55[6] (0:11.17)	0:47.38[6] (0:11.35)	0:36.03[6] (0:11.67)	0:24.36[5] (0:11.79)	0:12.57[8] (0:12.56)
Average Speed [km/h]	52.0	64.2	63.9	62.2	60.9	57.5
Top Speed [km/h]	64.2	65.2	65.3	63.3	62.2	59.6
Avg. Dist. to Rail [m]	0.4	1.4	2.2	1.9	3.7	4.9
Avg. Stride Freq. [Hz]	2.3	2.5	2.4	2.4	2.5	2.4
Avg. Stride Length [m]	5.7	6.6	6.9	6.6	6.5	6.6



[ ] Ranking at each section and finish  
-:-:- No data available at this section  
NA No data available

Horse/Jockey Name	SO COUNTRY/Serg Lisnyy
Finish Rank	8
Fastest Section Time (Section)	0:11.18 (L1000)
Top Speed [km/h] (Section)	65.7 (Overall)
Race State	Finished



Thomas Farms Rc Murray Bridge-  
Professional-2026-01-10

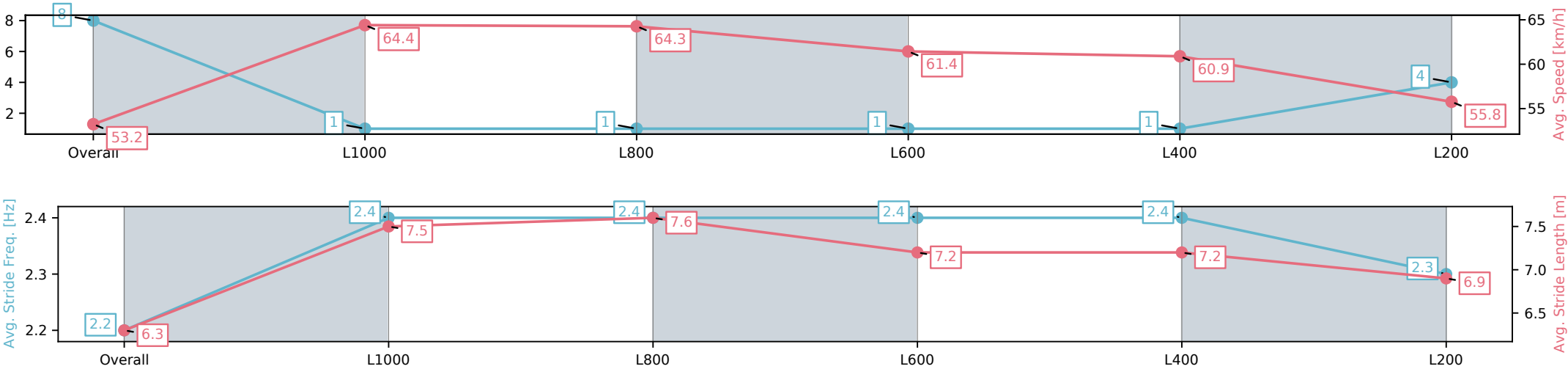
Race 8: Fore Design & Flex Planning Handicap - 1200m

10 January 2026 - 5:33PM

Track Rating: Good 4, Weather: Overcast, Rail Position: +3m 1200m  
Chute, +5.5m Remainder



Section	Overall	L1000	L800	L600	L400	L200
Section Times	1:12.61[8] (0:13.55)	0:59.06[1] (0:11.18)	0:47.88[1] (0:11.30)	0:36.58[1] (0:11.83)	0:24.75[1] (0:11.82)	0:12.93[4] (0:12.93)
Average Speed [km/h]	53.2	64.4	64.3	61.4	60.9	55.8
Top Speed [km/h]	64.6	65.7	65.5	63.6	63.2	58.9
Avg. Dist. to Rail [m]	3.2	1.3	2.3	2.5	3.1	2.7
Avg. Stride Freq. [Hz]	2.2	2.4	2.4	2.4	2.4	2.3
Avg. Stride Length [m]	6.3	7.5	7.6	7.2	7.2	6.9



[ ] Ranking at each section and finish  
-:-:- No data available at this section  
NA No data available

Horse/Jockey Name	SHALHAVMUSIK/Caitlin Tootell
Finish Rank	9
Fastest Section Time (Section)	0:11.19 (L1000)
Top Speed [km/h] (Section)	66.4 (L1000)
Race State	Finished



Thomas Farms Rc Murray Bridge-  
Professional-2026-01-10

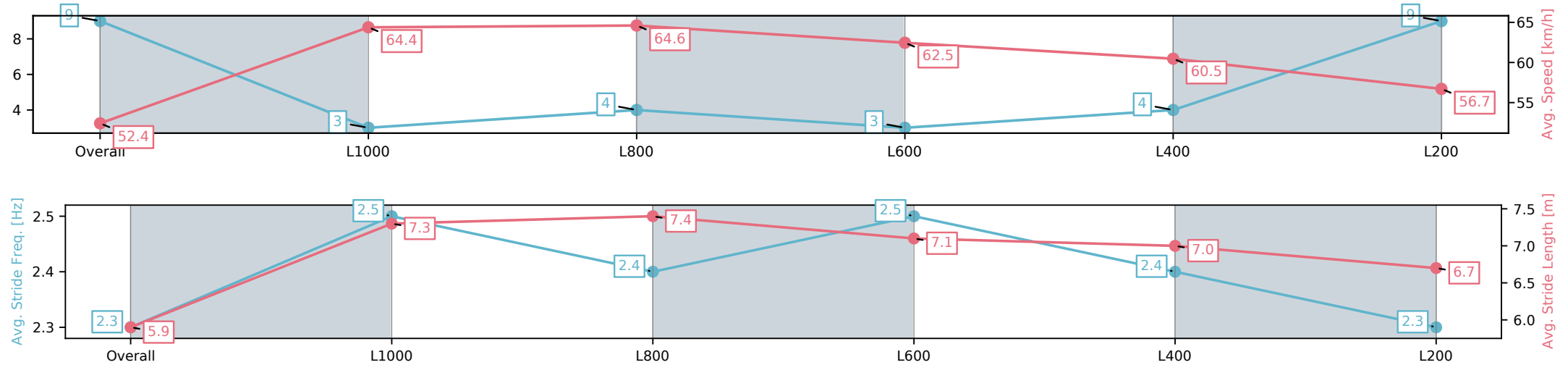
Race 8: Fore Design & Flex Planning Handicap - 1200m

10 January 2026 - 5:33PM

Track Rating: Good 4, Weather: Overcast, Rail Position: +3m 1200m  
Chute, +5.5m Remainder



Section	Overall	L1000	L800	L600	L400	L200
Section Times	1:12.62[9] (0:13.76)	0:58.86[3] (0:11.19)	0:47.67[4] (0:11.32)	0:36.35[3] (0:11.77)	0:24.58[4] (0:11.88)	0:12.70[9] (0:12.70)
Average Speed [km/h]	52.4	64.4	64.6	62.5	60.5	56.7
Top Speed [km/h]	64.7	65.5	66.4	63.8	62.6	59.6
Avg. Dist. to Rail [m]	8.1	2.6	4.9	5.0	9.7	11.2
Avg. Stride Freq. [Hz]	2.3	2.5	2.4	2.5	2.4	2.3
Avg. Stride Length [m]	5.9	7.3	7.4	7.1	7.0	6.7



[ ] Ranking at each section and finish  
-:-:- No data available at this section  
NA No data available

Horse/Jockey Name	FLUTTERING RUBY/Rochelle Milnes
Finish Rank	10
Fastest Section Time (Section)	0:11.16 (L1000)
Top Speed [km/h] (Section)	67.1 (L1000)
Race State	Finished



Thomas Farms Rc Murray Bridge-  
Professional-2026-01-10

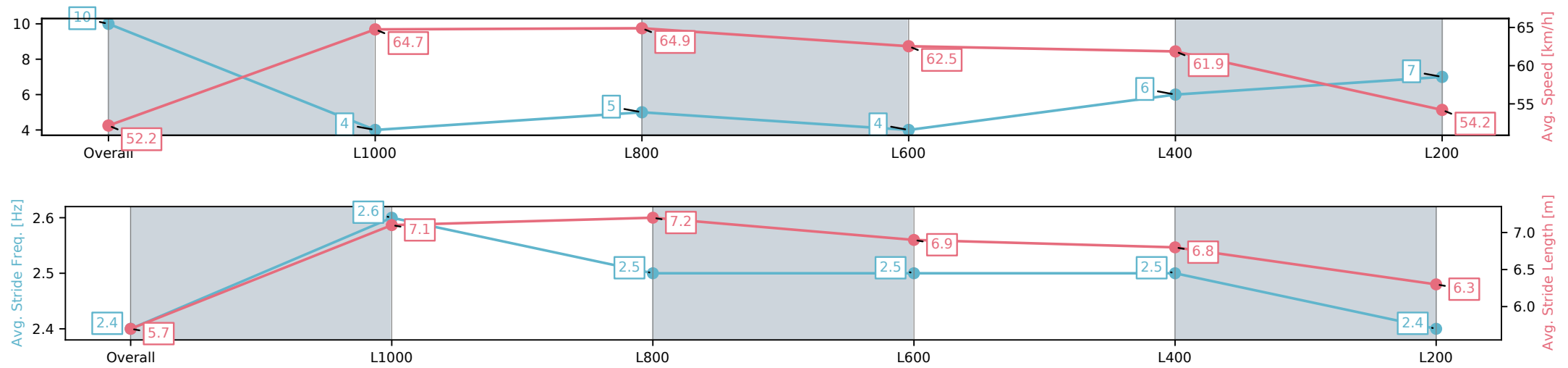
Race 8: Fore Design & Flex Planning Handicap - 1200m

10 January 2026 - 5:33PM

Track Rating: Good 4, Weather: Overcast, Rail Position: +3m 1200m  
Chute, +5.5m Remainder



Section	Overall	L1000	L800	L600	L400	L200
Section Times	1:13.02[10] (0:13.79)	0:59.23[4] (0:11.16)	0:48.07[5] (0:11.34)	0:36.73[4] (0:11.82)	0:24.91[6] (0:11.67)	0:13.24[7] (0:13.24)
Average Speed [km/h]	52.2	64.7	64.9	62.5	61.9	54.2
Top Speed [km/h]	64.9	65.6	67.1	64.9	65.4	58.9
Avg. Dist. to Rail [m]	9.4	3.5	7.0	7.0	9.4	10.6
Avg. Stride Freq. [Hz]	2.4	2.6	2.5	2.5	2.5	2.4
Avg. Stride Length [m]	5.7	7.1	7.2	6.9	6.8	6.3



[ ] Ranking at each section and finish  
-:-:- No data available at this section  
NA No data available

Horse/Jockey Name	GUSTY WAY/Stacey Metcalfe
Finish Rank	11
Fastest Section Time (Section)	0:11.11 (L1000)
Top Speed [km/h] (Section)	66.2 (L1000)
Race State	Finished



Thomas Farms Rc Murray Bridge-  
Professional-2026-01-10

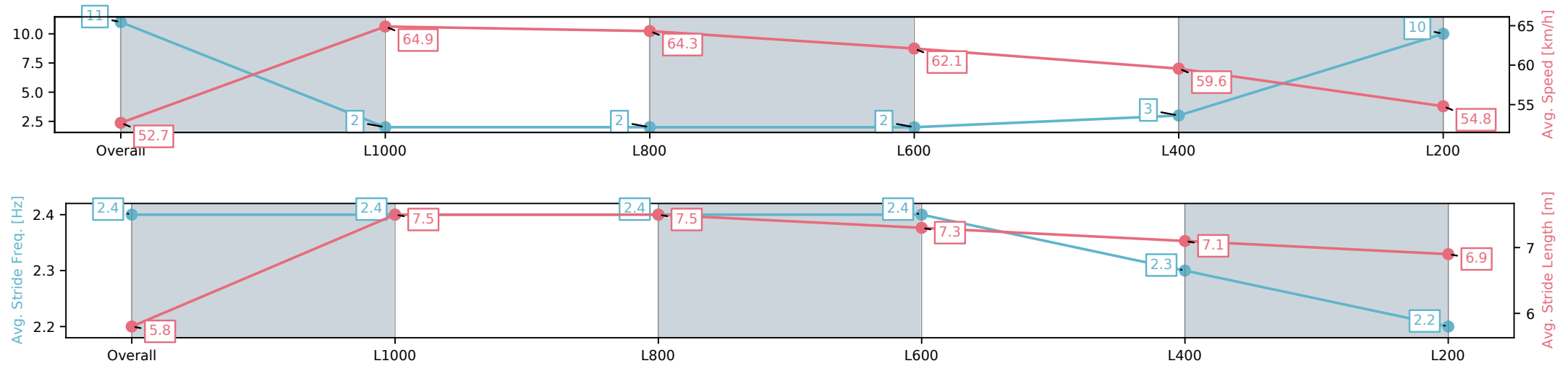
Race 8: Fore Design & Flex Planning Handicap - 1200m

10 January 2026 - 5:33PM

Track Rating: Good 4, Weather: Overcast, Rail Position: +3m 1200m  
Chute, +5.5m Remainder



Section	Overall	L1000	L800	L600	L400	L200
Section Times	1:13.18[11] (0:13.68)	0:59.50[2] (0:11.11)	0:48.39[2] (0:11.35)	0:37.04[2] (0:11.83)	0:25.21[3] (0:12.09)	0:13.12[10] (0:13.12)
Average Speed [km/h]	52.7	64.9	64.3	62.1	59.6	54.8
Top Speed [km/h]	65.1	66.2	66.2	63.5	61.4	57.6
Avg. Dist. to Rail [m]	6.4	1.1	5.0	4.4	7.5	8.2
Avg. Stride Freq. [Hz]	2.4	2.4	2.4	2.4	2.3	2.2
Avg. Stride Length [m]	5.8	7.5	7.5	7.3	7.1	6.9



[ ] Ranking at each section and finish  
-:-:- No data available at this section  
NA No data available

Horse/Jockey Name	MY HARUCONI/Dylan Caboche
Finish Rank	12
Fastest Section Time (Section)	0:11.12 (L1000)
Top Speed [km/h] (Section)	67.1 (L1000)
Race State	Finished



Thomas Farms Rc Murray Bridge-  
Professional-2026-01-10

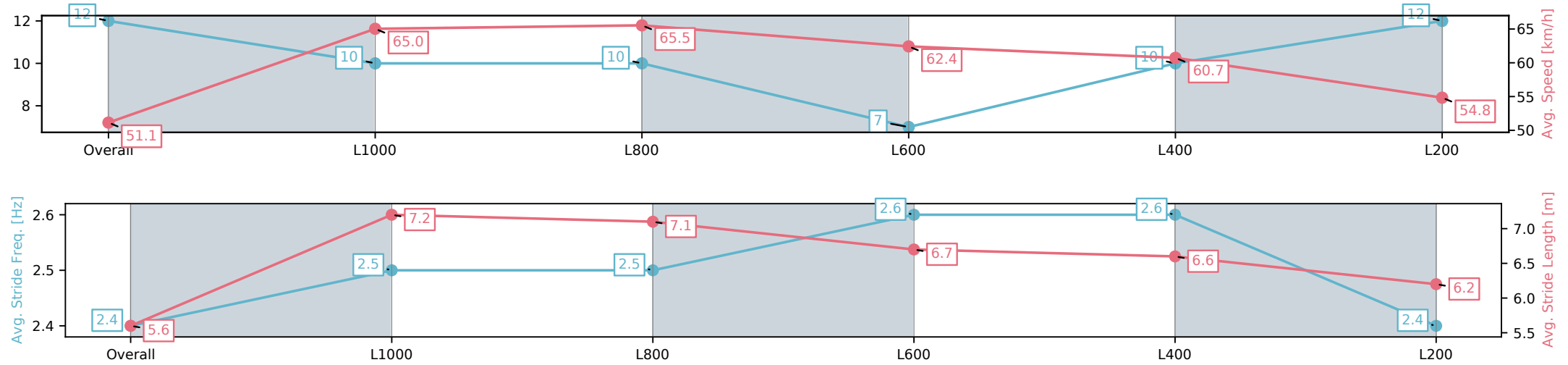
Race 8: Fore Design & Flex Planning Handicap - 1200m

10 January 2026 - 5:33PM

Track Rating: Good 4, Weather: Overcast, Rail Position: +3m 1200m  
Chute, +5.5m Remainder



Section	Overall	L1000	L800	L600	L400	L200
Section Times	1:13.32[12] (0:14.06)	0:59.26[10] (0:11.12)	0:48.14[10] (0:11.25)	0:36.89[7] (0:11.87)	0:25.02[10] (0:11.85)	0:13.17[12] (0:13.17)
Average Speed [km/h]	51.1	65.0	65.5	62.4	60.7	54.8
Top Speed [km/h]	65.3	66.4	67.1	64.3	64.0	58.1
Avg. Dist. to Rail [m]	8.1	3.4	7.2	7.7	12.1	12.5
Avg. Stride Freq. [Hz]	2.4	2.5	2.5	2.6	2.6	2.4
Avg. Stride Length [m]	5.6	7.2	7.1	6.7	6.6	6.2



[ ] Ranking at each section and finish  
-:-:- No data available at this section  
NA No data available