



Thomas Farms Rc Murray Bridge-Professional-2026-01-10

Race 7: Carlton Draught Handicap - 1000m

10 January 2026 - 4:59PM

Track Rating: Good 4, Weather: Overcast, Rail Position: +3m 1200m Chute, +5.5m
Remainder



Section Field Times

Overall
0:58.31
(0:13.11)

L800
0:45.20
(0:10.96)

L600
0:34.24
(0:11.34)

L400
0:22.90
(0:11.42)

L200
0:11.48
(0:11.48)

Position	#	Horse/Jockey	Barrier	Top Speed [km/h]	Fastest Section	First 400m	Overall	L800	L600	L400	L200	Margin	Distance Travelled From Winner [m]
1	2	DECLARED	13	68.1	0:10.90	0:24.64	0:58.31	0:44.57 [11]	0:33.67 [10]	0:22.42 [8]	0:11.49 [1]	0:58.31	
		Brooke King		1000-800	800-600		(0:13.74)	(0:10.90)	(0:11.25)	(0:10.93)	(0:11.49)		
2	11	ARABELLA STAR	12	68.6	0:10.85	0:24.42	0:58.69	0:45.12 [9]	0:34.27 [6]	0:22.84 [7]	0:11.82 [2]	2.45L	+2
		Rochelle Milnes		1000-800	800-600		(0:13.56)	(0:10.85)	(0:11.43)	(0:11.02)	(0:11.82)		
3	7	DAISYDOO	3	68.4	0:11.02	0:24.69	0:58.85	0:45.20 [10]	0:34.16 [11]	0:22.73 [11]	0:11.71 [7]	3.49L	-1
		Margaret Collett		1000-800	400-200		(0:13.65)	(0:11.04)	(0:11.43)	(0:11.02)	(0:11.71)		
4	1	FLASHING STEEL	5	67.7	0:10.97	0:24.54	0:58.90	0:45.33 [8]	0:34.36 [9]	0:22.96 [9]	0:11.75 [8]	3.77L	-1
		Connor Murtagh		1000-800	800-600		(0:13.56)	(0:10.97)	(0:11.40)	(0:11.21)	(0:11.75)		
5	9	HALLSTATT	8	68.0	0:10.92	0:25.04	0:59.07	0:44.95 [12]	0:34.03 [12]	0:22.91 [12]	0:11.83 [11]	4.87L	-5
		Taylor Johnstone		1000-800	800-600		(0:14.12)	(0:10.92)	(0:11.12)	(0:11.08)	(0:11.83)		
6	3	BEEN OUR ANGEL	7	69.1	0:11.09	0:24.19	0:59.23	0:46.13 [1]	0:35.04 [4]	0:23.58 [4]	0:12.27 [4]	5.93L	+1
		Campbell Rawiller		1000-800	800-600		(0:13.10)	(0:11.09)	(0:11.46)	(0:11.31)	(0:12.27)		
7	10	WALLY WEST	1	67.3	0:11.09	0:24.52	0:59.24	0:45.81 [6]	0:34.72 [8]	0:23.29 [10]	0:12.04 [9]	5.95L	-2
		Isaac Sit		1000-800	800-600		(0:13.43)	(0:11.09)	(0:11.43)	(0:11.25)	(0:12.04)		
8	5	MINTULEE	10	68.8	0:10.78	0:24.16	0:59.42	0:46.04 [4]	0:35.26 [2]	0:23.91 [3]	0:12.47 [3]	7.12L	+0
		Alana Livesey		1000-800	800-600		(0:13.38)	(0:10.78)	(0:11.35)	(0:11.44)	(0:12.47)		
9	4	BRISTLER	6	68.6	0:10.91	0:24.06	0:59.52	0:46.37 [2]	0:35.46 [1]	0:24.06 [2]	0:12.54 [5]	7.77L	-3
		Kayla Crowther		1000-800	800-600		(0:13.15)	(0:10.91)	(0:11.40)	(0:11.52)	(0:12.54)		
10	6	CALADAN	2	68.4	0:10.94	0:24.28	0:59.70	0:46.35 [3]	0:35.41 [5]	0:23.95 [5]	0:12.50 [10]	8.94L	-2
		Jake Toeroek		1000-800	800-600		(0:13.35)	(0:10.94)	(0:11.46)	(0:11.45)	(0:12.50)		

Scratched: Pantoja (#8)

Report Created: Sat 10 January 2026 17:52:55 GMT+11 (Note: Timing is based on positional data)

Page 1/14

[] Position in running at each section and finish
-:-:- No data available at this section
NA No data available
■ Background shading for fastest section

Saddle cloth number
DNF Did not finish
DNT Did not track

data processed by  TRIPLESDATA



Thomas Farms Rc Murray Bridge-Professional-2026-01-10

Race 7: Carlton Draught Handicap - 1000m

10 January 2026 - 4:59PM

Track Rating: Good 4, Weather: Overcast, Rail Position: +3m 1200m Chute, +5.5m
Remainder



Section Field Times

Overall
0:58.31
(0:13.11)

L800
0:45.20
(0:10.96)

L600
0:34.24
(0:11.34)

L400
0:22.90
(0:11.42)

L200
0:11.48
(0:11.48)

Position	#	Horse/Jockey	Barrier	Top Speed [km/h]	Fastest Section	First 400m							Margin	Distance Travelled From Winner [m]
11	12	THE GOV	11	69.2	0:10.64	0:24.17	1:00.05	0:46.52 [7]	0:35.88 [3]	0:24.65 [1]	0:12.92 [6]		11.18L	-4
		Sairyn Fawke		1000-800	800-600		(0:13.53)	(0:10.64)	(0:11.23)	(0:11.73)	(0:12.92)			
12	13	BROADWAY LANE	4	67.4	0:11.01	0:24.43	1:00.44	0:47.02 [5]	0:36.01 [7]	0:24.60 [6]	0:12.92 [12]		13.7L	-1
		Lauren Stojakovic		1000-800	800-600		(0:13.42)	(0:11.01)	(0:11.41)	(0:11.68)	(0:12.92)			

Scratched: Pantoja (#8)

Horse/Jockey Name	DECLARED/Brooke King
Finish Rank	1
Fastest Section Time (Section)	0:10.90 (L800)
Top Speed [km/h] (Section)	68.1 (Overall)
Race State	Finished



Thomas Farms Rc Murray Bridge-
Professional-2026-01-10

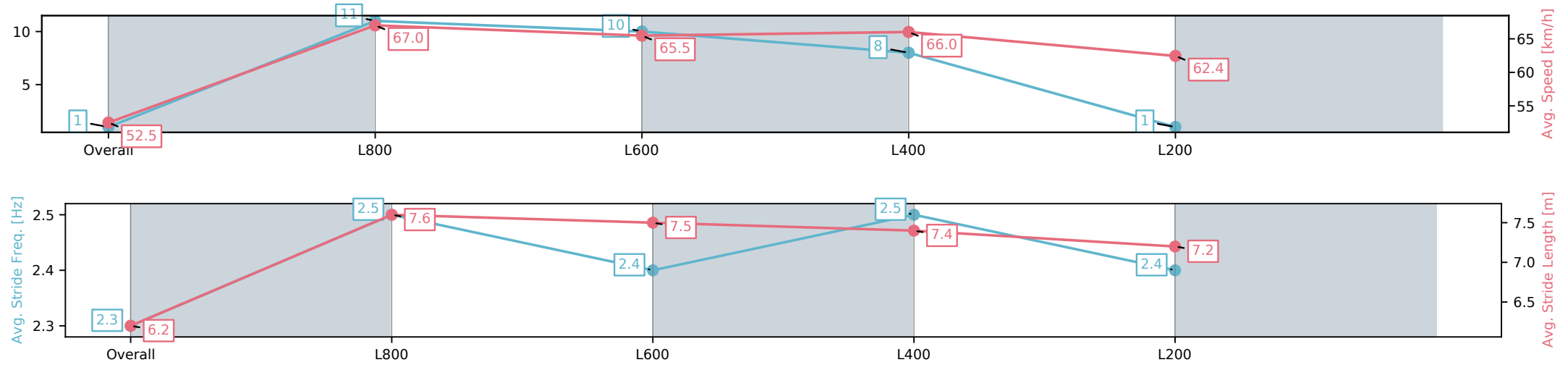
Race 7: Carlton Draught Handicap - 1000m

10 January 2026 - 4:59PM

Track Rating: Good 4, Weather: Overcast, Rail Position: +3m 1200m
Chute, +5.5m Remainder



Section	Overall	L800	L600	L400	L200
Section Times	0:58.31[1] (0:13.74)	0:44.57[11] (0:10.90)	0:33.67[10] (0:11.25)	0:22.42[8] (0:10.93)	0:11.49[1] (0:11.49)
Average Speed [km/h]	52.5	67.0	65.5	66.0	62.4
Top Speed [km/h]	67.8	68.1	66.7	67.4	64.4
Avg. Dist. to Rail [m]	6.7	4.9	5.7	10.6	10.4
Avg. Stride Freq. [Hz]	2.3	2.5	2.4	2.5	2.4
Avg. Stride Length [m]	6.2	7.6	7.5	7.4	7.2



[] Ranking at each section and finish
-:-:- No data available at this section
NA No data available

Horse/Jockey Name	ARABELLA STAR/Rochelle Milnes
Finish Rank	2
Fastest Section Time (Section)	0:10.85 (L800)
Top Speed [km/h] (Section)	68.6 (Overall)
Race State	Finished



Thomas Farms Rc Murray Bridge-
Professional-2026-01-10

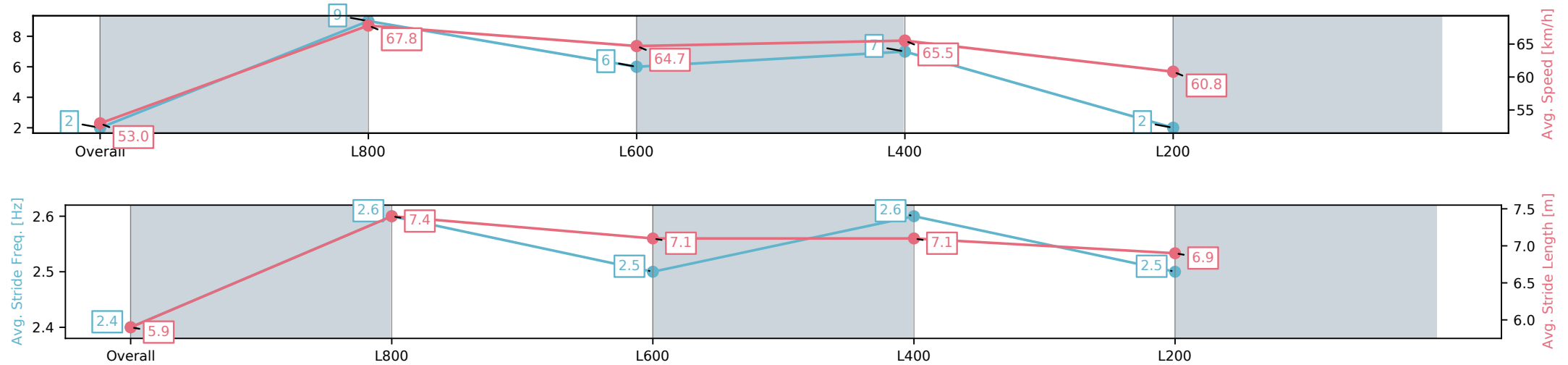
Race 7: Carlton Draught Handicap - 1000m

10 January 2026 - 4:59PM

Track Rating: Good 4, Weather: Overcast, Rail Position: +3m 1200m
Chute, +5.5m Remainder



Section	Overall	L800	L600	L400	L200
Section Times	0:58.69[2] (0:13.56)	0:45.12[9] (0:10.85)	0:34.27[6] (0:11.43)	0:22.84[7] (0:11.02)	0:11.82[2] (0:11.82)
Average Speed [km/h]	53.0	67.8	64.7	65.5	60.8
Top Speed [km/h]	66.5	68.6	66.5	66.1	63.8
Avg. Dist. to Rail [m]	7.9	6.4	6.9	9.9	10.8
Avg. Stride Freq. [Hz]	2.4	2.6	2.5	2.6	2.5
Avg. Stride Length [m]	5.9	7.4	7.1	7.1	6.9



- [] Ranking at each section and finish
- :-:- No data available at this section
- NA No data available

Horse/Jockey Name	DAISYDOO/Margaret Collett
Finish Rank	3
Fastest Section Time (Section)	0:11.02 (L400)
Top Speed [km/h] (Section)	68.4 (Overall)
Race State	Finished



Thomas Farms Rc Murray Bridge-
Professional-2026-01-10

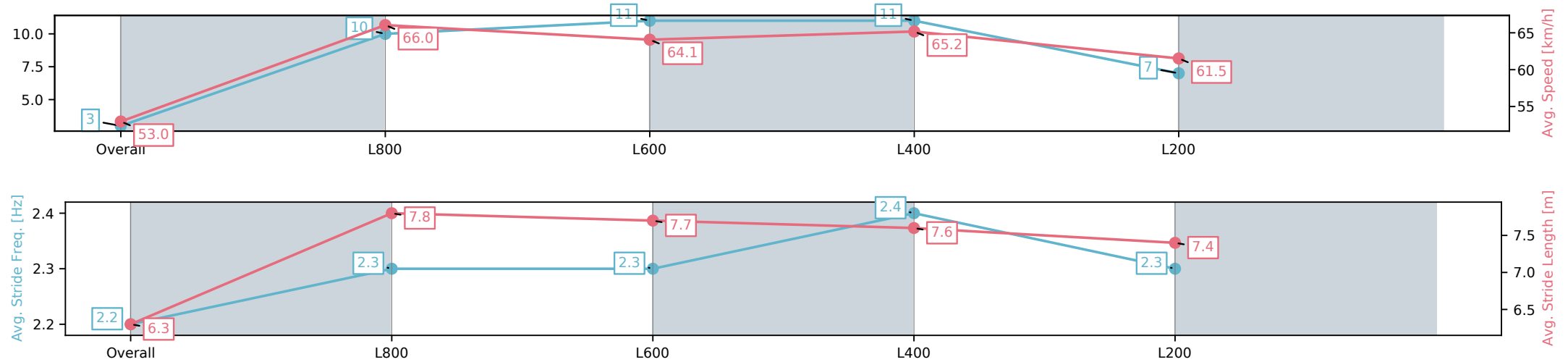
Race 7: Carlton Draught Handicap - 1000m

10 January 2026 - 4:59PM

Track Rating: Good 4, Weather: Overcast, Rail Position: +3m 1200m
Chute, +5.5m Remainder



Section	Overall	L800	L600	L400	L200
Section Times	0:58.85[3] (0:13.65)	0:45.20[10] (0:11.04)	0:34.16[11] (0:11.43)	0:22.73[11] (0:11.02)	0:11.71[7] (0:11.71)
Average Speed [km/h]	53.0	66.0	64.1	65.2	61.5
Top Speed [km/h]	67.0	68.4	65.0	66.4	63.9
Avg. Dist. to Rail [m]	1.2	4.0	4.2	9.0	11.4
Avg. Stride Freq. [Hz]	2.2	2.3	2.3	2.4	2.3
Avg. Stride Length [m]	6.3	7.8	7.7	7.6	7.4



[] Ranking at each section and finish
-:-:- No data available at this section
NA No data available

Horse/Jockey Name	FLASHING STEEL/Connor Murtagh
Finish Rank	4
Fastest Section Time (Section)	0:10.97 (L800)
Top Speed [km/h] (Section)	67.7 (Overall)
Race State	Finished



Thomas Farms Rc Murray Bridge-
Professional-2026-01-10

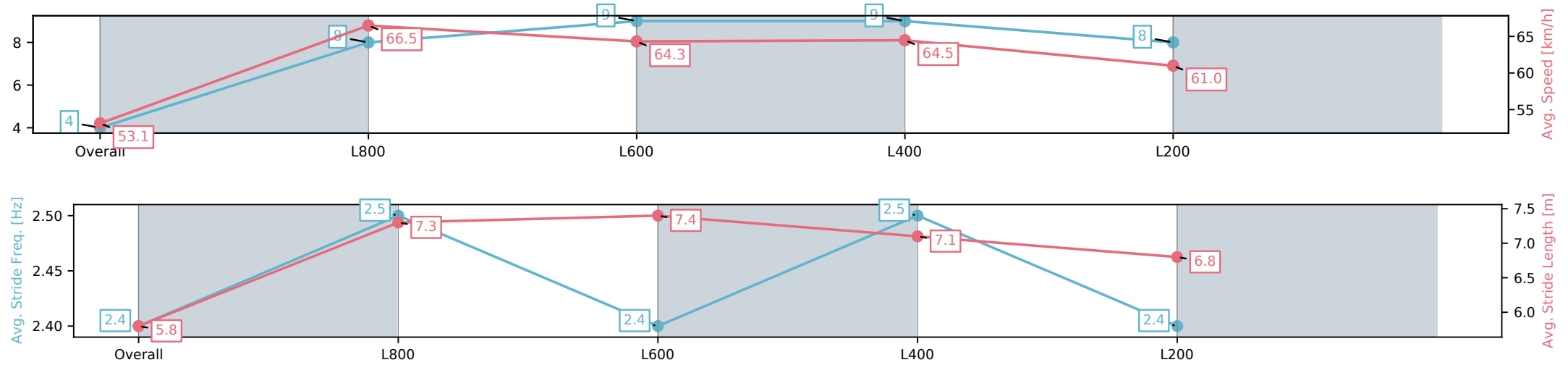
Race 7: Carlton Draught Handicap - 1000m

10 January 2026 - 4:59PM

Track Rating: Good 4, Weather: Overcast, Rail Position: +3m 1200m
Chute, +5.5m Remainder



Section	Overall	L800	L600	L400	L200
Section Times	0:58.90[4] (0:13.56)	0:45.33[8] (0:10.97)	0:34.36[9] (0:11.40)	0:22.96[9] (0:11.21)	0:11.75[8] (0:11.75)
Average Speed [km/h]	53.1	66.5	64.3	64.5	61.0
Top Speed [km/h]	66.5	67.7	65.6	65.2	63.1
Avg. Dist. to Rail [m]	2.3	4.5	4.8	7.8	9.4
Avg. Stride Freq. [Hz]	2.4	2.5	2.4	2.5	2.4
Avg. Stride Length [m]	5.8	7.3	7.4	7.1	6.8



[] Ranking at each section and finish
-:-:- No data available at this section
NA No data available

Horse/Jockey Name	HALLSTATT/Taylor Johnstone
Finish Rank	5
Fastest Section Time (Section)	0:10.92 (L800)
Top Speed [km/h] (Section)	68.0 (Overall)
Race State	Finished



Thomas Farms Rc Murray Bridge-
Professional-2026-01-10

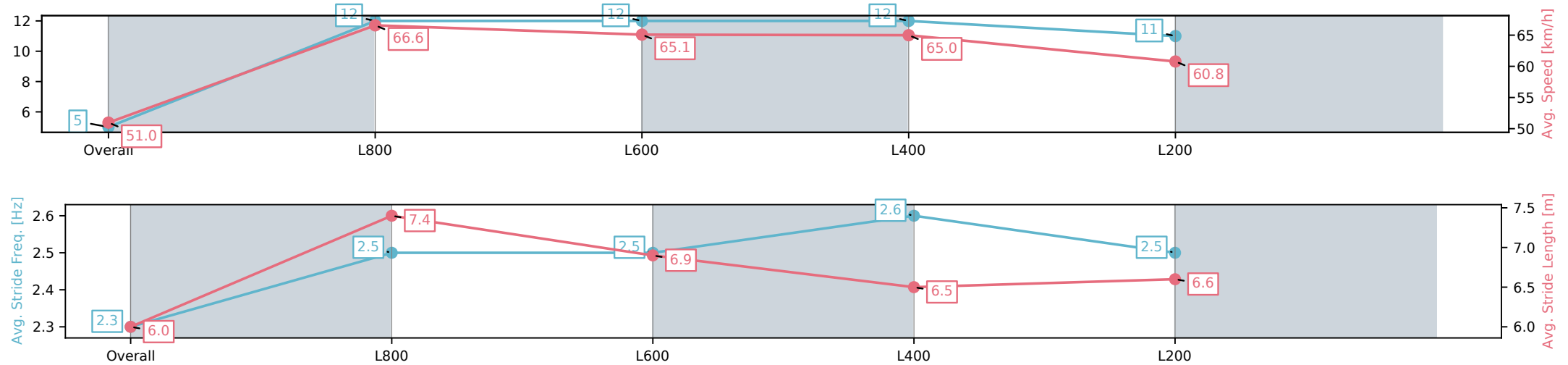
Race 7: Carlton Draught Handicap - 1000m

10 January 2026 - 4:59PM

Track Rating: Good 4, Weather: Overcast, Rail Position: +3m 1200m
Chute, +5.5m Remainder



Section	Overall	L800	L600	L400	L200
Section Times	0:59.07[5] (0:14.12)	0:44.95[12] (0:10.92)	0:34.03[12] (0:11.12)	0:22.91[12] (0:11.08)	0:11.83[11] (0:11.83)
Average Speed [km/h]	51.0	66.6	65.1	65.0	60.8
Top Speed [km/h]	68.0	68.0	65.8	65.8	63.4
Avg. Dist. to Rail [m]	3.6	3.2	2.1	6.0	8.9
Avg. Stride Freq. [Hz]	2.3	2.5	2.5	2.6	2.5
Avg. Stride Length [m]	6.0	7.4	6.9	6.5	6.6



[] Ranking at each section and finish
-:-:- No data available at this section
NA No data available

Horse/Jockey Name	BEEN OUR ANGEL/Campbell Rawiller
Finish Rank	6
Fastest Section Time (Section)	0:11.09 (L800)
Top Speed [km/h] (Section)	69.1 (Overall)
Race State	Finished



Thomas Farms Rc Murray Bridge-
Professional-2026-01-10

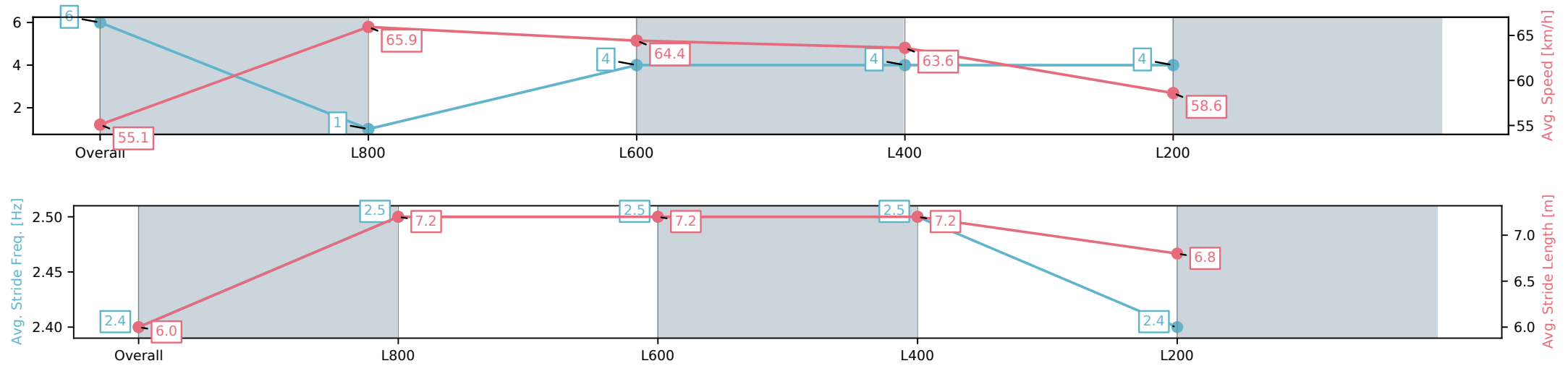
Race 7: Carlton Draught Handicap - 1000m

10 January 2026 - 4:59PM

Track Rating: Good 4, Weather: Overcast, Rail Position: +3m 1200m
Chute, +5.5m Remainder



Section	Overall	L800	L600	L400	L200
Section Times	0:59.23[6] (0:13.10)	0:46.13[1] (0:11.09)	0:35.04[4] (0:11.46)	0:23.58[4] (0:11.31)	0:12.27[4] (0:12.27)
Average Speed [km/h]	55.1	65.9	64.4	63.6	58.6
Top Speed [km/h]	69.1	68.9	66.2	65.4	61.8
Avg. Dist. to Rail [m]	4.5	5.6	5.6	5.8	6.1
Avg. Stride Freq. [Hz]	2.4	2.5	2.5	2.5	2.4
Avg. Stride Length [m]	6.0	7.2	7.2	7.2	6.8



[] Ranking at each section and finish
-:-:- No data available at this section
NA No data available

Horse/Jockey Name	WALLY WEST/Isaac Sit
Finish Rank	7
Fastest Section Time (Section)	0:11.09 (L800)
Top Speed [km/h] (Section)	67.3 (Overall)
Race State	Finished



Thomas Farms Rc Murray Bridge-
Professional-2026-01-10

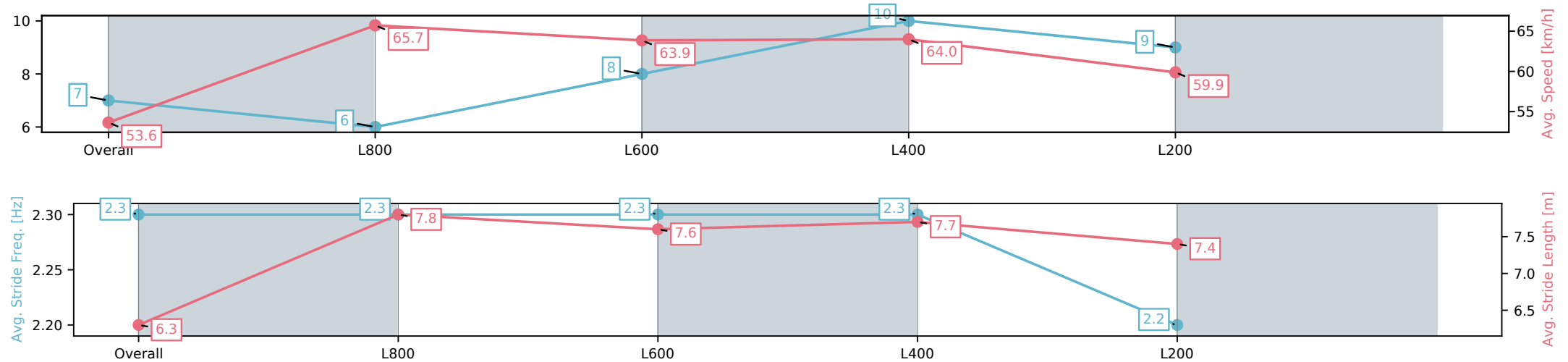
Race 7: Carlton Draught Handicap - 1000m

10 January 2026 - 4:59PM

Track Rating: Good 4, Weather: Overcast, Rail Position: +3m 1200m
Chute, +5.5m Remainder



Section	Overall	L800	L600	L400	L200
Section Times	0:59.24[7] (0:13.43)	0:45.81[6] (0:11.09)	0:34.72[8] (0:11.43)	0:23.29[10] (0:11.25)	0:12.04[9] (0:12.04)
Average Speed [km/h]	53.6	65.7	63.9	64.0	59.9
Top Speed [km/h]	65.7	67.3	65.5	65.4	61.8
Avg. Dist. to Rail [m]	0.8	3.7	3.5	6.6	8.0
Avg. Stride Freq. [Hz]	2.3	2.3	2.3	2.3	2.2
Avg. Stride Length [m]	6.3	7.8	7.6	7.7	7.4



[] Ranking at each section and finish
-:-:- No data available at this section
NA No data available

Horse/Jockey Name	MINTULEE/Alana Livesey
Finish Rank	8
Fastest Section Time (Section)	0:10.78 (L800)
Top Speed [km/h] (Section)	68.8 (Overall)
Race State	Finished



Thomas Farms Rc Murray Bridge-
Professional-2026-01-10

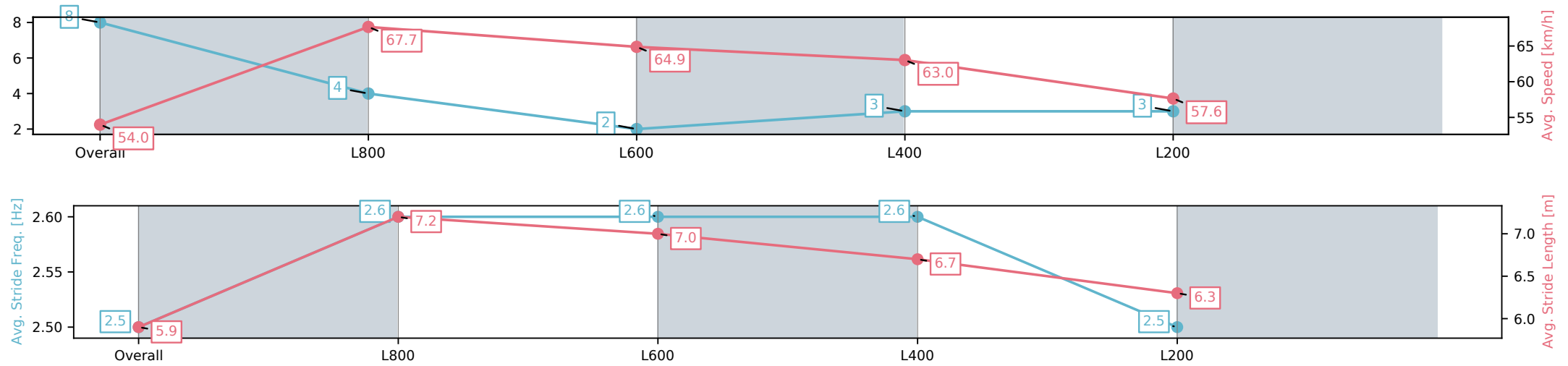
Race 7: Carlton Draught Handicap - 1000m

10 January 2026 - 4:59PM

Track Rating: Good 4, Weather: Overcast, Rail Position: +3m 1200m
Chute, +5.5m Remainder



Section	Overall	L800	L600	L400	L200
Section Times	0:59.42[8] (0:13.38)	0:46.04[4] (0:10.78)	0:35.26[2] (0:11.35)	0:23.91[3] (0:11.44)	0:12.47[3] (0:12.47)
Average Speed [km/h]	54.0	67.7	64.9	63.0	57.6
Top Speed [km/h]	68.2	68.8	67.5	64.3	61.2
Avg. Dist. to Rail [m]	6.0	5.6	5.4	8.7	8.8
Avg. Stride Freq. [Hz]	2.5	2.6	2.6	2.6	2.5
Avg. Stride Length [m]	5.9	7.2	7.0	6.7	6.3



[] Ranking at each section and finish
-:-:- No data available at this section
NA No data available

Horse/Jockey Name	BRISTLER/Kayla Crowther
Finish Rank	9
Fastest Section Time (Section)	0:10.91 (L800)
Top Speed [km/h] (Section)	68.6 (Overall)
Race State	Finished



Thomas Farms Rc Murray Bridge-
Professional-2026-01-10

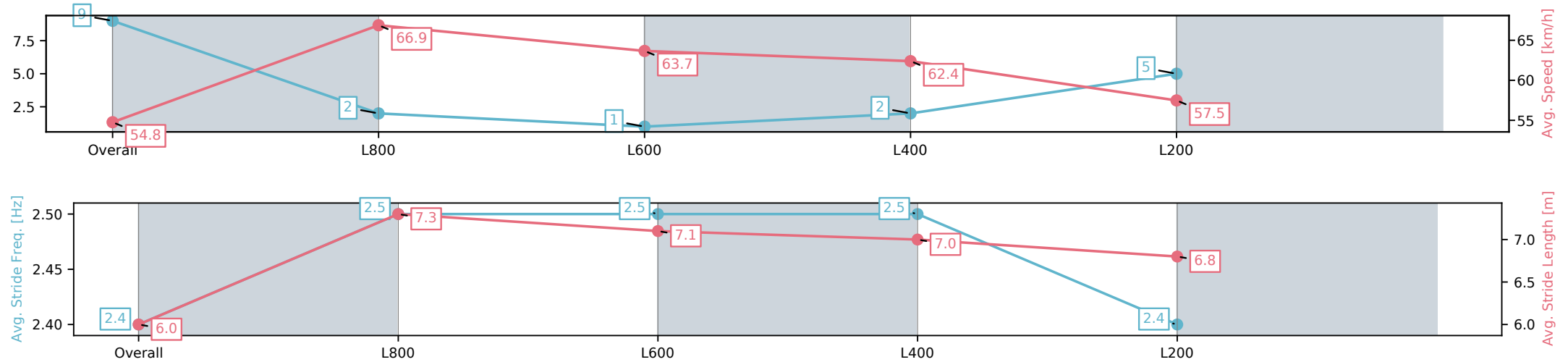
Race 7: Carlton Draught Handicap - 1000m

10 January 2026 - 4:59PM

Track Rating: Good 4, Weather: Overcast, Rail Position: +3m 1200m
Chute, +5.5m Remainder



Section	Overall	L800	L600	L400	L200
Section Times	0:59.52[9] (0:13.15)	0:46.37[2] (0:10.91)	0:35.46[1] (0:11.40)	0:24.06[2] (0:11.52)	0:12.54[5] (0:12.54)
Average Speed [km/h]	54.8	66.9	63.7	62.4	57.5
Top Speed [km/h]	67.6	68.6	65.4	63.6	60.6
Avg. Dist. to Rail [m]	3.7	3.7	2.3	3.7	4.1
Avg. Stride Freq. [Hz]	2.4	2.5	2.5	2.5	2.4
Avg. Stride Length [m]	6.0	7.3	7.1	7.0	6.8



[] Ranking at each section and finish
-:-:- No data available at this section
NA No data available

Horse/Jockey Name	CALADAN/Jake Toeroek
Finish Rank	10
Fastest Section Time (Section)	0:10.94 (L800)
Top Speed [km/h] (Section)	68.4 (Overall)
Race State	Finished



Thomas Farms Rc Murray Bridge-
Professional-2026-01-10

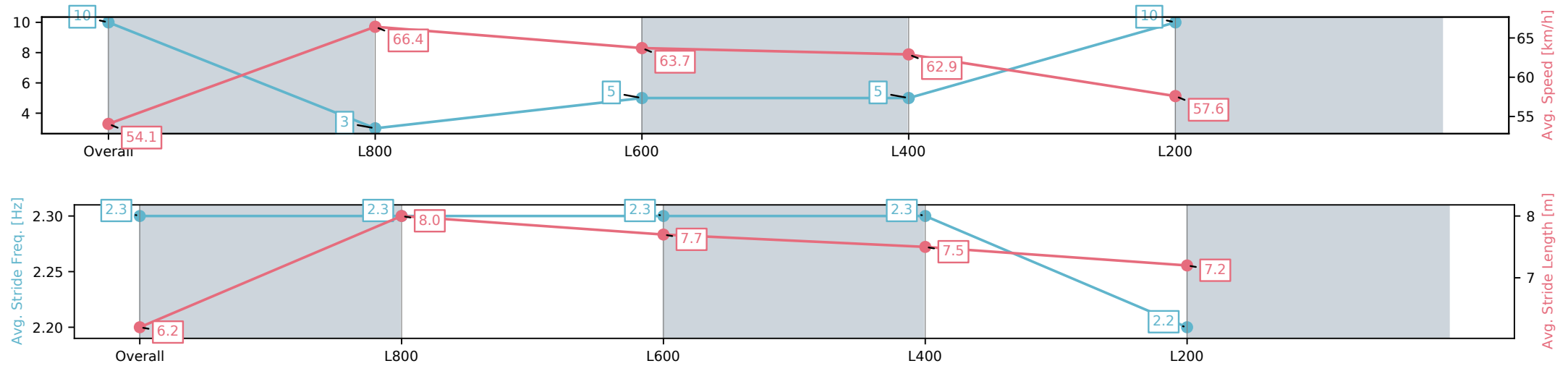
Race 7: Carlton Draught Handicap - 1000m

10 January 2026 - 4:59PM

Track Rating: Good 4, Weather: Overcast, Rail Position: +3m 1200m
Chute, +5.5m Remainder



Section	Overall	L800	L600	L400	L200
Section Times	0:59.70[10] (0:13.35)	0:46.35[3] (0:10.94)	0:35.41[5] (0:11.46)	0:23.95[5] (0:11.45)	0:12.50[10] (0:12.50)
Average Speed [km/h]	54.1	66.4	63.7	62.9	57.6
Top Speed [km/h]	68.4	68.3	65.0	64.5	60.9
Avg. Dist. to Rail [m]	1.2	2.6	3.4	5.5	4.8
Avg. Stride Freq. [Hz]	2.3	2.3	2.3	2.3	2.2
Avg. Stride Length [m]	6.2	8.0	7.7	7.5	7.2



[] Ranking at each section and finish
-:-:- No data available at this section
NA No data available

Horse/Jockey Name	THE GOV/Sairyn Fawke
Finish Rank	11
Fastest Section Time (Section)	0:10.64 (L800)
Top Speed [km/h] (Section)	69.2 (Overall)
Race State	Finished



Thomas Farms Rc Murray Bridge-
Professional-2026-01-10

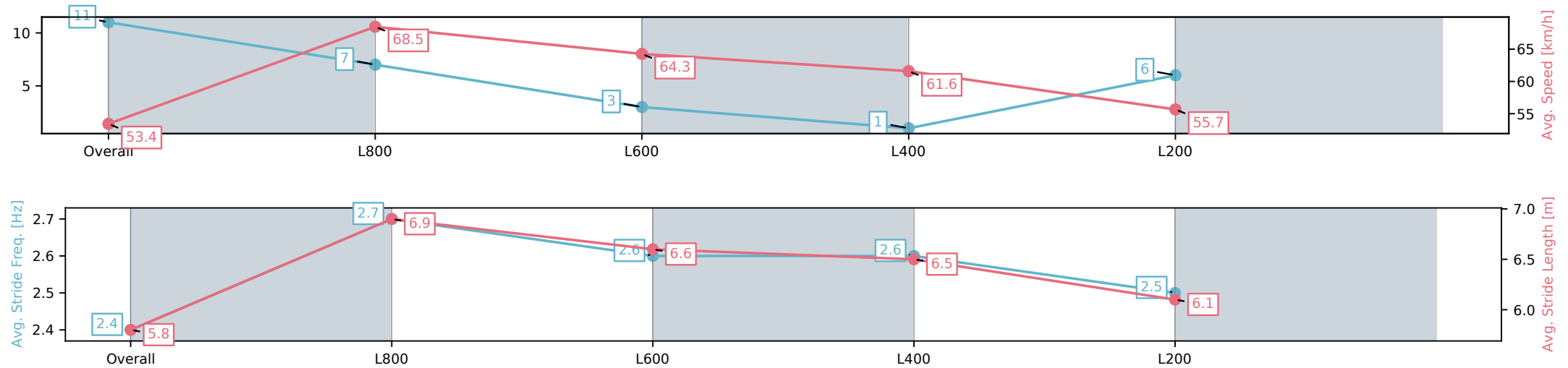
Race 7: Carlton Draught Handicap - 1000m

10 January 2026 - 4:59PM

Track Rating: Good 4, Weather: Overcast, Rail Position: +3m 1200m
Chute, +5.5m Remainder



Section	Overall	L800	L600	L400	L200
Section Times	1:00.05[11] (0:13.53)	0:46.52[7] (0:10.64)	0:35.88[3] (0:11.23)	0:24.65[1] (0:11.73)	0:12.92[6] (0:12.92)
Average Speed [km/h]	53.4	68.5	64.3	61.6	55.7
Top Speed [km/h]	69.2	69.1	66.4	63.8	58.5
Avg. Dist. to Rail [m]	7.2	5.5	1.4	3.0	4.8
Avg. Stride Freq. [Hz]	2.4	2.7	2.6	2.6	2.5
Avg. Stride Length [m]	5.8	6.9	6.6	6.5	6.1



[] Ranking at each section and finish
-:-:- No data available at this section
NA No data available

Horse/Jockey Name	BROADWAY LANE/Lauren Stojakovic
Finish Rank	12
Fastest Section Time (Section)	0:11.01 (L800)
Top Speed [km/h] (Section)	67.4 (Overall)
Race State	Finished



Thomas Farms Rc Murray Bridge-
Professional-2026-01-10

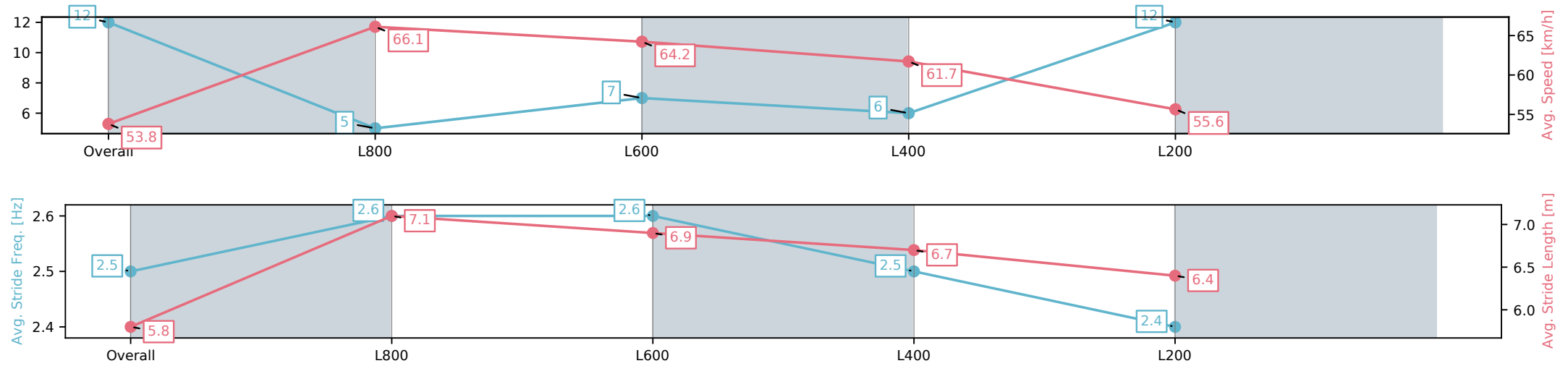
Race 7: Carlton Draught Handicap - 1000m

10 January 2026 - 4:59PM

Track Rating: Good 4, Weather: Overcast, Rail Position: +3m 1200m
Chute, +5.5m Remainder



Section	Overall	L800	L600	L400	L200
Section Times	1:00.44[12] (0:13.42)	0:47.02[5] (0:11.01)	0:36.01[7] (0:11.41)	0:24.60[6] (0:11.68)	0:12.92[12] (0:12.92)
Average Speed [km/h]	53.8	66.1	64.2	61.7	55.6
Top Speed [km/h]	67.4	67.3	65.9	63.2	58.5
Avg. Dist. to Rail [m]	1.9	4.2	4.4	7.2	7.3
Avg. Stride Freq. [Hz]	2.5	2.6	2.6	2.5	2.4
Avg. Stride Length [m]	5.8	7.1	6.9	6.7	6.4



[] Ranking at each section and finish
-:-:- No data available at this section
NA No data available