



Thomas Farms Rc Murray Bridge-Professional-2026-01-10

Race 6: Magic Millions 2026 – 7th March Handicap - 1600m

10 January 2026 - 4:19PM

Track Rating: Good 4, Weather: Overcast, Rail Position: +3m 1200m Chute, +5.5m
Remainder



Section

Field Times

							Overall	L1400	L1200	L1000	L800	L600		
							1:38.85 (0:14.59)	1:24.26 (0:11.23)	1:13.02 (0:11.47)	1:01.56 (0:12.30)	0:49.25 (0:12.31)	0:36.94 (0:12.24)		
Position	#	Horse/Jockey	Barrier	Top Speed [km/h]	Fastest Section	First 400m							Distance Travelled From Winner [m]	
1	8	FLAMING EYES	6	64.1	0:11.48	0:26.94	1:38.85	1:23.39 [8]	1:11.91 [10]	1:00.19 [10]	0:48.19 [10]	0:36.18 [10]		
		Alysha Warren		1600-1400	1400-1200		(0:15.46)	(0:11.48)	(0:11.72)	(0:12.00)	(0:12.01)	(0:12.00)		
2	4	SAINT BOOM	10	65.5	0:11.20	0:26.87	1:39.13	1:23.46 [10]	1:12.26 [8]	1:00.66 [9]	0:48.76 [7]	0:36.68 [7]		-2
		Jason Holder		1600-1400	1400-1200		(0:15.67)	(0:11.20)	(0:11.60)	(0:11.90)	(0:12.08)	(0:12.07)		
3	1	SMOTHER	3	64.2	0:11.38	0:26.92	1:39.21	1:23.67 [9]	1:12.29 [9]	1:00.75 [8]	0:48.77 [9]	0:36.61 [9]		-5
		Jake Toeroek		1400-1200	1400-1200		(0:15.54)	(0:11.38)	(0:11.54)	(0:11.98)	(0:12.16)	(0:11.93)		
4	2	GARCON RENARD	8	64.1	0:11.50	0:26.76	1:39.32	1:24.06 [6]	1:12.56 [7]	1:00.92 [7]	0:48.90 [8]	0:36.72 [8]		-1
		Taylor Johnstone		1600-1400	1400-1200		(0:15.26)	(0:11.50)	(0:11.64)	(0:12.02)	(0:12.18)	(0:12.08)		
5	3	ROYAL SCRIPTURE	9	66.5	0:11.23	0:25.82	1:39.57	1:24.98 [1]	1:13.75 [1]	1:02.28 [1]	0:49.98 [1]	0:37.67 [1]		-6
		Alana Livesey		1600-1400	1400-1200		(0:14.59)	(0:11.23)	(0:11.47)	(0:12.30)	(0:12.31)	(0:12.25)		
6	6	AHVEJAY	4	64.9	0:11.46	0:26.48	1:39.61	1:24.59 [5]	1:13.13 [5]	1:01.37 [5]	0:49.40 [5]	0:37.16 [6]		-1
		Caitlyn Munro		1600-1400	1400-1200		(0:15.02)	(0:11.46)	(0:11.76)	(0:11.97)	(0:12.24)	(0:12.09)		
7	9	LADY ZELDA	11	66.9	0:11.12	0:25.85	1:39.84	1:25.11 [2]	1:13.99 [2]	1:02.47 [2]	0:50.25 [2]	0:37.86 [2]		-2
		Kayla Crowther		1600-1400	1400-1200		(0:14.73)	(0:11.12)	(0:11.52)	(0:12.22)	(0:12.39)	(0:12.25)		
8	7	OLDPOP	1	64.5	0:11.33	0:26.59	1:39.91	1:24.65 [7]	1:13.32 [6]	1:01.66 [6]	0:49.68 [6]	0:37.50 [5]		-4
		Dylan Caboche		1600-1400	1400-1200		(0:15.26)	(0:11.33)	(0:11.66)	(0:11.98)	(0:12.18)	(0:12.17)		
9	10	SPIRIT OF FLIGHT	2	65.3	0:11.34	0:26.14	1:39.93	1:25.13 [3]	1:13.79 [3]	1:02.23 [3]	0:50.07 [4]	0:37.75 [4]		-4
		Stacey Metcalfe		1600-1400	1400-1200		(0:14.80)	(0:11.34)	(0:11.56)	(0:12.16)	(0:12.32)	(0:12.22)		
10	5	YES I BELIEVE	5	64.4	0:11.33	0:26.24	1:40.72	1:25.81 [4]	1:14.48 [4]	1:02.86 [4]	0:50.86 [3]	0:38.58 [3]		+0
		Ben Price		1600-1400	1400-1200		(0:14.91)	(0:11.33)	(0:11.62)	(0:12.00)	(0:12.28)	(0:12.19)		

Scratched: Rokabye Warrior (#11)

Report Created: Sat 10 January 2026 17:10:08 GMT+11 (Note: Timing is based on positional data)

Page 1/12

[] Position in running at each section and finish
-:-:- No data available at this section
NA No data available
█ Background shading for fastest section

Saddle cloth number
DNF Did not finish
DNT Did not track

data processed by  TRIPLESDATA



Thomas Farms Rc Murray Bridge-Professional-2026-01-10

Race 6: Magic Millions 2026 – 7th March Handicap - 1600m

10 January 2026 - 4:19PM

Track Rating: Good 4, Weather: Overcast, Rail Position: +3m 1200m Chute, +5.5m
Remainder



Section Field Times

Position	#	Horse/Jockey	Barrier	Top Speed [km/h]	Fastest Section	First 400m	L400 0:24.70 (0:12.23)	L200 0:12.47 (0:12.47)	Margin					Distance Travelled From Winner [m]
1	8	FLAMING EYES	6	64.1	0:11.48	0:26.94	0:24.18 [9]	0:12.39 [4]	1:38.85					
		Alysha Warren		1600-1400	1400-1200		(0:11.79)	(0:12.39)						
2	4	SAINT BOOM	10	65.5	0:11.20	0:26.87	0:24.61 [5]	0:12.75 [1]	1.78L					-2
		Jason Holder		1600-1400	1400-1200		(0:11.86)	(0:12.75)						
3	1	SMOTHER	3	64.2	0:11.38	0:26.92	0:24.68 [6]	0:12.77 [2]	2.28L					-5
		Jake Toeroek		1400-1200	1400-1200		(0:11.91)	(0:12.77)						
4	2	GARCON RENARD	8	64.1	0:11.50	0:26.76	0:24.64 [10]	0:12.69 [6]	2.95L					-1
		Taylor Johnstone		1600-1400	1400-1200		(0:11.95)	(0:12.69)						
5	3	ROYAL SCRIPTURE	9	66.5	0:11.23	0:25.82	0:25.42 [1]	0:13.13 [3]	4.49L					-6
		Alana Livesey		1600-1400	1400-1200		(0:12.28)	(0:13.13)						
6	6	AHVEJAY	4	64.9	0:11.46	0:26.48	0:25.07 [7]	0:12.91 [7]	4.71L					-1
		Caitlyn Munro		1600-1400	1400-1200		(0:12.16)	(0:12.91)						
7	9	LADY ZELDA	11	66.9	0:11.12	0:25.85	0:25.61 [2]	0:13.35 [5]	6.15L					-2
		Kayla Crowther		1600-1400	1400-1200		(0:12.26)	(0:13.35)						
8	7	OLDPOP	1	64.5	0:11.33	0:26.59	0:25.33 [8]	0:12.99 [10]	6.59L					-4
		Dylan Caboche		1600-1400	1400-1200		(0:12.34)	(0:12.99)						
9	10	SPIRIT OF FLIGHT	2	65.3	0:11.34	0:26.14	0:25.53 [4]	0:13.18 [9]	6.73L					-4
		Stacey Metcalfe		1600-1400	1400-1200		(0:12.35)	(0:13.18)						
10	5	YES I BELIEVE	5	64.4	0:11.33	0:26.24	0:26.39 [3]	0:13.99 [8]	11.61L					+0
		Ben Price		1600-1400	1400-1200		(0:12.40)	(0:13.99)						

Scratched: Rokabye Warrior (#11)

Report Created: Sat 10 January 2026 17:10:08 GMT+11 (Note: Timing is based on positional data)

Page 2/12

[] Position in running at each section and finish
-:-:- No data available at this section
NA No data available
■ Background shading for fastest section

Saddle cloth number
DNF Did not finish
DNT Did not track

data processed by  TRIPLESDATA

Horse/Jockey Name	FLAMING EYES/Alysha Warren
Finish Rank	1
Fastest Section Time (Section)	0:11.48 (L1400)
Top Speed [km/h] (Section)	64.1 (Overall)
Race State	Finished



Thomas Farms Rc Murray Bridge-
Professional-2026-01-10

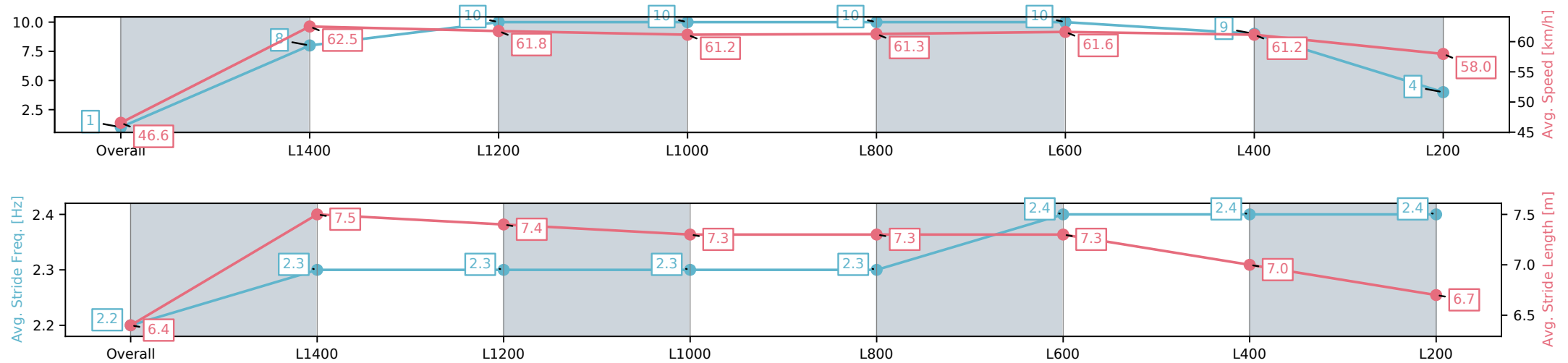
Race 6: Magic Millions 2026 – 7th March Handicap - 1600m

10 January 2026 - 4:19PM

Track Rating: Good 4, Weather: Overcast, Rail Position: +3m 1200m
Chute, +5.5m Remainder



Section	Overall	L1400	L1200	L1000	L800	L600	L400	L200
Section Times	1:38.85[1] (0:15.46)	1:23.39[8] (0:11.48)	1:11.91[10] (0:11.72)	1:00.19[10] (0:12.00)	0:48.19[10] (0:12.01)	0:36.18[10] (0:12.00)	0:24.18[9] (0:11.79)	0:12.39[4] (0:12.39)
Average Speed [km/h]	46.6	62.5	61.8	61.2	61.3	61.6	61.2	58.0
Top Speed [km/h]	64.1	63.8	63.3	62.5	62.5	63.2	63.1	60.7
Avg. Dist. to Rail [m]	4.8	1.9	1.9	3.4	4.8	6.5	9.7	8.7
Avg. Stride Freq. [Hz]	2.2	2.3	2.3	2.3	2.3	2.4	2.4	2.4
Avg. Stride Length [m]	6.4	7.5	7.4	7.3	7.3	7.3	7.0	6.7



[] Ranking at each section and finish
-:-:- No data available at this section
NA No data available

Horse/Jockey Name	SAINT BOOM/Jason Holder
Finish Rank	2
Fastest Section Time (Section)	0:11.20 (L1400)
Top Speed [km/h] (Section)	65.5 (Overall)
Race State	Finished



Thomas Farms Rc Murray Bridge-
Professional-2026-01-10

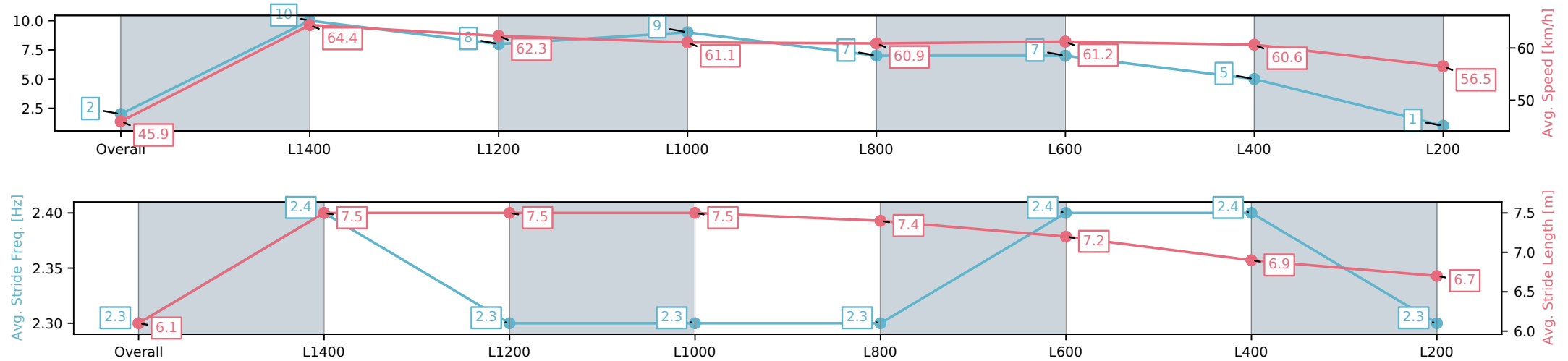
Race 6: Magic Millions 2026 – 7th March Handicap - 1600m

10 January 2026 - 4:19PM

Track Rating: Good 4, Weather: Overcast, Rail Position: +3m 1200m
Chute, +5.5m Remainder



Section	Overall	L1400	L1200	L1000	L800	L600	L400	L200
Section Times	1:39.13[2] (0:15.67)	1:23.46[10] (0:11.20)	1:12.26[8] (0:11.60)	1:00.66[9] (0:11.90)	0:48.76[7] (0:12.08)	0:36.68[7] (0:12.07)	0:24.61[5] (0:11.86)	0:12.75[1] (0:12.75)
Average Speed [km/h]	45.9	64.4	62.3	61.1	60.9	61.2	60.6	56.5
Top Speed [km/h]	65.0	65.5	63.2	62.8	62.0	62.4	62.3	59.0
Avg. Dist. to Rail [m]	2.3	0.7	1.4	2.5	3.6	6.2	7.6	6.1
Avg. Stride Freq. [Hz]	2.3	2.4	2.3	2.3	2.3	2.4	2.4	2.3
Avg. Stride Length [m]	6.1	7.5	7.5	7.5	7.4	7.2	6.9	6.7



[] Ranking at each section and finish
-:-:- No data available at this section
NA No data available

Horse/Jockey Name	SMOTHER/Jake Toeroek
Finish Rank	3
Fastest Section Time (Section)	0:11.38 (L1400)
Top Speed [km/h] (Section)	64.2 (L1400)
Race State	Finished



Thomas Farms Rc Murray Bridge-
Professional-2026-01-10

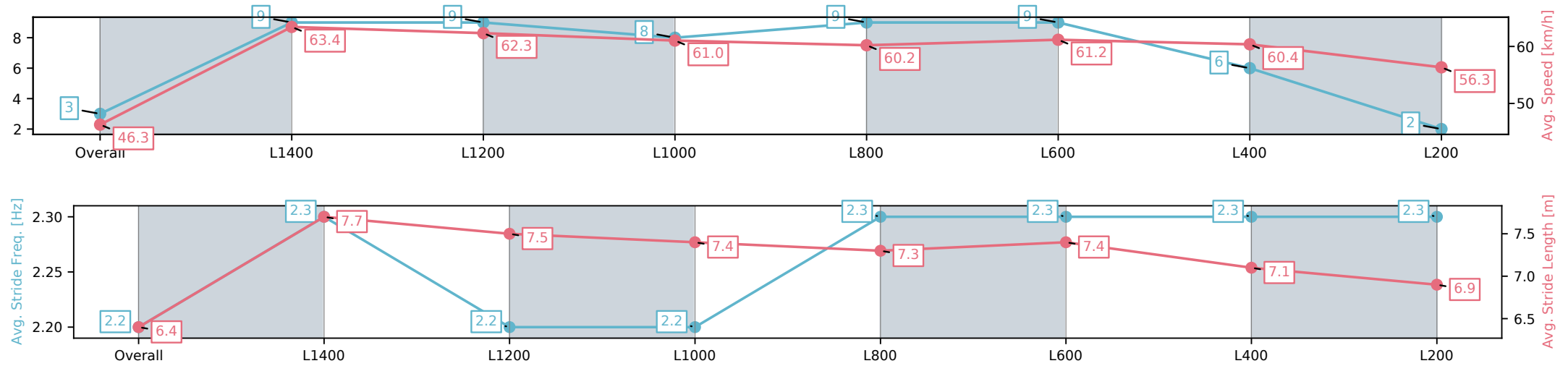
Race 6: Magic Millions 2026 – 7th March Handicap - 1600m

10 January 2026 - 4:19PM

Track Rating: Good 4, Weather: Overcast, Rail Position: +3m 1200m
Chute, +5.5m Remainder



Section	Overall	L1400	L1200	L1000	L800	L600	L400	L200
Section Times	1:39.21[3] (0:15.54)	1:23.67[9] (0:11.38)	1:12.29[9] (0:11.54)	1:00.75[8] (0:11.98)	0:48.77[9] (0:12.16)	0:36.61[9] (0:11.93)	0:24.68[6] (0:11.91)	0:12.77[2] (0:12.77)
Average Speed [km/h]	46.3	63.4	62.3	61.0	60.2	61.2	60.4	56.3
Top Speed [km/h]	63.3	64.1	64.2	61.4	61.7	62.0	62.1	58.8
Avg. Dist. to Rail [m]	2.8	0.1	0.5	2.5	3.2	3.7	4.3	4.4
Avg. Stride Freq. [Hz]	2.2	2.3	2.2	2.2	2.3	2.3	2.3	2.3
Avg. Stride Length [m]	6.4	7.7	7.5	7.4	7.3	7.4	7.1	6.9



[] Ranking at each section and finish
-:-:- No data available at this section
NA No data available

Horse/Jockey Name	GARCON RENARD/Taylor Johnstone
Finish Rank	4
Fastest Section Time (Section)	0:11.50 (L1400)
Top Speed [km/h] (Section)	64.1 (Overall)
Race State	Finished



Thomas Farms Rc Murray Bridge-
Professional-2026-01-10

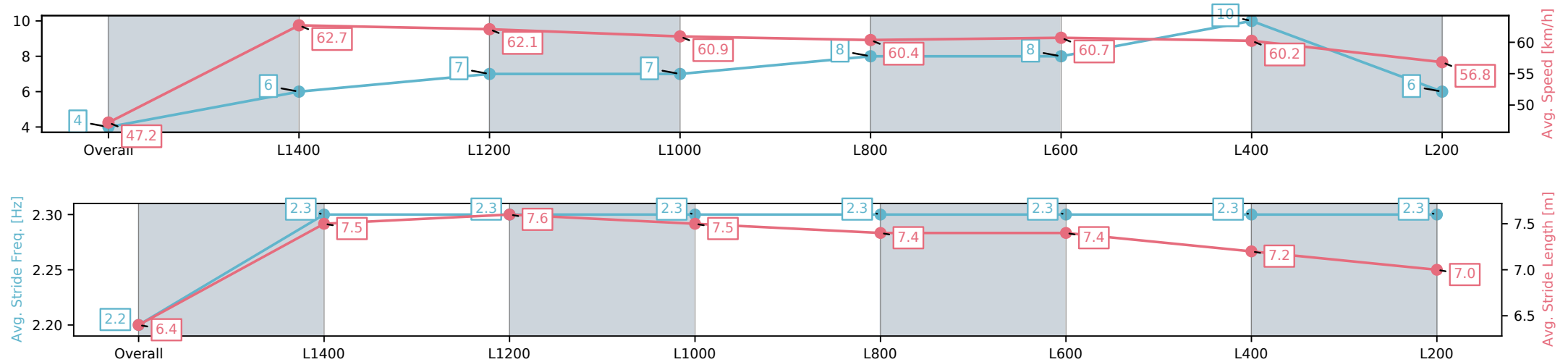
Race 6: Magic Millions 2026 – 7th March Handicap - 1600m

10 January 2026 - 4:19PM

Track Rating: Good 4, Weather: Overcast, Rail Position: +3m 1200m
Chute, +5.5m Remainder



Section	Overall	L1400	L1200	L1000	L800	L600	L400	L200
Section Times	1:39.32[4] (0:15.26)	1:24.06[6] (0:11.50)	1:12.56[7] (0:11.64)	1:00.92[7] (0:12.02)	0:48.90[8] (0:12.18)	0:36.72[8] (0:12.08)	0:24.64[10] (0:11.95)	0:12.69[6] (0:12.69)
Average Speed [km/h]	47.2	62.7	62.1	60.9	60.4	60.7	60.2	56.8
Top Speed [km/h]	64.1	64.1	63.2	62.1	62.1	62.2	61.9	58.5
Avg. Dist. to Rail [m]	5.5	2.0	2.2	3.4	4.1	5.3	8.1	8.4
Avg. Stride Freq. [Hz]	2.2	2.3	2.3	2.3	2.3	2.3	2.3	2.3
Avg. Stride Length [m]	6.4	7.5	7.6	7.5	7.4	7.4	7.2	7.0



[] Ranking at each section and finish
-:-:- No data available at this section
NA No data available

Horse/Jockey Name	ROYAL SCRIPTURE/Alana Livesey
Finish Rank	5
Fastest Section Time (Section)	0:11.23 (L1400)
Top Speed [km/h] (Section)	66.5 (Overall)
Race State	Finished



Thomas Farms Rc Murray Bridge-
Professional-2026-01-10

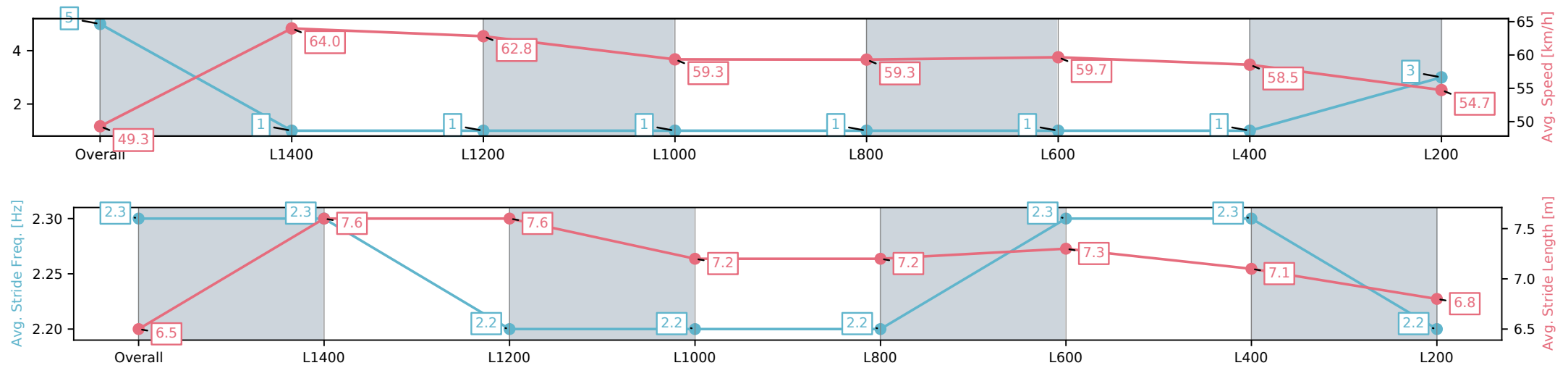
Race 6: Magic Millions 2026 – 7th March Handicap - 1600m

10 January 2026 - 4:19PM

Track Rating: Good 4, Weather: Overcast, Rail Position: +3m 1200m
Chute, +5.5m Remainder



Section	Overall	L1400	L1200	L1000	L800	L600	L400	L200
Section Times	1:39.57[5] (0:14.59)	1:24.98[1] (0:11.23)	1:13.75[1] (0:11.47)	1:02.28[1] (0:12.30)	0:49.98[1] (0:12.31)	0:37.67[1] (0:12.25)	0:25.42[1] (0:12.28)	0:13.13[3] (0:13.13)
Average Speed [km/h]	49.3	64.0	62.8	59.3	59.3	59.7	58.5	54.7
Top Speed [km/h]	66.5	66.0	63.8	61.5	60.1	60.3	60.4	56.7
Avg. Dist. to Rail [m]	7.3	1.1	0.6	2.3	2.8	2.9	2.9	2.3
Avg. Stride Freq. [Hz]	2.3	2.3	2.2	2.2	2.2	2.3	2.3	2.2
Avg. Stride Length [m]	6.5	7.6	7.6	7.2	7.2	7.3	7.1	6.8



[] Ranking at each section and finish
-:-:- No data available at this section
NA No data available

Horse/Jockey Name	AHVEJAY/Caitlyn Munro
Finish Rank	6
Fastest Section Time (Section)	0:11.46 (L1400)
Top Speed [km/h] (Section)	64.9 (Overall)
Race State	Finished



Thomas Farms Rc Murray Bridge-
Professional-2026-01-10

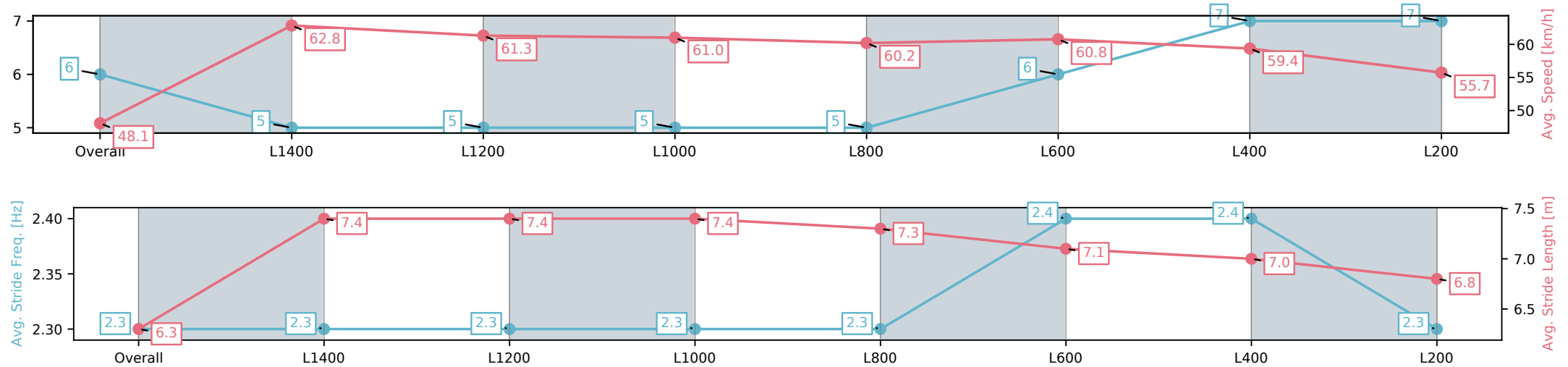
Race 6: Magic Millions 2026 – 7th March Handicap - 1600m

10 January 2026 - 4:19PM

Track Rating: Good 4, Weather: Overcast, Rail Position: +3m 1200m
Chute, +5.5m Remainder



Section	Overall	L1400	L1200	L1000	L800	L600	L400	L200
Section Times	1:39.61[6] (0:15.02)	1:24.59[5] (0:11.46)	1:13.13[5] (0:11.76)	1:01.37[5] (0:11.97)	0:49.40[5] (0:12.24)	0:37.16[6] (0:12.09)	0:25.07[7] (0:12.16)	0:12.91[7] (0:12.91)
Average Speed [km/h]	48.1	62.8	61.3	61.0	60.2	60.8	59.4	55.7
Top Speed [km/h]	63.3	64.9	63.4	62.3	61.9	62.2	61.3	57.2
Avg. Dist. to Rail [m]	3.8	1.6	2.2	3.2	4.0	5.6	7.2	7.6
Avg. Stride Freq. [Hz]	2.3	2.3	2.3	2.3	2.3	2.4	2.4	2.3
Avg. Stride Length [m]	6.3	7.4	7.4	7.4	7.3	7.1	7.0	6.8



[] Ranking at each section and finish
-:-:- No data available at this section
NA No data available

Horse/Jockey Name	LADY ZELDA/Kayla Crowther
Finish Rank	7
Fastest Section Time (Section)	0:11.12 (L1400)
Top Speed [km/h] (Section)	66.9 (Overall)
Race State	Finished



Thomas Farms Rc Murray Bridge-
Professional-2026-01-10

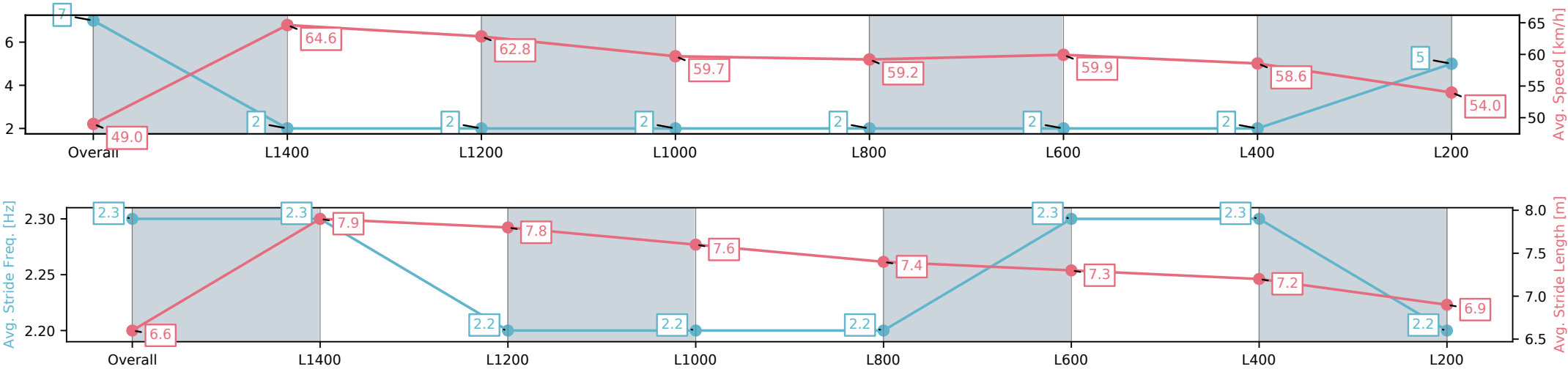
Race 6: Magic Millions 2026 – 7th March Handicap - 1600m

10 January 2026 - 4:19PM

Track Rating: Good 4, Weather: Overcast, Rail Position: +3m 1200m
Chute, +5.5m Remainder



Section	Overall	L1400	L1200	L1000	L800	L600	L400	L200
Section Times	1:39.84[7] (0:14.73)	1:25.11[2] (0:11.12)	1:13.99[2] (0:11.52)	1:02.47[2] (0:12.22)	0:50.25[2] (0:12.39)	0:37.86[2] (0:12.25)	0:25.61[2] (0:12.26)	0:13.35[5] (0:13.35)
Average Speed [km/h]	49.0	64.6	62.8	59.7	59.2	59.9	58.6	54.0
Top Speed [km/h]	66.9	66.6	64.3	61.9	60.4	60.9	61.4	56.4
Avg. Dist. to Rail [m]	7.7	2.2	2.2	2.9	3.5	4.3	5.1	5.4
Avg. Stride Freq. [Hz]	2.3	2.3	2.2	2.2	2.2	2.3	2.3	2.2
Avg. Stride Length [m]	6.6	7.9	7.8	7.6	7.4	7.3	7.2	6.9



[] Ranking at each section and finish
-:-:- No data available at this section
NA No data available

Horse/Jockey Name	OLDPOP/Dylan Caboche
Finish Rank	8
Fastest Section Time (Section)	0:11.33 (L1400)
Top Speed [km/h] (Section)	64.5 (Overall)
Race State	Finished



Thomas Farms Rc Murray Bridge-
Professional-2026-01-10

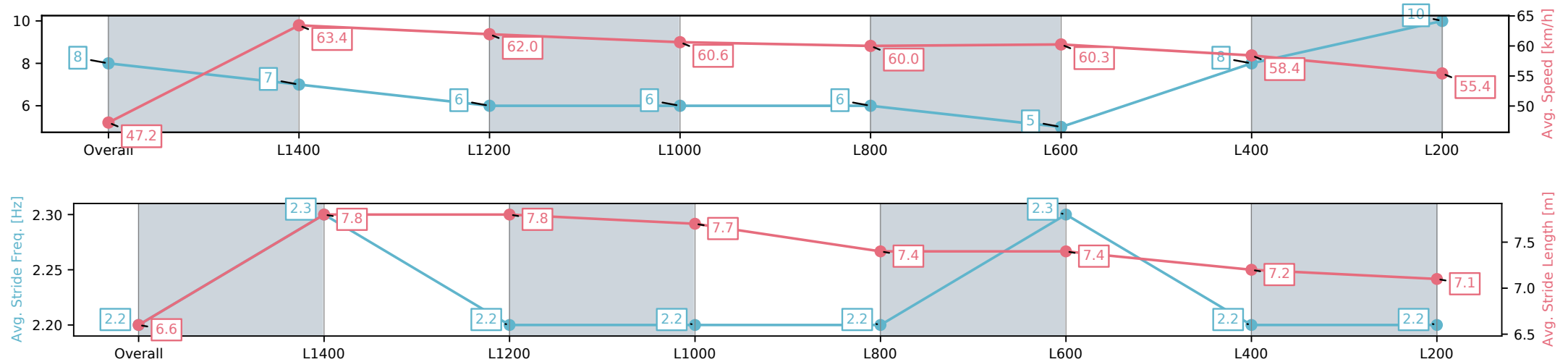
Race 6: Magic Millions 2026 – 7th March Handicap - 1600m

10 January 2026 - 4:19PM

Track Rating: Good 4, Weather: Overcast, Rail Position: +3m 1200m
Chute, +5.5m Remainder



Section	Overall	L1400	L1200	L1000	L800	L600	L400	L200
Section Times	1:39.91[8] (0:15.26)	1:24.65[7] (0:11.33)	1:13.32[6] (0:11.66)	1:01.66[6] (0:11.98)	0:49.68[6] (0:12.18)	0:37.50[5] (0:12.17)	0:25.33[8] (0:12.34)	0:12.99[10] (0:12.99)
Average Speed [km/h]	47.2	63.4	62.0	60.6	60.0	60.3	58.4	55.4
Top Speed [km/h]	64.5	64.5	63.2	61.6	61.7	62.2	61.3	56.5
Avg. Dist. to Rail [m]	1.4	0.2	0.3	1.9	2.8	4.6	5.9	8.2
Avg. Stride Freq. [Hz]	2.2	2.3	2.2	2.2	2.2	2.3	2.2	2.2
Avg. Stride Length [m]	6.6	7.8	7.8	7.7	7.4	7.4	7.2	7.1



[] Ranking at each section and finish
-:-:- No data available at this section
NA No data available

Horse/Jockey Name	SPIRIT OF FLIGHT/Stacey Metcalfe
Finish Rank	9
Fastest Section Time (Section)	0:11.34 (L1400)
Top Speed [km/h] (Section)	65.3 (Overall)
Race State	Finished



Thomas Farms Rc Murray Bridge-
Professional-2026-01-10

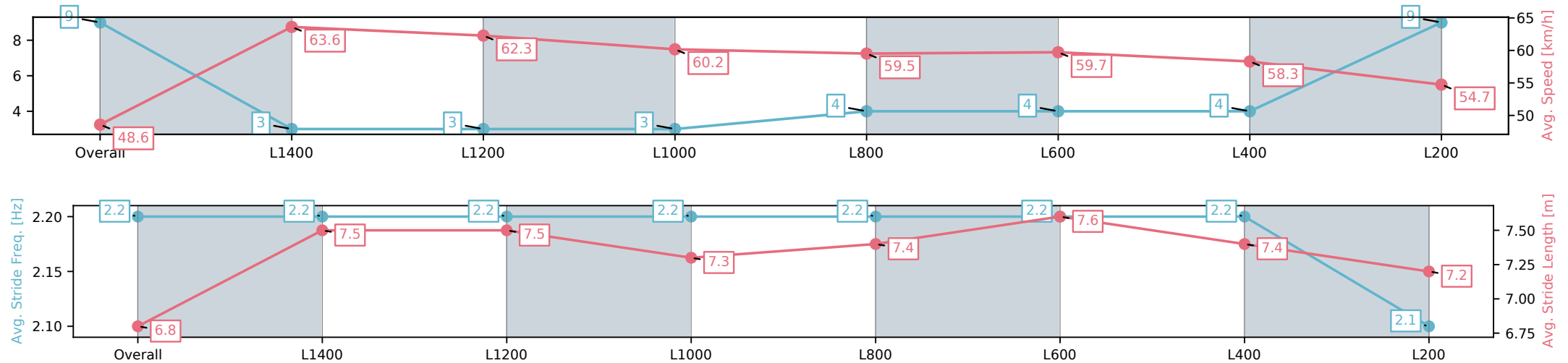
Race 6: Magic Millions 2026 – 7th March Handicap - 1600m

10 January 2026 - 4:19PM

Track Rating: Good 4, Weather: Overcast, Rail Position: +3m 1200m
Chute, +5.5m Remainder



Section	Overall	L1400	L1200	L1000	L800	L600	L400	L200
Section Times	1:39.93[9] (0:14.80)	1:25.13[3] (0:11.34)	1:13.79[3] (0:11.56)	1:02.23[3] (0:12.16)	0:50.07[4] (0:12.32)	0:37.75[4] (0:12.22)	0:25.53[4] (0:12.35)	0:13.18[9] (0:13.18)
Average Speed [km/h]	48.6	63.6	62.3	60.2	59.5	59.7	58.3	54.7
Top Speed [km/h]	65.3	65.1	62.8	61.6	60.4	61.1	60.5	56.0
Avg. Dist. to Rail [m]	3.4	0.8	0.7	2.8	3.6	3.9	4.5	4.8
Avg. Stride Freq. [Hz]	2.2	2.2	2.2	2.2	2.2	2.2	2.2	2.1
Avg. Stride Length [m]	6.8	7.5	7.5	7.3	7.4	7.6	7.4	7.2



[] Ranking at each section and finish
-:-:- No data available at this section
NA No data available

Horse/Jockey Name	YES I BELIEVE/Ben Price
Finish Rank	10
Fastest Section Time (Section)	0:11.33 (L1400)
Top Speed [km/h] (Section)	64.4 (Overall)
Race State	Finished



Thomas Farms Rc Murray Bridge-
Professional-2026-01-10

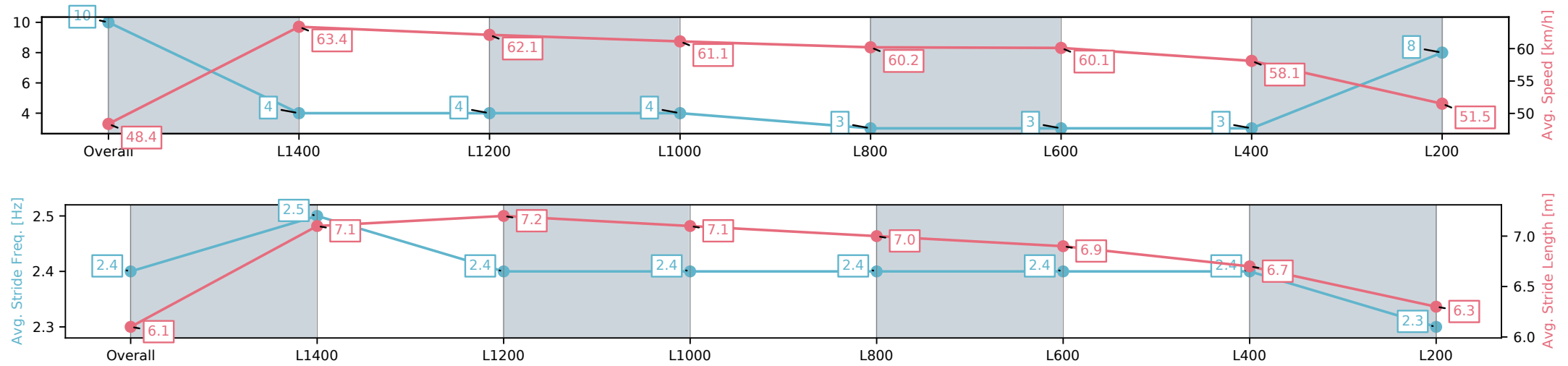
Race 6: Magic Millions 2026 – 7th March Handicap - 1600m

10 January 2026 - 4:19PM

Track Rating: Good 4, Weather: Overcast, Rail Position: +3m 1200m
Chute, +5.5m Remainder



Section	Overall	L1400	L1200	L1000	L800	L600	L400	L200
Section Times	1:40.72[10] (0:14.91)	1:25.81[4] (0:11.33)	1:14.48[4] (0:11.62)	1:02.86[4] (0:12.00)	0:50.86[3] (0:12.28)	0:38.58[3] (0:12.19)	0:26.39[3] (0:12.40)	0:13.99[8] (0:13.99)
Average Speed [km/h]	48.4	63.4	62.1	61.1	60.2	60.1	58.1	51.5
Top Speed [km/h]	64.4	64.1	63.7	62.8	61.5	61.2	60.4	55.2
Avg. Dist. to Rail [m]	4.4	1.5	2.1	3.6	4.6	5.3	6.1	6.8
Avg. Stride Freq. [Hz]	2.4	2.5	2.4	2.4	2.4	2.4	2.4	2.3
Avg. Stride Length [m]	6.1	7.1	7.2	7.1	7.0	6.9	6.7	6.3



[] Ranking at each section and finish
-:-:- No data available at this section
NA No data available