



Thomas Farms Rc Murray Bridge-Professional-2026-01-10

Race 5: Sportsbet More Places Handicap - 1400m

10 January 2026 - 3:39PM

Track Rating: Good 4, Weather: Overcast, Rail Position: +3m 1200m Chute, +5.5m
Remainder



Section Field Times							Overall 1:25.01 (0:14.23)	L1200 1:10.78 (0:11.08)	L1000 0:59.70 (0:11.33)	L800 0:48.37 (0:11.78)	L600 0:36.60 (0:12.05)	L400 0:24.55 (0:11.92)		
Position	#	Horse/Jockey	Barrier	Top Speed [km/h]	Fastest Section	First 400m								Distance Travelled From Winner [m]
1	7	FLOREY Jake Toeroek	6	65.4 1400-1200	0:11.19 1200-1000	0:25.59	1:25.01 (0:14.40)	1:10.61 [2] (0:11.19)	0:59.42 [2] (0:11.37)	0:48.05 [3] (0:11.66)	0:36.39 [3] (0:11.89)	0:24.50 [2] (0:11.86)		
2	3	CIELAO Caitlin Tootell	8	65.8 1200-1000	0:11.08 1200-1000	0:25.31	1:25.35 (0:14.23)	1:11.12 [1] (0:11.08)	1:00.04 [1] (0:11.32)	0:48.72 [1] (0:11.78)	0:36.94 [1] (0:12.05)	0:24.89 [1] (0:12.04)		-2
3	6	SECOND FIX Rochelle Milnes	3	65.6 1200-1000	0:11.28 1200-1000	0:25.91	1:25.43 (0:14.62)	1:10.81 [4] (0:11.28)	0:59.52 [4] (0:11.31)	0:48.21 [4] (0:11.69)	0:36.52 [4] (0:11.78)	0:24.74 [4] (0:12.03)		-1
4	10	SUBUKI Serg Lisnyy	10	64.3 1200-1000	0:11.42 1200-1000	0:26.17	1:25.62 (0:14.75)	1:10.87 [6] (0:11.42)	0:59.45 [6] (0:11.61)	0:47.84 [8] (0:11.81)	0:36.03 [9] (0:11.83)	0:24.20 [9] (0:11.73)		+5
5	9	RUBINI Alana Livesey	9	65.7 1200-1000	0:11.34 1000-800	0:26.56	1:25.63 (0:15.21)	1:10.42 [9] (0:11.36)	0:59.06 [9] (0:11.34)	0:47.72 [9] (0:11.64)	0:36.08 [8] (0:11.84)	0:24.24 [8] (0:11.75)		-1
6	2	ZESTIMAN Jason Holder	7	64.7 1200-1000	0:11.21 1200-1000	0:26.17	1:25.65 (0:14.96)	1:10.69 [7] (0:11.21)	0:59.48 [7] (0:11.32)	0:48.16 [7] (0:11.70)	0:36.46 [6] (0:11.86)	0:24.60 [5] (0:11.98)		-2
7	4	ANGELIC APPEAL Connor Murtagh	4	65.9 1200-1000	0:11.12 1000-800	0:26.34	1:25.68 (0:15.11)	1:10.57 [8] (0:11.23)	0:59.34 [8] (0:11.12)	0:48.22 [6] (0:11.82)	0:36.40 [7] (0:12.04)	0:24.36 [7] (0:11.73)		+2
8	5	CORK HARBOUR Taylor Johnstone	1	65.4 1200-1000	0:11.10 1000-800	0:25.73	1:25.87 (0:14.60)	1:11.27 [3] (0:11.13)	1:00.14 [3] (0:11.10)	0:49.04 [2] (0:11.75)	0:37.29 [2] (0:12.04)	0:25.25 [3] (0:12.19)		-8
9	8	CHANCE TAKEN Dylan Caboche	2	64.8 1200-1000	0:11.25 1200-1000	0:25.92	1:26.41 (0:14.67)	1:11.74 [5] (0:11.25)	1:00.49 [5] (0:11.37)	0:49.12 [5] (0:11.80)	0:37.32 [5] (0:12.04)	0:25.28 [6] (0:12.23)		-1
10	1	CAPTAIN JOOLIAN Alysha Warren	5	64.4 1200-1000	0:11.43 1200-1000	0:26.79	1:26.48 (0:15.36)	1:11.12 [10] (0:11.43)	0:59.69 [10] (0:11.46)	0:48.23 [10] (0:11.69)	0:36.54 [10] (0:11.87)	0:24.67 [10] (0:12.04)		+1



Thomas Farms Rc Murray Bridge-Professional-2026-01-10

Race 5: Sportsbet More Places Handicap - 1400m

10 January 2026 - 3:39PM

Track Rating: Good 4, Weather: Overcast, Rail Position: +3m 1200m Chute, +5.5m
Remainder



Section Field Times

L200

0:12.63

(0:12.63)

Position	#	Horse/Jockey	Barrier	Top Speed [km/h]	Fastest Section	First 400m	Margin							Distance Travelled From Winner [m]
1	7	FLOREY	6	65.4	0:11.19	0:25.59	0:12.64 [1]	1:25.01						
		Jake Toeroek		1400-1200	1200-1000		(0:12.64)							
2	3	CIELAO	8	65.8	0:11.08	0:25.31	0:12.85 [2]	2.15L						-2
		Caitlin Tootell		1200-1000	1200-1000		(0:12.85)							
3	6	SECOND FIX	3	65.6	0:11.28	0:25.91	0:12.71 [3]	2.64L						-1
		Rochelle Milnes		1200-1000	1200-1000		(0:12.71)							
4	10	SUBUKI	10	64.3	0:11.42	0:26.17	0:12.47 [8]	3.82L						+5
		Serg Lisnyy		1200-1000	1200-1000		(0:12.47)							
5	9	RUBINI	9	65.7	0:11.34	0:26.56	0:12.49 [7]	3.9L						-1
		Alana Livesey		1200-1000	1000-800		(0:12.49)							
6	2	ZESTIMAN	7	64.7	0:11.21	0:26.17	0:12.62 [5]	4.02L						-2
		Jason Holder		1200-1000	1200-1000		(0:12.62)							
7	4	ANGELIC APPEAL	4	65.9	0:11.12	0:26.34	0:12.63 [6]	4.21L						+2
		Connor Murtagh		1200-1000	1000-800		(0:12.63)							
8	5	CORK HARBOUR	1	65.4	0:11.10	0:25.73	0:13.06 [4]	5.39L						-8
		Taylor Johnstone		1200-1000	1000-800		(0:13.06)							
9	8	CHANCE TAKEN	2	64.8	0:11.25	0:25.92	0:13.05 [9]	8.75L						-1
		Dylan Caboche		1200-1000	1200-1000		(0:13.05)							
10	1	CAPTAIN JOOLIAN	5	64.4	0:11.43	0:26.79	0:12.63 [10]	9.2L						+1
		Alysha Warren		1200-1000	1200-1000		(0:12.63)							

Report Created: Sat 10 January 2026 16:39:07 GMT+11 (Note: Timing is based on positional data)

Page 2/12

[] Position in running at each section and finish
-:-:- No data available at this section
NA No data available
■ Background shading for fastest section

Saddle cloth number
DNF Did not finish
DNT Did not track

data processed by  TRIPLESDATA

Horse/Jockey Name	FLOREY/Jake Toeroek
Finish Rank	1
Fastest Section Time (Section)	0:11.19 (L1200)
Top Speed [km/h] (Section)	65.4 (Overall)
Race State	Finished



Thomas Farms Rc Murray Bridge-
Professional-2026-01-10

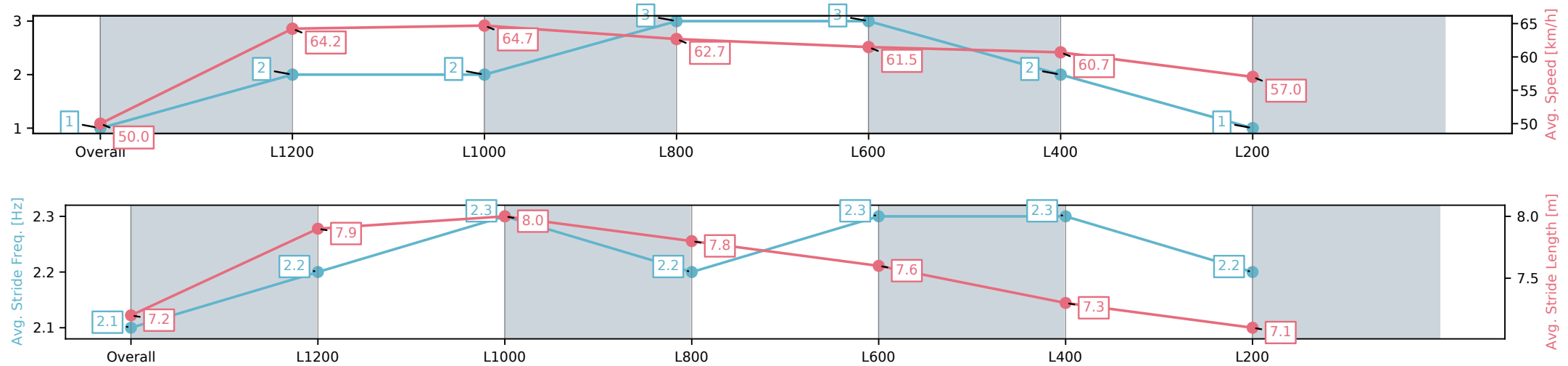
Race 5: Sportsbet More Places Handicap - 1400m

10 January 2026 - 3:39PM

Track Rating: Good 4, Weather: Overcast, Rail Position: +3m 1200m
Chute, +5.5m Remainder



Section	Overall	L1200	L1000	L800	L600	L400	L200
Section Times	1:25.01[1] (0:14.40)	1:10.61[2] (0:11.19)	0:59.42[2] (0:11.37)	0:48.05[3] (0:11.66)	0:36.39[3] (0:11.89)	0:24.50[2] (0:11.86)	0:12.64[1] (0:12.64)
Average Speed [km/h]	50.0	64.2	64.7	62.7	61.5	60.7	57.0
Top Speed [km/h]	64.7	65.4	65.1	64.8	62.0	61.2	59.4
Avg. Dist. to Rail [m]	3.1	1.0	3.3	3.5	3.7	4.8	4.5
Avg. Stride Freq. [Hz]	2.1	2.2	2.3	2.2	2.3	2.3	2.2
Avg. Stride Length [m]	7.2	7.9	8.0	7.8	7.6	7.3	7.1



[] Ranking at each section and finish
-:-:- No data available at this section
NA No data available

Horse/Jockey Name	CIELAO/Caitlin Tootell
Finish Rank	2
Fastest Section Time (Section)	0:11.08 (L1200)
Top Speed [km/h] (Section)	65.8 (L1200)
Race State	Finished



Thomas Farms Rc Murray Bridge-
Professional-2026-01-10

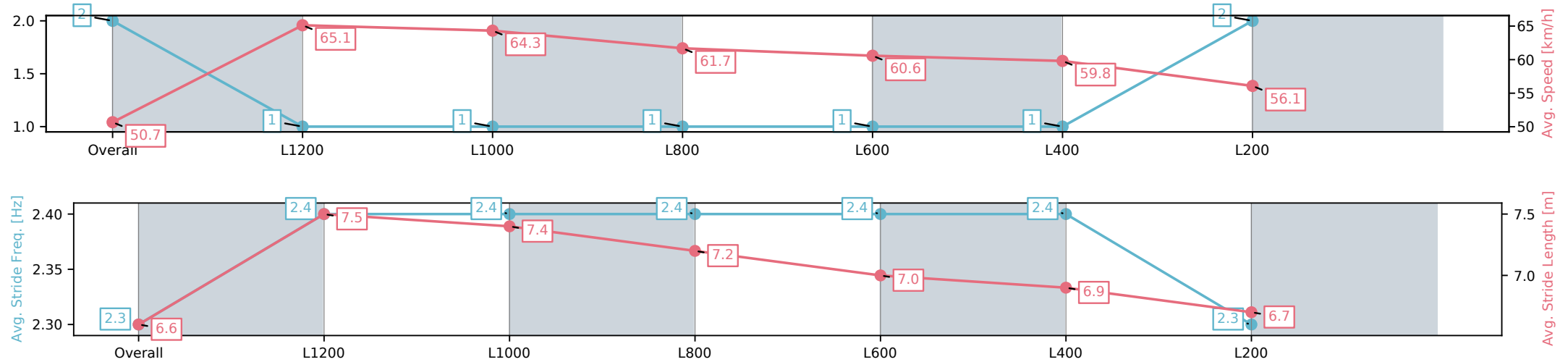
Race 5: Sportsbet More Places Handicap - 1400m

10 January 2026 - 3:39PM

Track Rating: Good 4, Weather: Overcast, Rail Position: +3m 1200m
Chute, +5.5m Remainder



Section	Overall	L1200	L1000	L800	L600	L400	L200
Section Times	1:25.35[2] (0:14.23)	1:11.12[1] (0:11.08)	1:00.04[1] (0:11.32)	0:48.72[1] (0:11.78)	0:36.94[1] (0:12.05)	0:24.89[1] (0:12.04)	0:12.85[2] (0:12.85)
Average Speed [km/h]	50.7	65.1	64.3	61.7	60.6	59.8	56.1
Top Speed [km/h]	63.8	65.5	65.8	63.9	61.3	61.0	58.9
Avg. Dist. to Rail [m]	4.3	0.5	1.8	2.4	3.5	4.0	2.8
Avg. Stride Freq. [Hz]	2.3	2.4	2.4	2.4	2.4	2.4	2.3
Avg. Stride Length [m]	6.6	7.5	7.4	7.2	7.0	6.9	6.7



[] Ranking at each section and finish
-:-:- No data available at this section
NA No data available

Horse/Jockey Name	SECOND FIX/Rochelle Milnes
Finish Rank	3
Fastest Section Time (Section)	0:11.28 (L1200)
Top Speed [km/h] (Section)	65.6 (L1200)
Race State	Finished



Thomas Farms Rc Murray Bridge-
Professional-2026-01-10

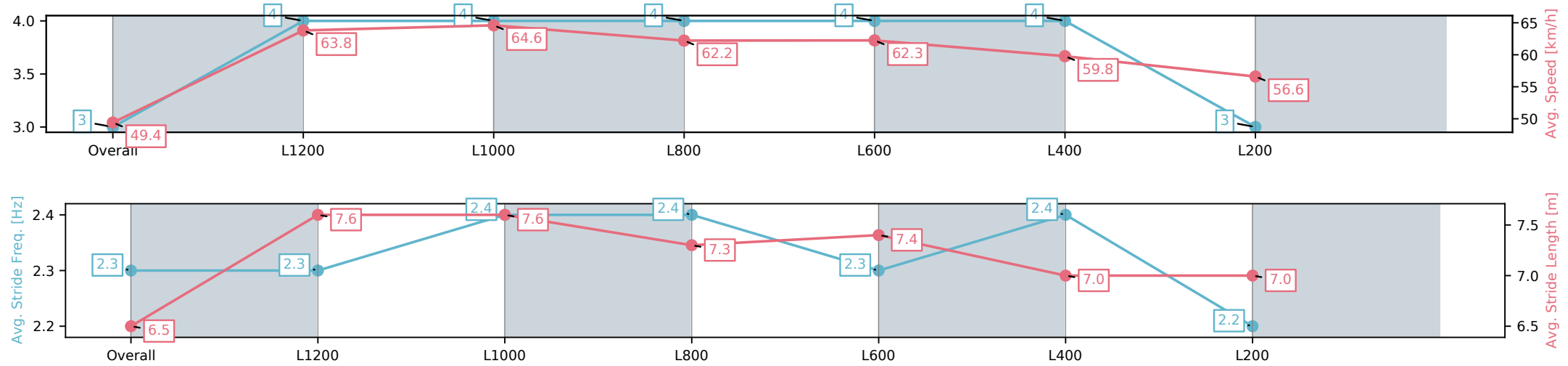
Race 5: Sportsbet More Places Handicap - 1400m

10 January 2026 - 3:39PM

Track Rating: Good 4, Weather: Overcast, Rail Position: +3m 1200m
Chute, +5.5m Remainder



Section	Overall	L1200	L1000	L800	L600	L400	L200
Section Times	1:25.43[3] (0:14.62)	1:10.81[4] (0:11.28)	0:59.52[4] (0:11.31)	0:48.21[4] (0:11.69)	0:36.52[4] (0:11.78)	0:24.74[4] (0:12.03)	0:12.71[3] (0:12.71)
Average Speed [km/h]	49.4	63.8	64.6	62.2	62.3	59.8	56.6
Top Speed [km/h]	63.2	64.1	65.6	63.4	62.6	61.9	57.3
Avg. Dist. to Rail [m]	1.8	1.2	2.6	2.5	3.9	8.0	7.3
Avg. Stride Freq. [Hz]	2.3	2.3	2.4	2.4	2.3	2.4	2.2
Avg. Stride Length [m]	6.5	7.6	7.6	7.3	7.4	7.0	7.0



[] Ranking at each section and finish
-:-:- No data available at this section
NA No data available

Horse/Jockey Name	SUBUKI/Serg Lisnyy
Finish Rank	4
Fastest Section Time (Section)	0:11.42 (L1200)
Top Speed [km/h] (Section)	64.3 (L1200)
Race State	Finished



Thomas Farms Rc Murray Bridge-
Professional-2026-01-10

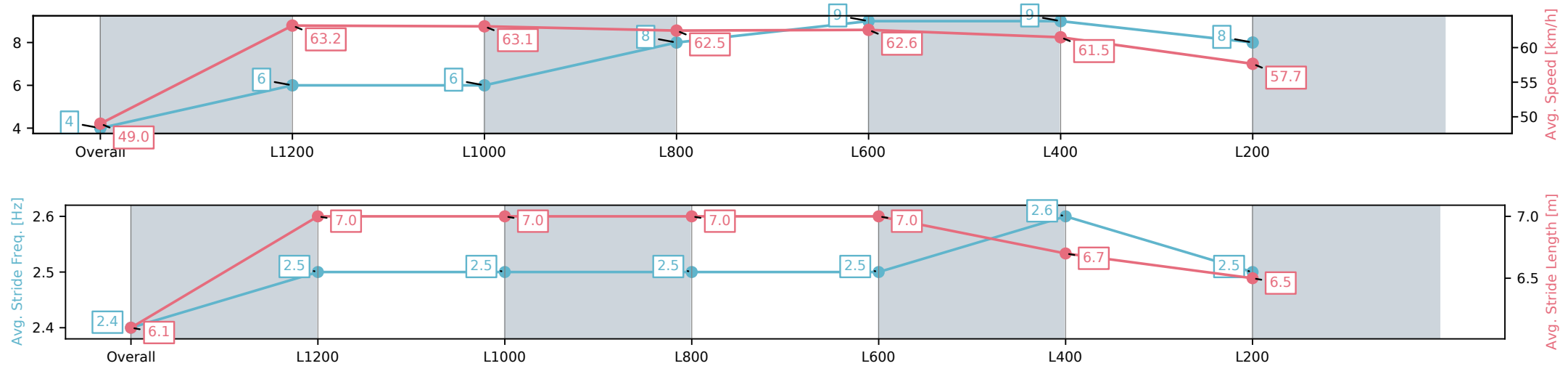
Race 5: Sportsbet More Places Handicap - 1400m



10 January 2026 - 3:39PM

Track Rating: Good 4, Weather: Overcast, Rail Position: +3m 1200m
Chute, +5.5m Remainder

Section	Overall	L1200	L1000	L800	L600	L400	L200
Section Times	1:25.62[4] (0:14.75)	1:10.87[6] (0:11.42)	0:59.45[6] (0:11.61)	0:47.84[8] (0:11.81)	0:36.03[9] (0:11.83)	0:24.20[9] (0:11.73)	0:12.47[8] (0:12.47)
Average Speed [km/h]	49.0	63.2	63.1	62.5	62.6	61.5	57.7
Top Speed [km/h]	62.7	64.0	64.3	63.2	63.3	62.8	59.7
Avg. Dist. to Rail [m]	6.3	2.8	3.5	4.8	6.3	11.0	11.6
Avg. Stride Freq. [Hz]	2.4	2.5	2.5	2.5	2.5	2.6	2.5
Avg. Stride Length [m]	6.1	7.0	7.0	7.0	7.0	6.7	6.5



[] Ranking at each section and finish
-:-:- No data available at this section
NA No data available

Horse/Jockey Name	RUBINI/Alana Livesey
Finish Rank	5
Fastest Section Time (Section)	0:11.34 (L1000)
Top Speed [km/h] (Section)	65.7 (L1200)
Race State	Finished



Thomas Farms Rc Murray Bridge-
Professional-2026-01-10

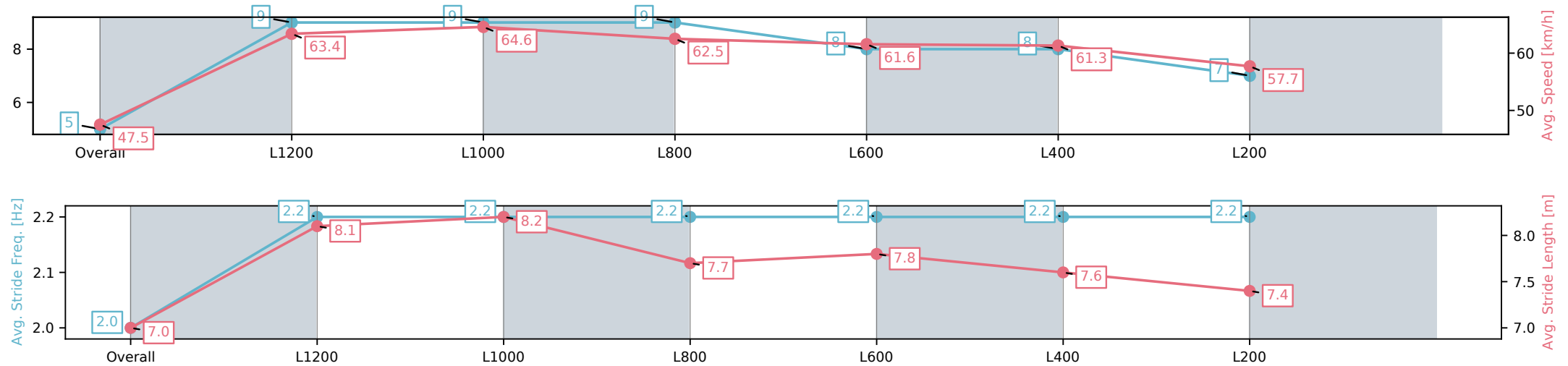
Race 5: Sportsbet More Places Handicap - 1400m

10 January 2026 - 3:39PM

Track Rating: Good 4, Weather: Overcast, Rail Position: +3m 1200m
Chute, +5.5m Remainder



Section	Overall	L1200	L1000	L800	L600	L400	L200
Section Times	1:25.63[5] (0:15.21)	1:10.42[9] (0:11.36)	0:59.06[9] (0:11.34)	0:47.72[9] (0:11.64)	0:36.08[8] (0:11.84)	0:24.24[8] (0:11.75)	0:12.49[7] (0:12.49)
Average Speed [km/h]	47.5	63.4	64.6	62.5	61.6	61.3	57.7
Top Speed [km/h]	62.4	64.4	65.7	64.0	62.9	62.4	59.8
Avg. Dist. to Rail [m]	8.5	3.5	2.7	2.3	3.4	5.4	6.1
Avg. Stride Freq. [Hz]	2.0	2.2	2.2	2.2	2.2	2.2	2.2
Avg. Stride Length [m]	7.0	8.1	8.2	7.7	7.8	7.6	7.4



[] Ranking at each section and finish
-:-:- No data available at this section
NA No data available

Horse/Jockey Name	ZESTIMAN/Jason Holder
Finish Rank	6
Fastest Section Time (Section)	0:11.21 (L1200)
Top Speed [km/h] (Section)	64.7 (L1200)
Race State	Finished



Thomas Farms Rc Murray Bridge-
Professional-2026-01-10

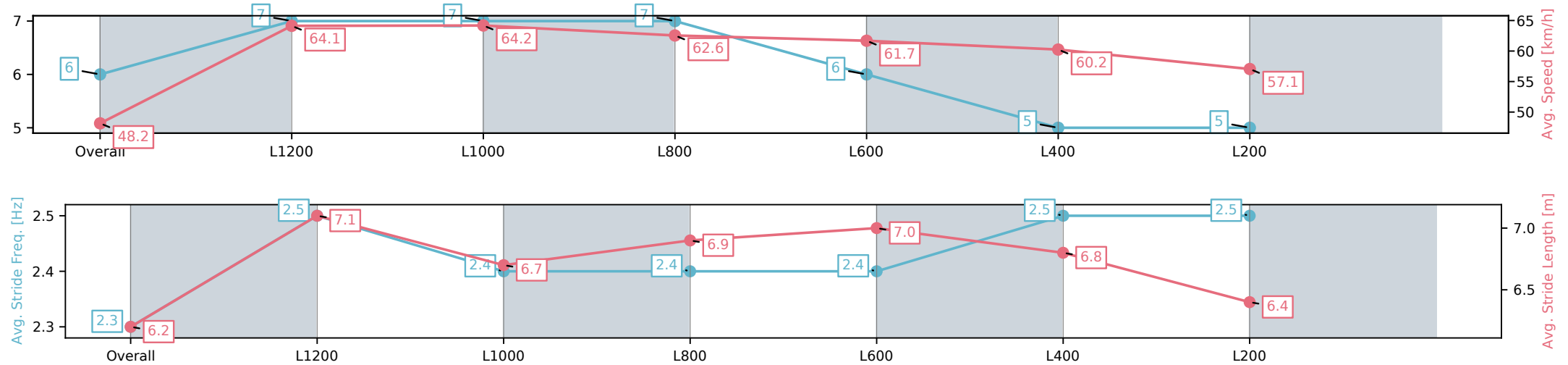
Race 5: Sportsbet More Places Handicap - 1400m

10 January 2026 - 3:39PM

Track Rating: Good 4, Weather: Overcast, Rail Position: +3m 1200m
Chute, +5.5m Remainder



Section	Overall	L1200	L1000	L800	L600	L400	L200
Section Times	1:25.65[6] (0:14.96)	1:10.69[7] (0:11.21)	0:59.48[7] (0:11.32)	0:48.16[7] (0:11.70)	0:36.46[6] (0:11.86)	0:24.60[5] (0:11.98)	0:12.62[5] (0:12.62)
Average Speed [km/h]	48.2	64.1	64.2	62.6	61.7	60.2	57.1
Top Speed [km/h]	64.0	64.2	64.7	63.4	63.2	63.3	58.8
Avg. Dist. to Rail [m]	2.6	0.3	1.8	3.0	4.2	9.7	11.5
Avg. Stride Freq. [Hz]	2.3	2.5	2.4	2.4	2.4	2.5	2.5
Avg. Stride Length [m]	6.2	7.1	6.7	6.9	7.0	6.8	6.4



[] Ranking at each section and finish
-:-:- No data available at this section
NA No data available

Horse/Jockey Name	ANGELIC APPEAL/Connor Murtagh
Finish Rank	7
Fastest Section Time (Section)	0:11.12 (L1000)
Top Speed [km/h] (Section)	65.9 (L1200)
Race State	Finished



Thomas Farms Rc Murray Bridge-
Professional-2026-01-10

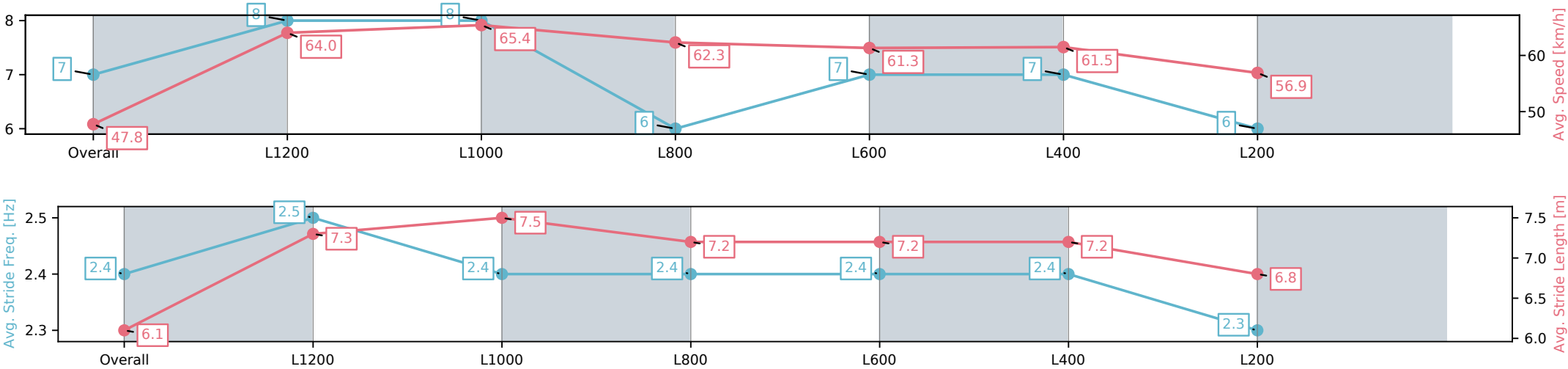
Race 5: Sportsbet More Places Handicap - 1400m

10 January 2026 - 3:39PM

Track Rating: Good 4, Weather: Overcast, Rail Position: +3m 1200m
Chute, +5.5m Remainder



Section	Overall	L1200	L1000	L800	L600	L400	L200
Section Times	1:25.68[7] (0:15.11)	1:10.57[8] (0:11.23)	0:59.34[8] (0:11.12)	0:48.22[6] (0:11.82)	0:36.40[7] (0:12.04)	0:24.36[7] (0:11.73)	0:12.63[6] (0:12.63)
Average Speed [km/h]	47.8	64.0	65.4	62.3	61.3	61.5	56.9
Top Speed [km/h]	64.3	65.1	65.9	64.0	61.6	63.3	59.5
Avg. Dist. to Rail [m]	2.4	1.0	1.4	4.7	6.3	9.9	9.9
Avg. Stride Freq. [Hz]	2.4	2.5	2.4	2.4	2.4	2.4	2.3
Avg. Stride Length [m]	6.1	7.3	7.5	7.2	7.2	7.2	6.8



[] Ranking at each section and finish
-:-:- No data available at this section
NA No data available

Horse/Jockey Name	CORK HARBOUR/Taylor Johnstone
Finish Rank	8
Fastest Section Time (Section)	0:11.10 (L1000)
Top Speed [km/h] (Section)	65.4 (L1200)
Race State	Finished



Thomas Farms Rc Murray Bridge-
Professional-2026-01-10

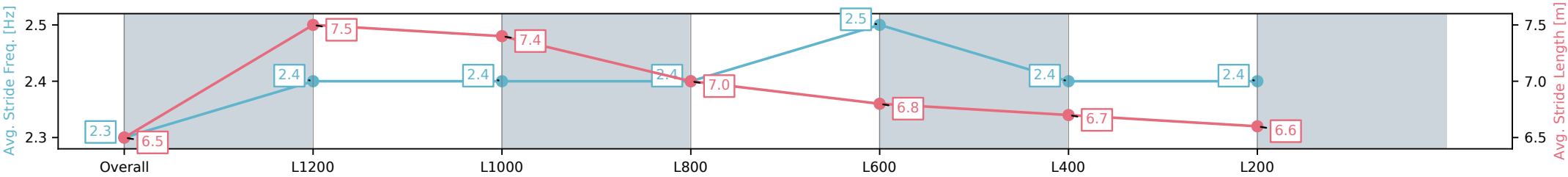
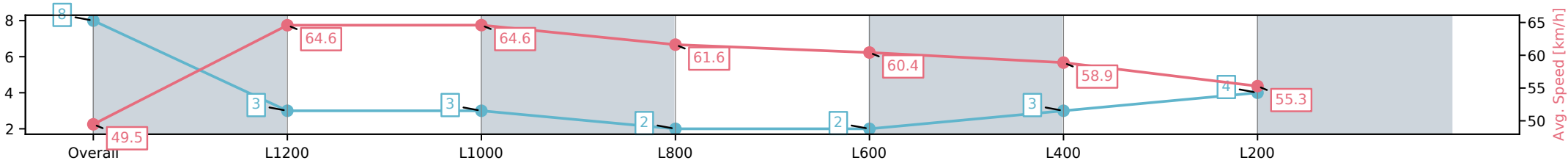
Race 5: Sportsbet More Places Handicap - 1400m

10 January 2026 - 3:39PM

Track Rating: Good 4, Weather: Overcast, Rail Position: +3m 1200m
Chute, +5.5m Remainder



Section	Overall	L1200	L1000	L800	L600	L400	L200
Section Times	1:25.87[8] (0:14.60)	1:11.27[3] (0:11.13)	1:00.14[3] (0:11.10)	0:49.04[2] (0:11.75)	0:37.29[2] (0:12.04)	0:25.25[3] (0:12.19)	0:13.06[4] (0:13.06)
Average Speed [km/h]	49.5	64.6	64.6	61.6	60.4	58.9	55.3
Top Speed [km/h]	64.2	65.1	65.4	63.1	61.7	60.3	57.0
Avg. Dist. to Rail [m]	2.3	2.2	0.7	1.1	2.6	3.5	4.1
Avg. Stride Freq. [Hz]	2.3	2.4	2.4	2.4	2.5	2.4	2.4
Avg. Stride Length [m]	6.5	7.5	7.4	7.0	6.8	6.7	6.6



[] Ranking at each section and finish
-:-:- No data available at this section
NA No data available

Horse/Jockey Name	CHANCE TAKEN/Dylan Caboche
Finish Rank	9
Fastest Section Time (Section)	0:11.25 (L1200)
Top Speed [km/h] (Section)	64.8 (L1200)
Race State	Finished



Thomas Farms Rc Murray Bridge-
Professional-2026-01-10

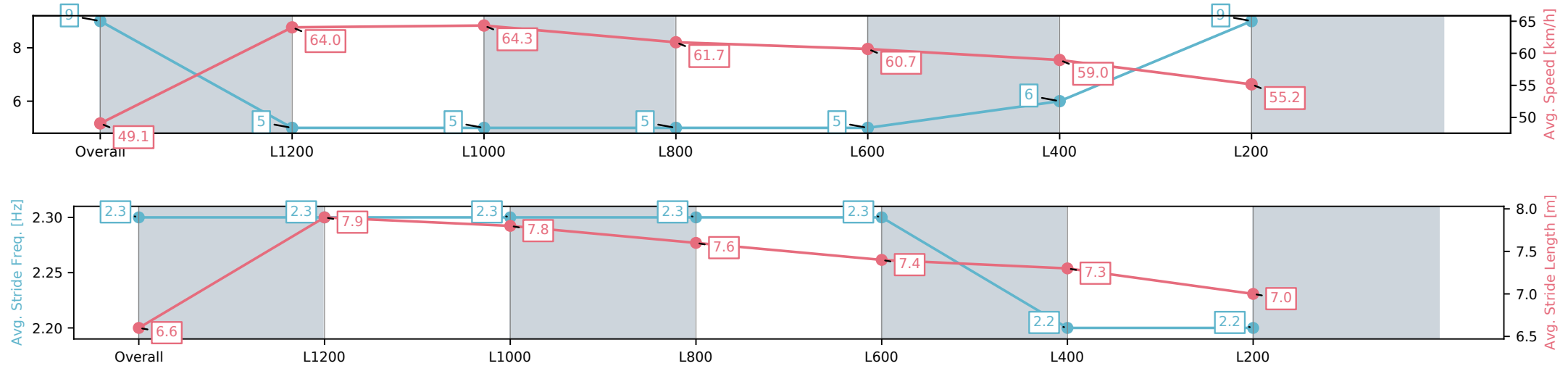
Race 5: Sportsbet More Places Handicap - 1400m

10 January 2026 - 3:39PM

Track Rating: Good 4, Weather: Overcast, Rail Position: +3m 1200m
Chute, +5.5m Remainder



Section	Overall	L1200	L1000	L800	L600	L400	L200
Section Times	1:26.41[9] (0:14.67)	1:11.74[5] (0:11.25)	1:00.49[5] (0:11.37)	0:49.12[5] (0:11.80)	0:37.32[5] (0:12.04)	0:25.28[6] (0:12.23)	0:13.05[9] (0:13.05)
Average Speed [km/h]	49.1	64.0	64.3	61.7	60.7	59.0	55.2
Top Speed [km/h]	63.7	64.6	64.8	63.6	61.2	61.0	56.3
Avg. Dist. to Rail [m]	1.8	0.7	2.4	2.6	3.8	7.5	8.7
Avg. Stride Freq. [Hz]	2.3	2.3	2.3	2.3	2.3	2.2	2.2
Avg. Stride Length [m]	6.6	7.9	7.8	7.6	7.4	7.3	7.0



[] Ranking at each section and finish
-:-:- No data available at this section
NA No data available

Horse/Jockey Name	CAPTAIN JOOLIAN/Alysha Warren
Finish Rank	10
Fastest Section Time (Section)	0:11.43 (L1200)
Top Speed [km/h] (Section)	64.4 (L1200)
Race State	Finished



Thomas Farms Rc Murray Bridge-
Professional-2026-01-10

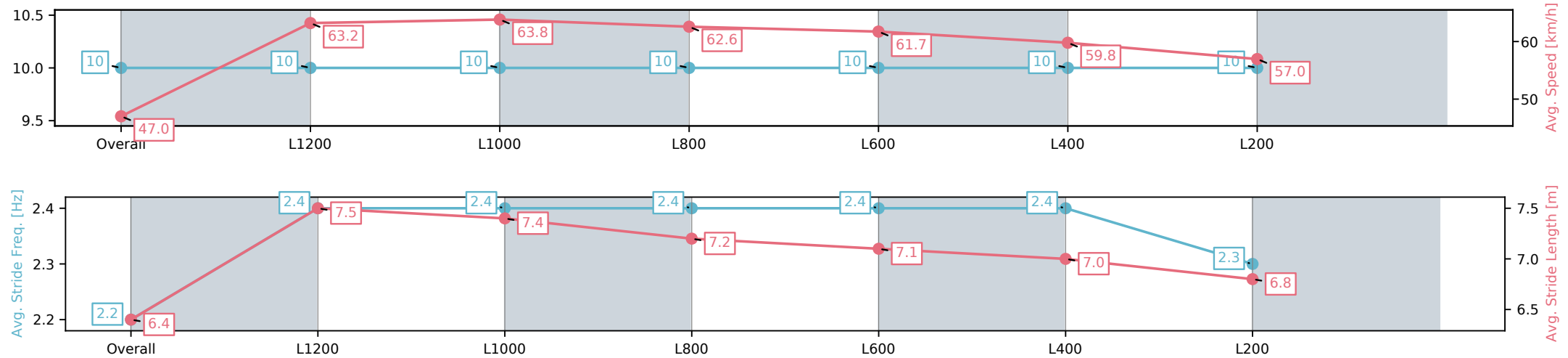
Race 5: Sportsbet More Places Handicap - 1400m

10 January 2026 - 3:39PM

Track Rating: Good 4, Weather: Overcast, Rail Position: +3m 1200m
Chute, +5.5m Remainder



Section	Overall	L1200	L1000	L800	L600	L400	L200
Section Times	1:26.48[10] (0:15.36)	1:11.12[10] (0:11.43)	0:59.69[10] (0:11.46)	0:48.23[10] (0:11.69)	0:36.54[10] (0:11.87)	0:24.67[10] (0:12.04)	0:12.63[10] (0:12.63)
Average Speed [km/h]	47.0	63.2	63.8	62.6	61.7	59.8	57.0
Top Speed [km/h]	62.4	63.5	64.4	64.3	62.0	61.3	58.6
Avg. Dist. to Rail [m]	3.3	1.8	3.4	3.5	3.9	7.3	5.3
Avg. Stride Freq. [Hz]	2.2	2.4	2.4	2.4	2.4	2.4	2.3
Avg. Stride Length [m]	6.4	7.5	7.4	7.2	7.1	7.0	6.8



[] Ranking at each section and finish
-:-:- No data available at this section
NA No data available