



Thomas Farms Rc Murray Bridge-Professional-2026-01-10

Race 3: Sportsbet Same Race Multi Maiden Plate - 1100m

10 January 2026 - 2:19PM

Track Rating: Good 4, Weather: Overcast, Rail Position: +3m 1200m Chute, +5.5m
Remainder



Section Field Times							Overall	L1000	L800	L600	L400	L200		
							1:05.93 (0:08.08)	0:57.85 (0:11.07)	0:46.78 (0:11.13)	0:35.64 (0:11.39)	0:24.25 (0:11.53)	0:12.72 (0:12.72)		
Position	#	Horse/Jockey	Barrier	Top Speed [km/h]	Fastest Section	First 400m							Margin	Distance Travelled From Winner [m]
1	2	OIE DE TOULOUSE	3	67.6	0:10.94	0:24.54	1:05.93	0:57.72 [4]	0:46.78 [1]	0:35.57 [2]	0:24.03 [3]	0:12.58 [2]	1:05.93	
		Kayla Crowther		1000-800	1000-800		(0:08.21)	(0:10.94)	(0:11.21)	(0:11.54)	(0:11.45)	(0:12.57)		
2	7	BARDIGRUB	8	67.9	0:11.07	0:24.63	1:05.98	0:57.90 [1]	0:46.83 [2]	0:35.70 [1]	0:24.30 [1]	0:12.78 [1]	0.3L	+1
		Caitlyn Munro		1000-800	1000-800		(0:08.08)	(0:11.07)	(0:11.13)	(0:11.40)	(0:11.52)	(0:12.78)		
3	4	SIMPLY SID	11	67.5	0:11.07	0:25.28	1:06.05	0:57.35 [10]	0:46.19 [11]	0:35.12 [10]	0:23.58 [9]	0:12.22 [6]	0.75L	+2
		Connor Murtagh		1000-800	800-600		(0:08.70)	(0:11.16)	(0:11.07)	(0:11.54)	(0:11.36)	(0:12.22)		
4	9	CATHAY EXPRESS	5	67.3	0:11.08	0:24.91	1:06.08	0:57.68 [9]	0:46.60 [7]	0:35.41 [6]	0:23.84 [6]	0:12.30 [5]	0.93L	+1
		Taylor Johnstone		1000-800	1000-800		(0:08.40)	(0:11.08)	(0:11.19)	(0:11.56)	(0:11.54)	(0:12.30)		
5	11	LOSEYATOETOE	4	68.0	0:11.02	0:24.72	1:06.09	0:57.84 [5]	0:46.82 [4]	0:35.60 [4]	0:24.00 [4]	0:12.45 [4]	1.02L	+2
		Rochelle Milnes		1000-800	1000-800		(0:08.25)	(0:11.02)	(0:11.22)	(0:11.60)	(0:11.55)	(0:12.45)		
6	8	CARPE ASTRA	9	68.4	0:10.99	0:24.77	1:06.22	0:57.84 [8]	0:46.85 [6]	0:35.85 [3]	0:24.38 [2]	0:12.86 [3]	1.78L	+2
		Ben Price		1000-800	1000-800		(0:08.38)	(0:10.99)	(0:11.00)	(0:11.47)	(0:11.52)	(0:12.86)		
7	10	LADY BIV	6	67.7	0:11.01	0:25.13	1:06.22	0:57.51 [11]	0:46.50 [10]	0:35.23 [11]	0:23.74 [10]	0:12.30 [7]	1.79L	+0
		Caitlin Tootell		1000-800	1000-800		(0:08.71)	(0:11.01)	(0:11.27)	(0:11.49)	(0:11.44)	(0:12.30)		
8	6	TAAJWAR	2	65.9	0:11.20	0:24.90	1:06.43	0:58.28 [2]	0:47.08 [5]	0:35.63 [9]	0:23.92 [11]	0:12.29 [11]	3.12L	-1
		Alana Livesey		1200-1000	1000-800		(0:08.15)	(0:11.20)	(0:11.45)	(0:11.71)	(0:11.63)	(0:12.28)		
9	3	ON TIK	7	66.9	0:11.11	0:25.08	1:06.49	0:58.12 [7]	0:46.85 [9]	0:35.74 [8]	0:24.08 [8]	0:12.57 [7]	3.5L	+1
		Sophie Logan		1200-1000	800-600		(0:08.37)	(0:11.27)	(0:11.11)	(0:11.66)	(0:11.51)	(0:12.56)		
10	1	NIC THE CASH	10	67.5	0:11.13	0:24.96	1:07.03	0:58.70 [6]	0:47.46 [8]	0:36.33 [7]	0:24.86 [5]	0:12.93 [9]	6.88L	+5
		Jason Holder		1000-800	800-600		(0:08.33)	(0:11.24)	(0:11.13)	(0:11.47)	(0:11.93)	(0:12.93)		

Report Created: Sat 10 January 2026 15:15:23 GMT+11 (Note: Timing is based on positional data)

Page 1/13

[] Position in running at each section and finish
-:-:- No data available at this section
NA No data available
■ Background shading for fastest section

Saddle cloth number
DNF Did not finish
DNT Did not track



Thomas Farms Rc Murray Bridge-Professional-2026-01-10
Race 3: Sportsbet Same Race Multi Maiden Plate - 1100m
10 January 2026 - 2:19PM



Track Rating: Good 4, Weather: Overcast, Rail Position: +3m 1200m Chute, +5.5m
Remainder

Section

Field Times

Overall

L1000

L800

L600

L400

L200

1:05.93

0:57.85

0:46.78

0:35.64

0:24.25

0:12.72

(0:08.08)

(0:11.07)

(0:11.13)

(0:11.39)

(0:11.53)

(0:12.72)

Position	#	Horse/Jockey	Barrier	Top Speed [km/h]	Fastest Section	First 400m	Overall	L1000	L800	L600	L400	L200	Margin	Distance Travelled From Winner [m]
11	5	RINGSIDE REWARD	1	69.0	0:11.04	0:24.61	1:07.17	0:59.01 [3]	0:47.97 [3]	0:36.62 [5]	0:24.84 [7]	0:13.05 [10]	7.73L	-1
		Andrew Stead		1200-1000	1000-800		(0:08.16)	(0:11.04)	(0:11.35)	(0:11.78)	(0:11.79)	(0:13.05)		

Horse/Jockey Name	OIE DE TOULOUSE/Kayla Crowther
Finish Rank	1
Fastest Section Time (Section)	0:10.94 (L1000)
Top Speed [km/h] (Section)	67.6 (L1000)
Race State	Finished



Thomas Farms Rc Murray Bridge-
Professional-2026-01-10

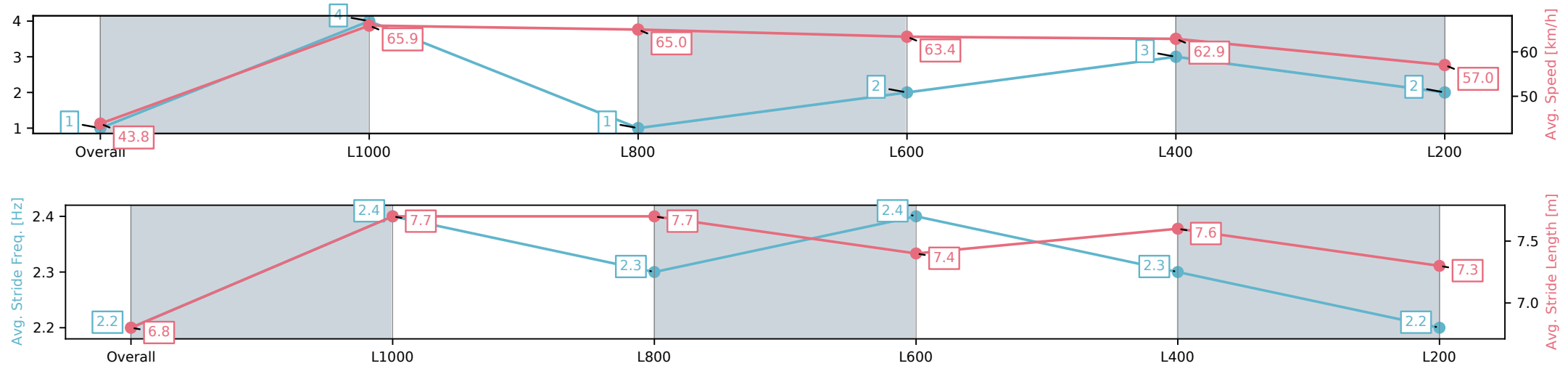
Race 3: Sportsbet Same Race Multi Maiden Plate - 1100m

10 January 2026 - 2:19PM

Track Rating: Good 4, Weather: Overcast, Rail Position: +3m 1200m
Chute, +5.5m Remainder



Section	Overall	L1000	L800	L600	L400	L200
Section Times	1:05.93[1] (0:08.21)	0:57.72[4] (0:10.94)	0:46.78[1] (0:11.21)	0:35.57[2] (0:11.54)	0:24.03[3] (0:11.45)	0:12.58[2] (0:12.57)
Average Speed [km/h]	43.8	65.9	65.0	63.4	62.9	57.0
Top Speed [km/h]	63.1	67.3	67.6	64.0	65.2	61.4
Avg. Dist. to Rail [m]	0.2	0.6	3.9	3.8	6.2	4.7
Avg. Stride Freq. [Hz]	2.2	2.4	2.3	2.4	2.3	2.2
Avg. Stride Length [m]	6.8	7.7	7.7	7.4	7.6	7.3



[] Ranking at each section and finish
-:-:- No data available at this section
NA No data available

Horse/Jockey Name	BARDIGRUB/Caitlyn Munro
Finish Rank	2
Fastest Section Time (Section)	0:11.07 (L1000)
Top Speed [km/h] (Section)	67.9 (L1000)
Race State	Finished



Thomas Farms Rc Murray Bridge-
Professional-2026-01-10

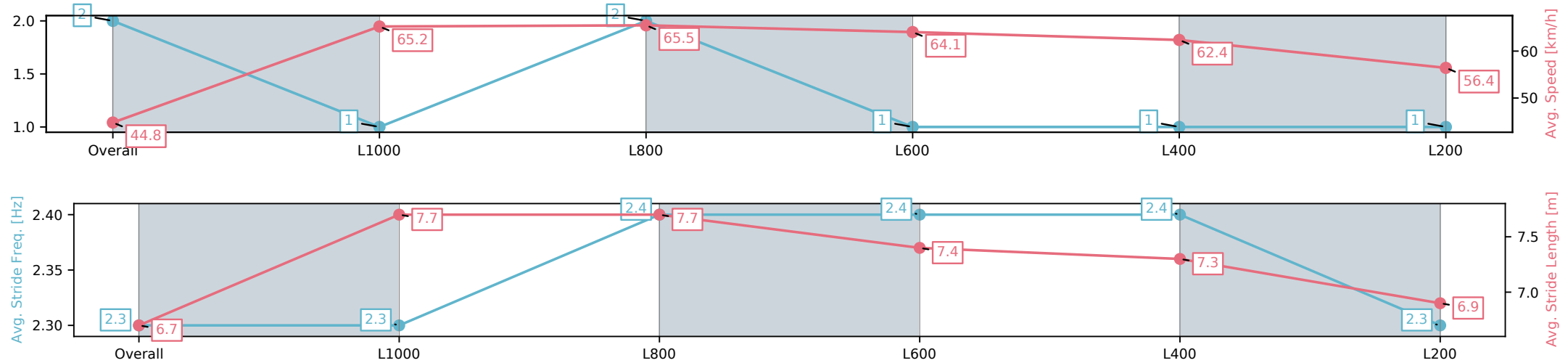
Race 3: Sportsbet Same Race Multi Maiden Plate - 1100m

10 January 2026 - 2:19PM

Track Rating: Good 4, Weather: Overcast, Rail Position: +3m 1200m
Chute, +5.5m Remainder



Section	Overall	L1000	L800	L600	L400	L200
Section Times	1:05.98[2] (0:08.08)	0:57.90[1] (0:11.07)	0:46.83[2] (0:11.13)	0:35.70[1] (0:11.40)	0:24.30[1] (0:11.52)	0:12.78[1] (0:12.78)
Average Speed [km/h]	44.8	65.2	65.5	64.1	62.4	56.4
Top Speed [km/h]	60.7	67.1	67.9	66.0	64.6	60.2
Avg. Dist. to Rail [m]	5.9	4.4	4.9	3.5	4.1	3.8
Avg. Stride Freq. [Hz]	2.3	2.3	2.4	2.4	2.4	2.3
Avg. Stride Length [m]	6.7	7.7	7.7	7.4	7.3	6.9



[] Ranking at each section and finish
-:-:- No data available at this section
NA No data available

Horse/Jockey Name	SIMPLY SID/Connor Murtagh
Finish Rank	3
Fastest Section Time (Section)	0:11.07 (L800)
Top Speed [km/h] (Section)	67.5 (L1000)
Race State	Finished



Thomas Farms Rc Murray Bridge-
Professional-2026-01-10

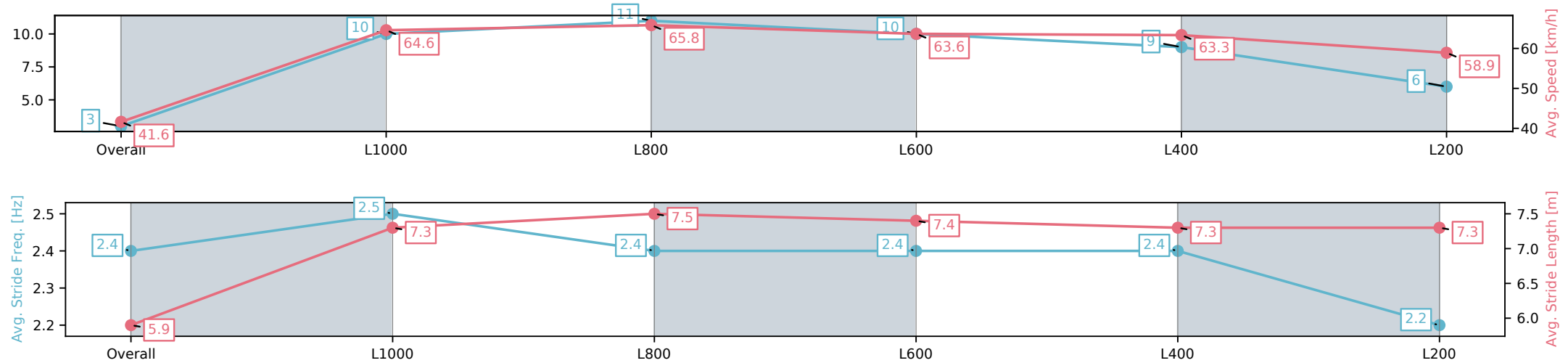
Race 3: Sportsbet Same Race Multi Maiden Plate - 1100m

10 January 2026 - 2:19PM

Track Rating: Good 4, Weather: Overcast, Rail Position: +3m 1200m
Chute, +5.5m Remainder



Section	Overall	L1000	L800	L600	L400	L200
Section Times	1:06.05[3] (0:08.70)	0:57.35[10] (0:11.16)	0:46.19[11] (0:11.07)	0:35.12[10] (0:11.54)	0:23.58[9] (0:11.36)	0:12.22[6] (0:12.22)
Average Speed [km/h]	41.6	64.6	65.8	63.6	63.3	58.9
Top Speed [km/h]	56.7	67.2	67.5	64.8	64.6	62.2
Avg. Dist. to Rail [m]	7.9	2.8	3.9	5.1	10.0	11.4
Avg. Stride Freq. [Hz]	2.4	2.5	2.4	2.4	2.4	2.2
Avg. Stride Length [m]	5.9	7.3	7.5	7.4	7.3	7.3



[] Ranking at each section and finish
-:-:- No data available at this section
NA No data available

Horse/Jockey Name	CATHAY EXPRESS/Taylor Johnstone
Finish Rank	4
Fastest Section Time (Section)	0:11.08 (L1000)
Top Speed [km/h] (Section)	67.3 (L1000)
Race State	Finished



Thomas Farms Rc Murray Bridge-
Professional-2026-01-10

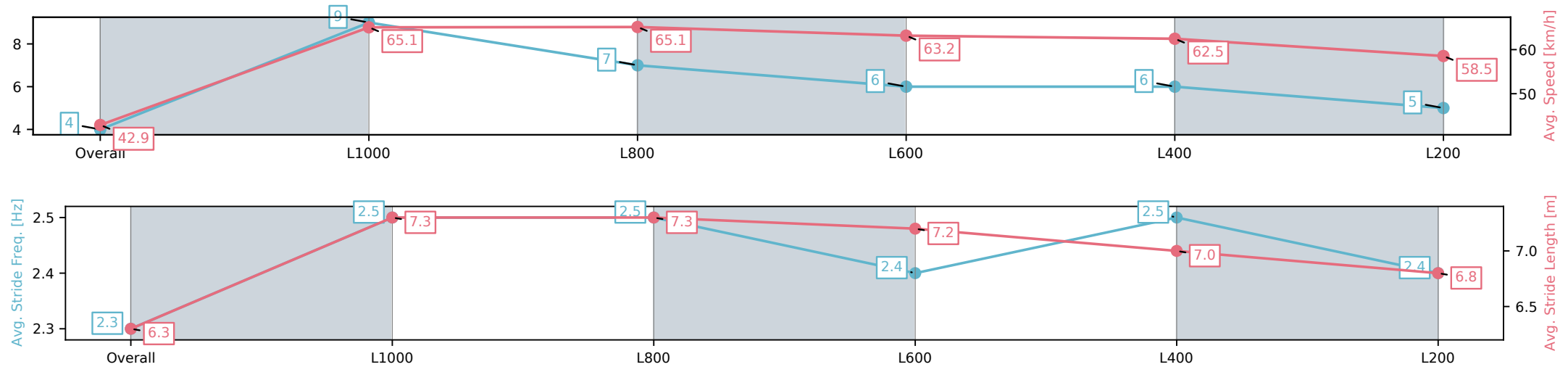
Race 3: Sportsbet Same Race Multi Maiden Plate - 1100m

10 January 2026 - 2:19PM

Track Rating: Good 4, Weather: Overcast, Rail Position: +3m 1200m
Chute, +5.5m Remainder



Section	Overall	L1000	L800	L600	L400	L200
Section Times	1:06.08[4] (0:08.40)	0:57.68[9] (0:11.08)	0:46.60[7] (0:11.19)	0:35.41[6] (0:11.56)	0:23.84[6] (0:11.54)	0:12.30[5] (0:12.30)
Average Speed [km/h]	42.9	65.1	65.1	63.2	62.5	58.5
Top Speed [km/h]	60.2	66.7	67.3	66.1	64.8	60.7
Avg. Dist. to Rail [m]	2.6	1.1	3.4	4.8	8.0	8.2
Avg. Stride Freq. [Hz]	2.3	2.5	2.5	2.4	2.5	2.4
Avg. Stride Length [m]	6.3	7.3	7.3	7.2	7.0	6.8



[] Ranking at each section and finish
-:-:- No data available at this section
NA No data available

Horse/Jockey Name	LOSEYATOETOE/Rochelle Milnes
Finish Rank	5
Fastest Section Time (Section)	0:11.02 (L1000)
Top Speed [km/h] (Section)	68.0 (L1000)
Race State	Finished



Thomas Farms Rc Murray Bridge-
Professional-2026-01-10

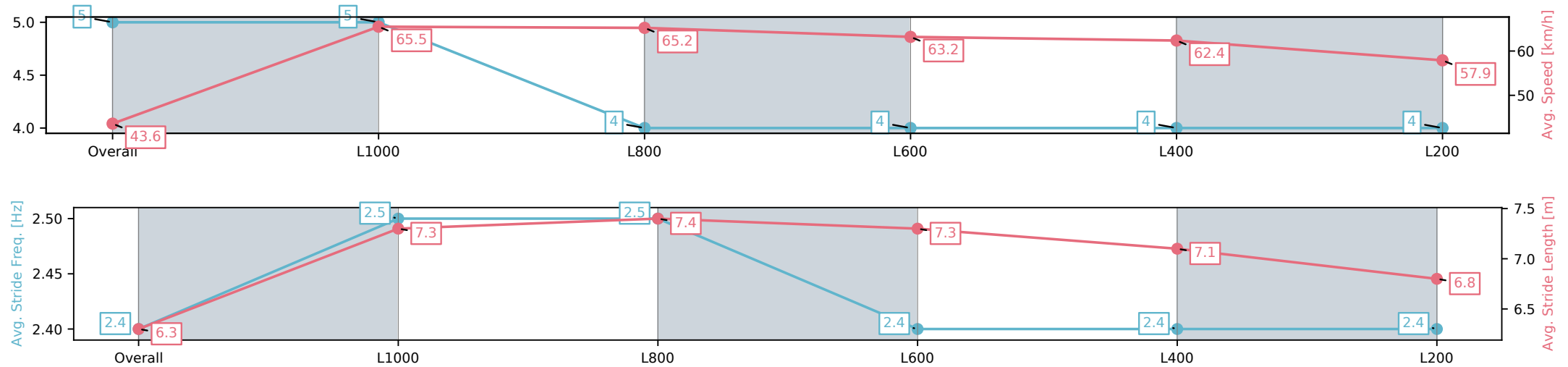
Race 3: Sportsbet Same Race Multi Maiden Plate - 1100m

10 January 2026 - 2:19PM

Track Rating: Good 4, Weather: Overcast, Rail Position: +3m 1200m
Chute, +5.5m Remainder



Section	Overall	L1000	L800	L600	L400	L200
Section Times	1:06.09[5] (0:08.25)	0:57.84[5] (0:11.02)	0:46.82[4] (0:11.22)	0:35.60[4] (0:11.60)	0:24.00[4] (0:11.55)	0:12.45[4] (0:12.45)
Average Speed [km/h]	43.6	65.5	65.2	63.2	62.4	57.9
Top Speed [km/h]	61.3	67.8	68.0	64.7	63.7	61.5
Avg. Dist. to Rail [m]	2.3	2.2	4.7	5.1	6.0	6.1
Avg. Stride Freq. [Hz]	2.4	2.5	2.5	2.4	2.4	2.4
Avg. Stride Length [m]	6.3	7.3	7.4	7.3	7.1	6.8



[] Ranking at each section and finish
-:-:- No data available at this section
NA No data available

Horse/Jockey Name	CARPE ASTRA/Ben Price
Finish Rank	6
Fastest Section Time (Section)	0:10.99 (L1000)
Top Speed [km/h] (Section)	68.4 (L1000)
Race State	Finished



Thomas Farms Rc Murray Bridge-
Professional-2026-01-10

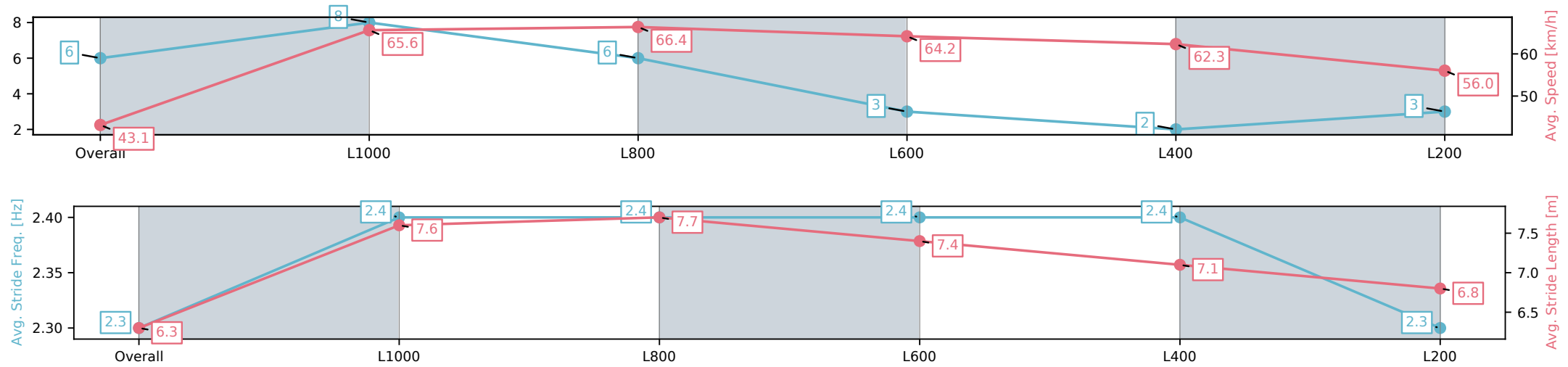
Race 3: Sportsbet Same Race Multi Maiden Plate - 1100m

10 January 2026 - 2:19PM

Track Rating: Good 4, Weather: Overcast, Rail Position: +3m 1200m
Chute, +5.5m Remainder



Section	Overall	L1000	L800	L600	L400	L200
Section Times	1:06.22[6] (0:08.38)	0:57.84[8] (0:10.99)	0:46.85[6] (0:11.00)	0:35.85[3] (0:11.47)	0:24.38[2] (0:11.52)	0:12.86[3] (0:12.86)
Average Speed [km/h]	43.1	65.6	66.4	64.2	62.3	56.0
Top Speed [km/h]	61.3	67.7	68.4	65.3	64.8	59.6
Avg. Dist. to Rail [m]	6.8	5.6	5.8	5.0	6.7	7.1
Avg. Stride Freq. [Hz]	2.3	2.4	2.4	2.4	2.4	2.3
Avg. Stride Length [m]	6.3	7.6	7.7	7.4	7.1	6.8



[] Ranking at each section and finish
-:-:- No data available at this section
NA No data available

Horse/Jockey Name	LADY BIV/Caitlin Tootell
Finish Rank	7
Fastest Section Time (Section)	0:11.01 (L1000)
Top Speed [km/h] (Section)	67.7 (L1000)
Race State	Finished



Thomas Farms Rc Murray Bridge-
Professional-2026-01-10

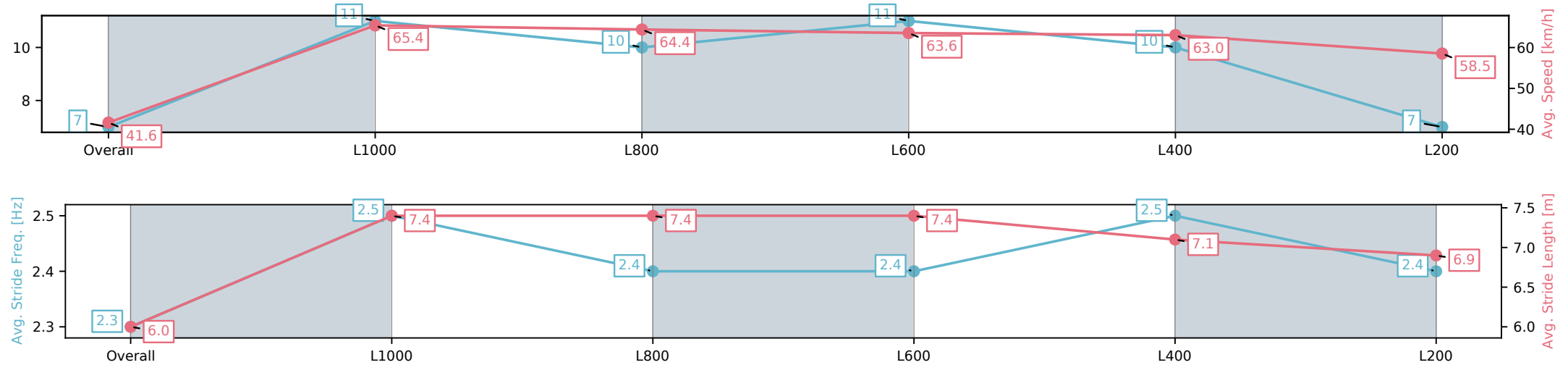
Race 3: Sportsbet Same Race Multi Maiden Plate - 1100m

10 January 2026 - 2:19PM

Track Rating: Good 4, Weather: Overcast, Rail Position: +3m 1200m
Chute, +5.5m Remainder



Section	Overall	L1000	L800	L600	L400	L200
Section Times	1:06.22[7] (0:08.71)	0:57.51[11] (0:11.01)	0:46.50[10] (0:11.27)	0:35.23[11] (0:11.49)	0:23.74[10] (0:11.44)	0:12.30[7] (0:12.30)
Average Speed [km/h]	41.6	65.4	64.4	63.6	63.0	58.5
Top Speed [km/h]	61.7	66.6	67.7	64.4	65.3	60.9
Avg. Dist. to Rail [m]	2.9	0.5	2.5	3.6	6.7	4.8
Avg. Stride Freq. [Hz]	2.3	2.5	2.4	2.4	2.5	2.4
Avg. Stride Length [m]	6.0	7.4	7.4	7.4	7.1	6.9



[] Ranking at each section and finish
-:-:- No data available at this section
NA No data available

Horse/Jockey Name	TAAJWAR/Alana Livesey
Finish Rank	8
Fastest Section Time (Section)	0:11.20 (L1000)
Top Speed [km/h] (Section)	65.9 (Overall)
Race State	Finished



Thomas Farms Rc Murray Bridge-
Professional-2026-01-10

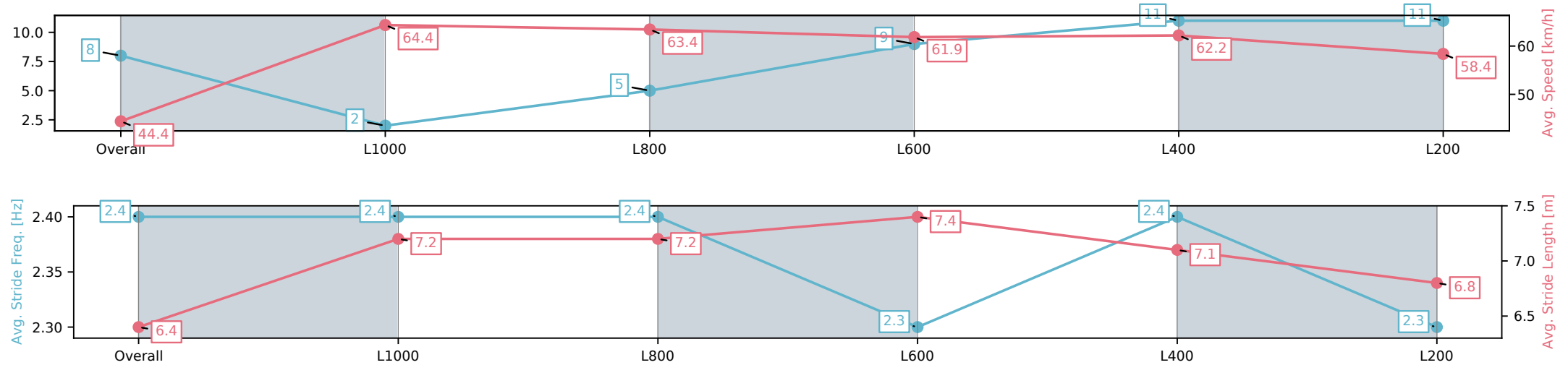
Race 3: Sportsbet Same Race Multi Maiden Plate - 1100m

10 January 2026 - 2:19PM

Track Rating: Good 4, Weather: Overcast, Rail Position: +3m 1200m
Chute, +5.5m Remainder



Section	Overall	L1000	L800	L600	L400	L200
Section Times	1:06.43[8] (0:08.15)	0:58.28[2] (0:11.20)	0:47.08[5] (0:11.45)	0:35.63[9] (0:11.71)	0:23.92[11] (0:11.63)	0:12.29[11] (0:12.28)
Average Speed [km/h]	44.4	64.4	63.4	61.9	62.2	58.4
Top Speed [km/h]	60.8	65.9	65.9	62.8	63.1	61.5
Avg. Dist. to Rail [m]	0.6	0.5	2.9	2.2	2.1	2.7
Avg. Stride Freq. [Hz]	2.4	2.4	2.4	2.3	2.4	2.3
Avg. Stride Length [m]	6.4	7.2	7.2	7.4	7.1	6.8



[] Ranking at each section and finish
-:-:- No data available at this section
NA No data available

Horse/Jockey Name	ON TIK/Sophie Logan
Finish Rank	9
Fastest Section Time (Section)	0:11.11 (L800)
Top Speed [km/h] (Section)	66.9 (Overall)
Race State	Finished



Thomas Farms Rc Murray Bridge-
Professional-2026-01-10

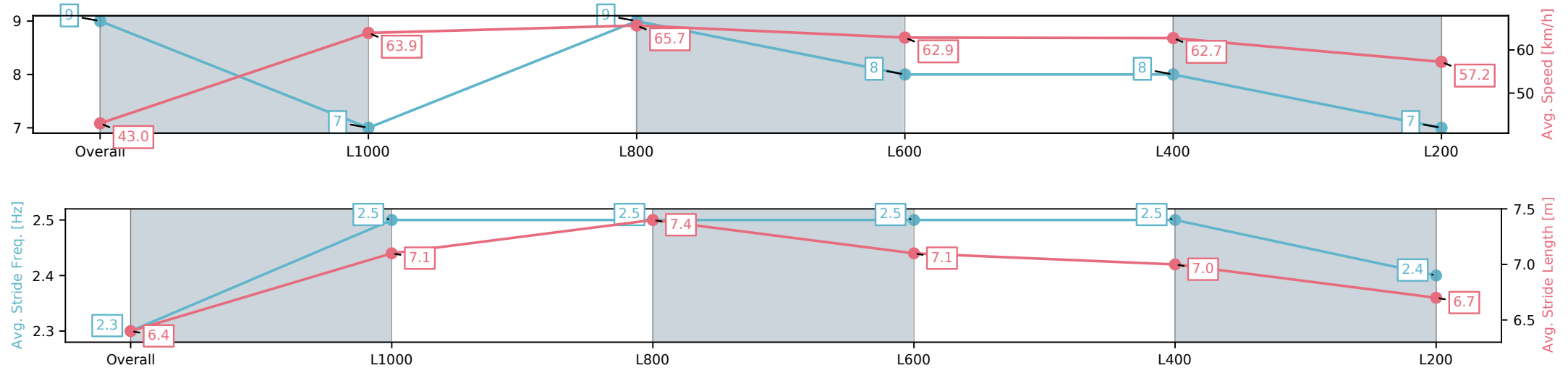
Race 3: Sportsbet Same Race Multi Maiden Plate - 1100m

10 January 2026 - 2:19PM

Track Rating: Good 4, Weather: Overcast, Rail Position: +3m 1200m
Chute, +5.5m Remainder



Section	Overall	L1000	L800	L600	L400	L200
Section Times	1:06.49[9] (0:08.37)	0:58.12[7] (0:11.27)	0:46.85[9] (0:11.11)	0:35.74[8] (0:11.66)	0:24.08[8] (0:11.51)	0:12.57[7] (0:12.56)
Average Speed [km/h]	43.0	63.9	65.7	62.9	62.7	57.2
Top Speed [km/h]	58.9	66.9	66.9	63.7	64.6	59.9
Avg. Dist. to Rail [m]	3.9	2.1	3.9	4.8	8.8	8.9
Avg. Stride Freq. [Hz]	2.3	2.5	2.5	2.5	2.5	2.4
Avg. Stride Length [m]	6.4	7.1	7.4	7.1	7.0	6.7



[] Ranking at each section and finish
-:-:- No data available at this section
NA No data available

Horse/Jockey Name	NIC THE CASH/Jason Holder
Finish Rank	10
Fastest Section Time (Section)	0:11.13 (L800)
Top Speed [km/h] (Section)	67.5 (L1000)
Race State	Finished



Thomas Farms Rc Murray Bridge-
Professional-2026-01-10

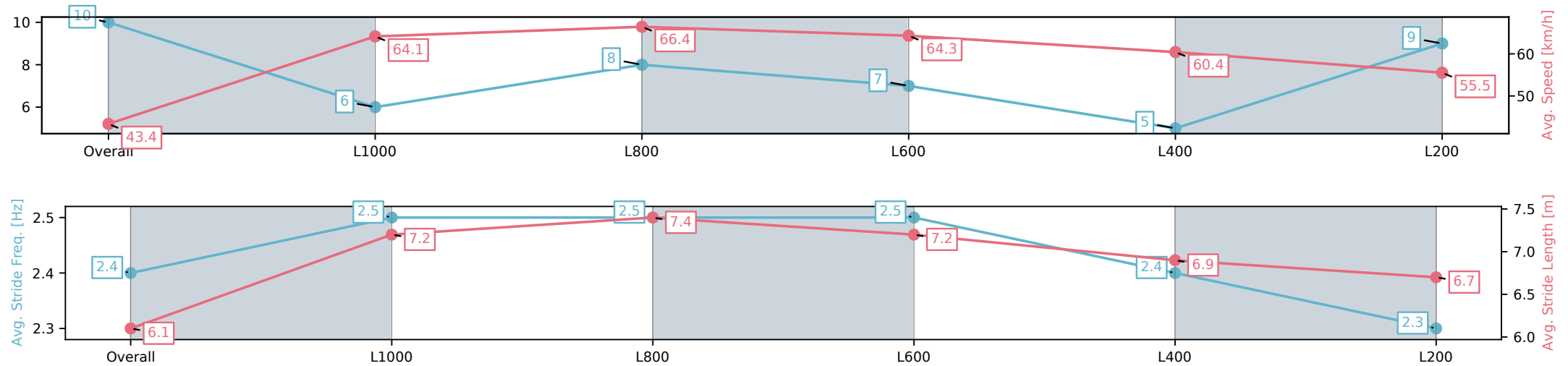
Race 3: Sportsbet Same Race Multi Maiden Plate - 1100m

10 January 2026 - 2:19PM

Track Rating: Good 4, Weather: Overcast, Rail Position: +3m 1200m
Chute, +5.5m Remainder



Section	Overall	L1000	L800	L600	L400	L200
Section Times	1:07.03[10] (0:08.33)	0:58.70[6] (0:11.24)	0:47.46[8] (0:11.13)	0:36.33[7] (0:11.47)	0:24.86[5] (0:11.93)	0:12.93[9] (0:12.93)
Average Speed [km/h]	43.4	64.1	66.4	64.3	60.4	55.5
Top Speed [km/h]	59.2	67.4	67.5	65.4	63.3	58.3
Avg. Dist. to Rail [m]	6.9	5.2	7.7	6.4	8.8	8.9
Avg. Stride Freq. [Hz]	2.4	2.5	2.5	2.5	2.4	2.3
Avg. Stride Length [m]	6.1	7.2	7.4	7.2	6.9	6.7



[] Ranking at each section and finish
-:-:- No data available at this section
NA No data available

Horse/Jockey Name	RINGSIDE REWARD/Andrew Stead
Finish Rank	11
Fastest Section Time (Section)	0:11.04 (L1000)
Top Speed [km/h] (Section)	69.0 (Overall)
Race State	Finished



Thomas Farms Rc Murray Bridge-
Professional-2026-01-10

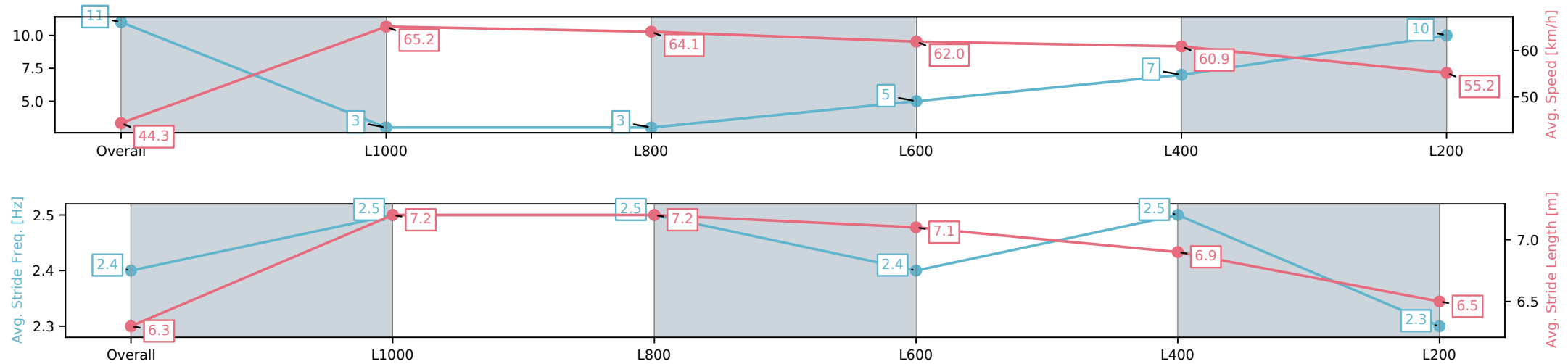
Race 3: Sportsbet Same Race Multi Maiden Plate - 1100m

10 January 2026 - 2:19PM

Track Rating: Good 4, Weather: Overcast, Rail Position: +3m 1200m
Chute, +5.5m Remainder



Section	Overall	L1000	L800	L600	L400	L200
Section Times	1:07.17[11] (0:08.16)	0:59.01[3] (0:11.04)	0:47.97[3] (0:11.35)	0:36.62[5] (0:11.78)	0:24.84[7] (0:11.79)	0:13.05[10] (0:13.05)
Average Speed [km/h]	44.3	65.2	64.1	62.0	60.9	55.2
Top Speed [km/h]	61.4	69.0	69.0	62.8	62.0	59.3
Avg. Dist. to Rail [m]	2.8	2.0	2.4	3.3	3.7	3.4
Avg. Stride Freq. [Hz]	2.4	2.5	2.5	2.4	2.5	2.3
Avg. Stride Length [m]	6.3	7.2	7.2	7.1	6.9	6.5



[] Ranking at each section and finish
-:-:- No data available at this section
NA No data available