



Thomas Farms Rc Murray Bridge-Professional-2026-01-10

Race 2: Thomas Farms Handicap - 1100m

10 January 2026 - 1:46PM

Track Rating: Good 4, Weather: Overcast, Rail Position: +3m 1200m Chute, +5.5m
Remainder



Section Field Times

							Overall	L1000	L800	L600	L400	L200		
							1:05.81 (0:08.14)	0:57.67 (0:11.40)	0:46.28 (0:11.25)	0:35.03 (0:11.42)	0:23.61 (0:11.42)	0:12.19 (0:12.19)		
Position	#	Horse/Jockey	Barrier	Top Speed [km/h]	Fastest Section	First 400m							Margin	Distance Travelled From Winner [m]
1	7	ENUFF SEDUCTION	2	66.5	0:11.19	0:25.26	1:05.81	0:57.44 [3]	0:46.02 [4]	0:34.83 [4]	0:23.39 [4]	0:12.10 [2]	1:05.81	
		Caitlin Tootell		1000-800	800-600		(0:08.37)	(0:11.42)	(0:11.19)	(0:11.44)	(0:11.28)	(0:12.10)		
2	1	SIR NOW	4	67.1	0:11.23	0:25.35	1:05.87	0:57.44 [5]	0:46.01 [5]	0:34.76 [6]	0:23.29 [6]	0:12.06 [3]	0.34L	+2
		Connor Murtagh		1000-800	400-200		(0:08.43)	(0:11.43)	(0:11.25)	(0:11.47)	(0:11.23)	(0:12.06)		
3	5	JACK THE LAD	6	66.2	0:11.19	0:25.54	1:06.07	0:57.39 [6]	0:46.01 [7]	0:34.82 [7]	0:23.37 [7]	0:12.07 [7]	1.6L	+1
		Jake Toeroek		1000-800	800-600		(0:08.68)	(0:11.38)	(0:11.19)	(0:11.45)	(0:11.30)	(0:12.07)		
4	4	WIGGUM	1	66.7	0:11.14	0:25.07	1:06.23	0:57.99 [2]	0:46.57 [2]	0:35.43 [2]	0:24.04 [1]	0:12.62 [1]	2.6L	-2
		Ben Price		1000-800	800-600		(0:08.24)	(0:11.42)	(0:11.14)	(0:11.39)	(0:11.42)	(0:12.62)		
5	2	GREAT MAXIMUS	5	66.4	0:11.22	0:25.25	1:06.25	0:57.86 [4]	0:46.50 [3]	0:35.28 [3]	0:23.85 [3]	0:12.42 [5]	2.71L	+0
		Caitlyn Munro		1000-800	800-600		(0:08.39)	(0:11.36)	(0:11.22)	(0:11.43)	(0:11.43)	(0:12.42)		
6	6	WINNING REVOLUTION	7	67.0	0:11.07	0:25.50	1:06.33	0:57.55 [7]	0:46.30 [6]	0:35.23 [5]	0:23.88 [5]	0:12.51 [4]	3.22L	+3
		Brooke King		1000-800	800-600		(0:08.78)	(0:11.25)	(0:11.07)	(0:11.35)	(0:11.37)	(0:12.51)		
7	3	O'TYCOON	3	66.0	0:11.25	0:25.06	1:06.45	0:58.32 [1]	0:46.92 [1]	0:35.67 [1]	0:24.10 [2]	0:12.56 [6]	4.0L	+2
		Jason Holder		1000-800	800-600		(0:08.13)	(0:11.40)	(0:11.25)	(0:11.56)	(0:11.54)	(0:12.56)		

Horse/Jockey Name	ENUFF SEDUCTION/Caitlin Tootell
Finish Rank	1
Fastest Section Time (Section)	0:11.19 (L800)
Top Speed [km/h] (Section)	66.5 (L1000)
Race State	Finished



Thomas Farms Rc Murray Bridge-
Professional-2026-01-10

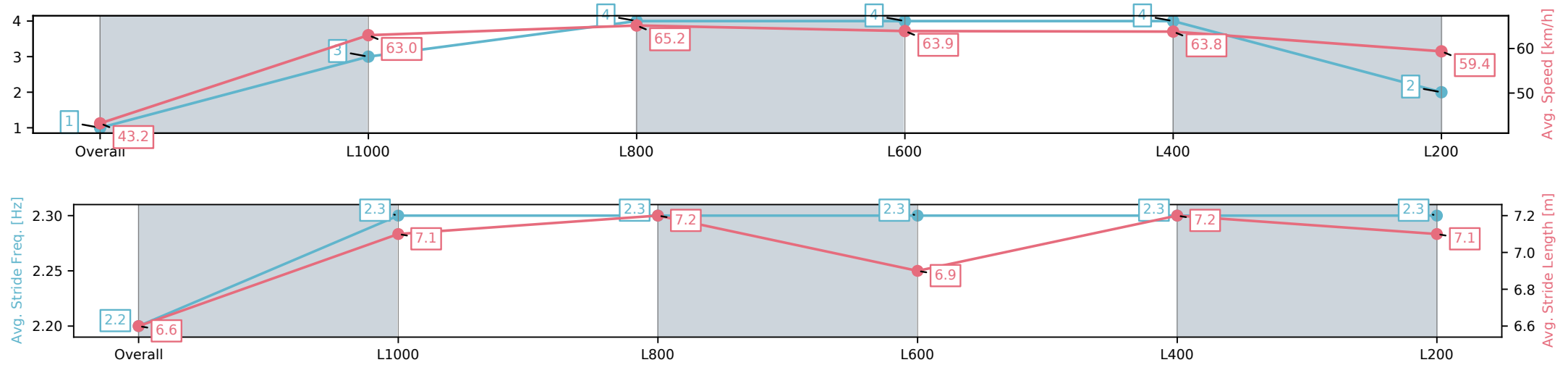
Race 2: Thomas Farms Handicap - 1100m

10 January 2026 - 1:46PM

Track Rating: Good 4, Weather: Overcast, Rail Position: +3m 1200m
Chute, +5.5m Remainder



Section	Overall	L1000	L800	L600	L400	L200
Section Times	1:05.81[1] (0:08.37)	0:57.44[3] (0:11.42)	0:46.02[4] (0:11.19)	0:34.83[4] (0:11.44)	0:23.39[4] (0:11.28)	0:12.10[2] (0:12.10)
Average Speed [km/h]	43.2	63.0	65.2	63.9	63.8	59.4
Top Speed [km/h]	59.8	65.8	66.5	64.8	64.6	62.3
Avg. Dist. to Rail [m]	0.4	0.7	3.4	4.0	6.0	6.6
Avg. Stride Freq. [Hz]	2.2	2.3	2.3	2.3	2.3	2.3
Avg. Stride Length [m]	6.6	7.1	7.2	6.9	7.2	7.1



[] Ranking at each section and finish
-:-:- No data available at this section
NA No data available

Horse/Jockey Name	SIR NOW/Connor Murtagh
Finish Rank	2
Fastest Section Time (Section)	0:11.23 (L400)
Top Speed [km/h] (Section)	67.1 (L1000)
Race State	Finished



Thomas Farms Rc Murray Bridge-
Professional-2026-01-10

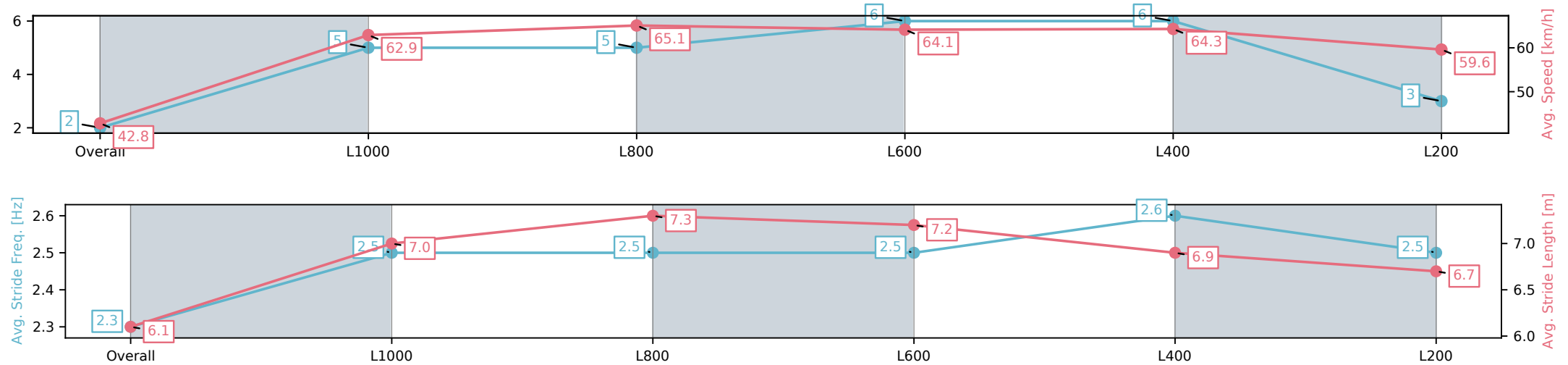
Race 2: Thomas Farms Handicap - 1100m

10 January 2026 - 1:46PM

Track Rating: Good 4, Weather: Overcast, Rail Position: +3m 1200m
Chute, +5.5m Remainder



Section	Overall	L1000	L800	L600	L400	L200
Section Times	1:05.87[2] (0:08.43)	0:57.44[5] (0:11.43)	0:46.01[5] (0:11.25)	0:34.76[6] (0:11.47)	0:23.29[6] (0:11.23)	0:12.06[3] (0:12.06)
Average Speed [km/h]	42.8	62.9	65.1	64.1	64.3	59.6
Top Speed [km/h]	61.0	65.4	67.1	65.7	66.7	61.7
Avg. Dist. to Rail [m]	1.1	0.5	4.7	5.7	8.1	8.3
Avg. Stride Freq. [Hz]	2.3	2.5	2.5	2.5	2.6	2.5
Avg. Stride Length [m]	6.1	7.0	7.3	7.2	6.9	6.7



[] Ranking at each section and finish
-:-:- No data available at this section
NA No data available

Horse/Jockey Name	JACK THE LAD/Jake Toeroek
Finish Rank	3
Fastest Section Time (Section)	0:11.19 (L800)
Top Speed [km/h] (Section)	66.2 (L1000)
Race State	Finished



Thomas Farms Rc Murray Bridge-
Professional-2026-01-10

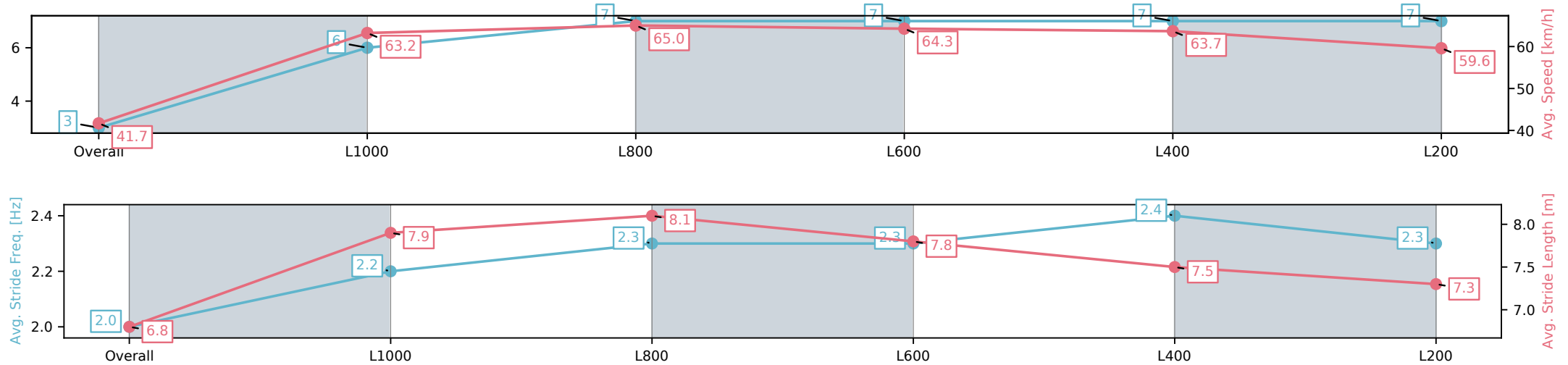
Race 2: Thomas Farms Handicap - 1100m

10 January 2026 - 1:46PM

Track Rating: Good 4, Weather: Overcast, Rail Position: +3m 1200m
Chute, +5.5m Remainder



Section	Overall	L1000	L800	L600	L400	L200
Section Times	1:06.07[3] (0:08.68)	0:57.39[6] (0:11.38)	0:46.01[7] (0:11.19)	0:34.82[7] (0:11.45)	0:23.37[7] (0:11.30)	0:12.07[7] (0:12.07)
Average Speed [km/h]	41.7	63.2	65.0	64.3	63.7	59.6
Top Speed [km/h]	60.5	64.4	66.2	65.1	64.8	61.7
Avg. Dist. to Rail [m]	2.6	0.3	3.5	5.1	8.9	9.8
Avg. Stride Freq. [Hz]	2.0	2.2	2.3	2.3	2.4	2.3
Avg. Stride Length [m]	6.8	7.9	8.1	7.8	7.5	7.3



[] Ranking at each section and finish
-:-:- No data available at this section
NA No data available

Horse/Jockey Name	WIGGUM/Ben Price
Finish Rank	4
Fastest Section Time (Section)	0:11.14 (L800)
Top Speed [km/h] (Section)	66.7 (L1000)
Race State	Finished



Thomas Farms Rc Murray Bridge-
Professional-2026-01-10

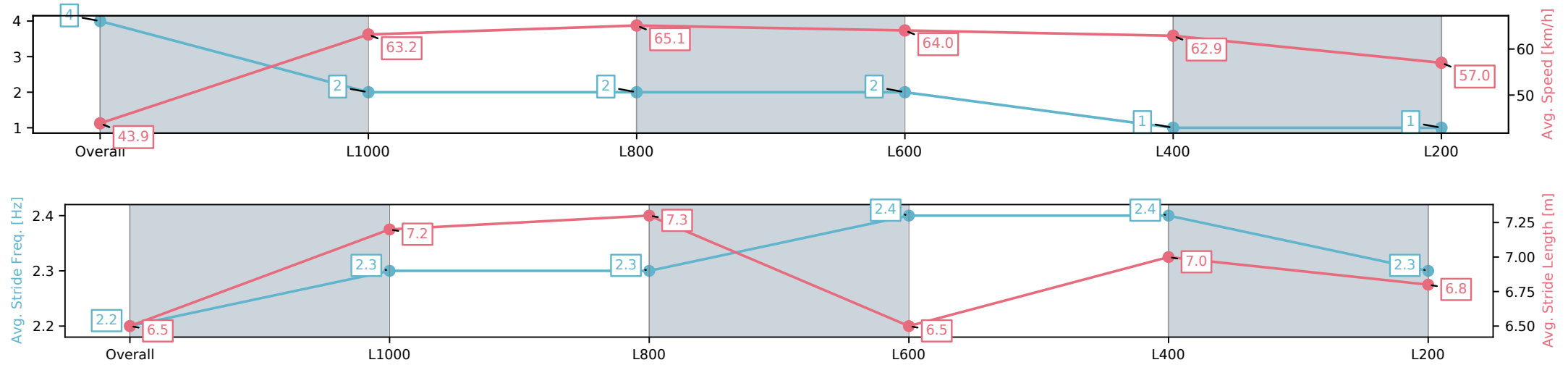
Race 2: Thomas Farms Handicap - 1100m

10 January 2026 - 1:46PM

Track Rating: Good 4, Weather: Overcast, Rail Position: +3m 1200m
Chute, +5.5m Remainder



Section	Overall	L1000	L800	L600	L400	L200
Section Times	1:06.23[4] (0:08.24)	0:57.99[2] (0:11.42)	0:46.57[2] (0:11.14)	0:35.43[2] (0:11.39)	0:24.04[1] (0:11.42)	0:12.62[1] (0:12.62)
Average Speed [km/h]	43.9	63.2	65.1	64.0	62.9	57.0
Top Speed [km/h]	59.5	66.3	66.7	64.6	64.7	60.4
Avg. Dist. to Rail [m]	1.6	1.5	2.4	2.9	3.6	3.9
Avg. Stride Freq. [Hz]	2.2	2.3	2.3	2.4	2.4	2.3
Avg. Stride Length [m]	6.5	7.2	7.3	6.5	7.0	6.8



[] Ranking at each section and finish
-:-:- No data available at this section
NA No data available

Horse/Jockey Name	GREAT MAXIMUS/Caitlyn Munro
Finish Rank	5
Fastest Section Time (Section)	0:11.22 (L800)
Top Speed [km/h] (Section)	66.4 (L1000)
Race State	Finished



Thomas Farms Rc Murray Bridge-
Professional-2026-01-10

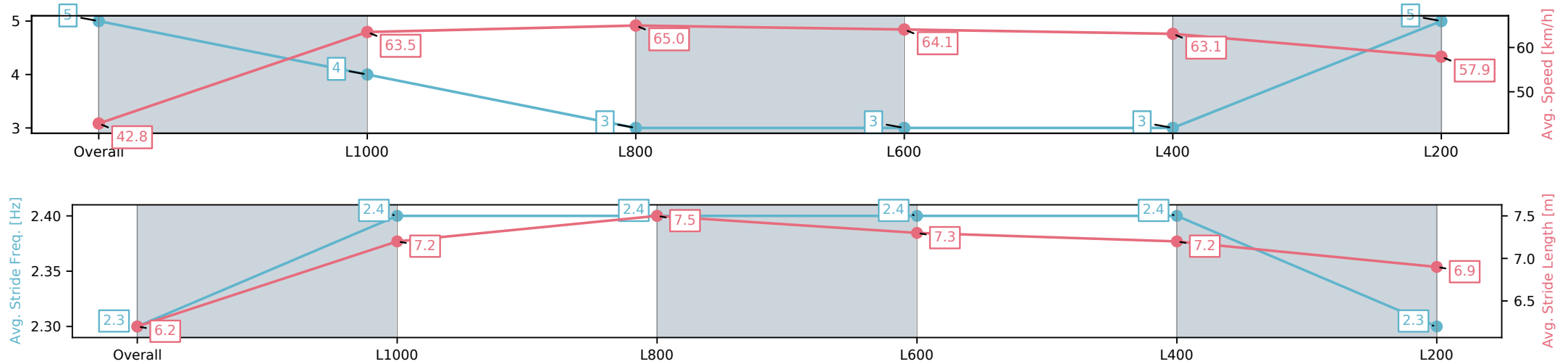
Race 2: Thomas Farms Handicap - 1100m

10 January 2026 - 1:46PM

Track Rating: Good 4, Weather: Overcast, Rail Position: +3m 1200m
Chute, +5.5m Remainder



Section	Overall	L1000	L800	L600	L400	L200
Section Times	1:06.25[5] (0:08.39)	0:57.86[4] (0:11.36)	0:46.50[3] (0:11.22)	0:35.28[3] (0:11.43)	0:23.85[3] (0:11.43)	0:12.42[5] (0:12.42)
Average Speed [km/h]	42.8	63.5	65.0	64.1	63.1	57.9
Top Speed [km/h]	61.7	65.8	66.4	64.7	64.3	61.2
Avg. Dist. to Rail [m]	2.0	1.6	4.5	4.4	6.9	7.6
Avg. Stride Freq. [Hz]	2.3	2.4	2.4	2.4	2.4	2.3
Avg. Stride Length [m]	6.2	7.2	7.5	7.3	7.2	6.9



[] Ranking at each section and finish
-:-:- No data available at this section
NA No data available

Horse/Jockey Name	WINNING REVOLUTION/Brooke King
Finish Rank	6
Fastest Section Time (Section)	0:11.07 (L800)
Top Speed [km/h] (Section)	67.0 (L1000)
Race State	Finished



Thomas Farms Rc Murray Bridge-
Professional-2026-01-10

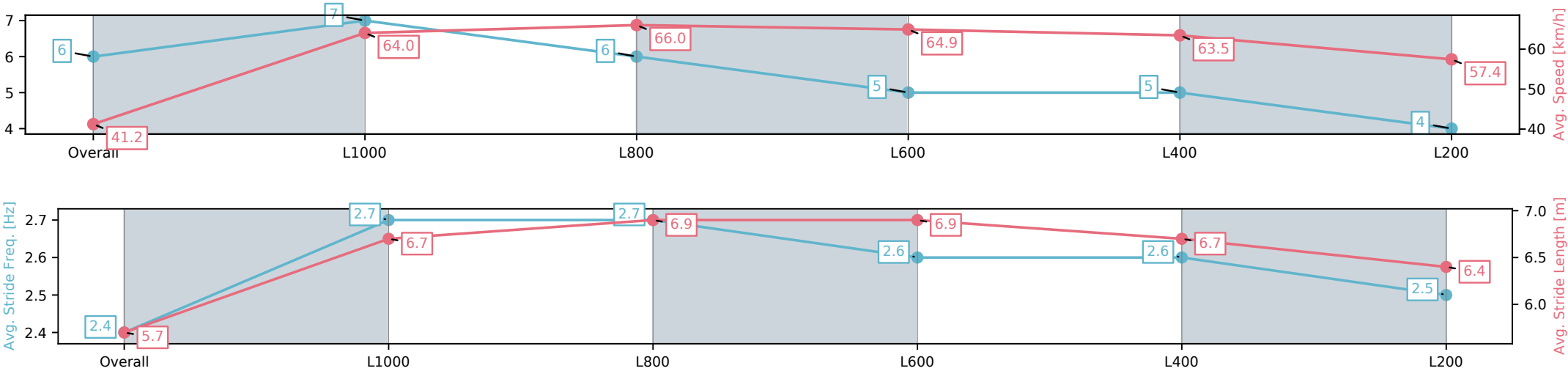
Race 2: Thomas Farms Handicap - 1100m

10 January 2026 - 1:46PM

Track Rating: Good 4, Weather: Overcast, Rail Position: +3m 1200m
Chute, +5.5m Remainder



Section	Overall	L1000	L800	L600	L400	L200
Section Times	1:06.33[6] (0:08.78)	0:57.55[7] (0:11.25)	0:46.30[6] (0:11.07)	0:35.23[5] (0:11.35)	0:23.88[5] (0:11.37)	0:12.51[4] (0:12.51)
Average Speed [km/h]	41.2	64.0	66.0	64.9	63.5	57.4
Top Speed [km/h]	60.1	65.2	67.0	66.2	65.2	61.1
Avg. Dist. to Rail [m]	4.1	1.4	4.9	5.6	8.2	9.1
Avg. Stride Freq. [Hz]	2.4	2.7	2.7	2.6	2.6	2.5
Avg. Stride Length [m]	5.7	6.7	6.9	6.9	6.7	6.4



[] Ranking at each section and finish
-:-:- No data available at this section
NA No data available

Horse/Jockey Name	O'TYCOON/Jason Holder
Finish Rank	7
Fastest Section Time (Section)	0:11.25 (L800)
Top Speed [km/h] (Section)	66.0 (L1000)
Race State	Finished



Thomas Farms Rc Murray Bridge-
Professional-2026-01-10

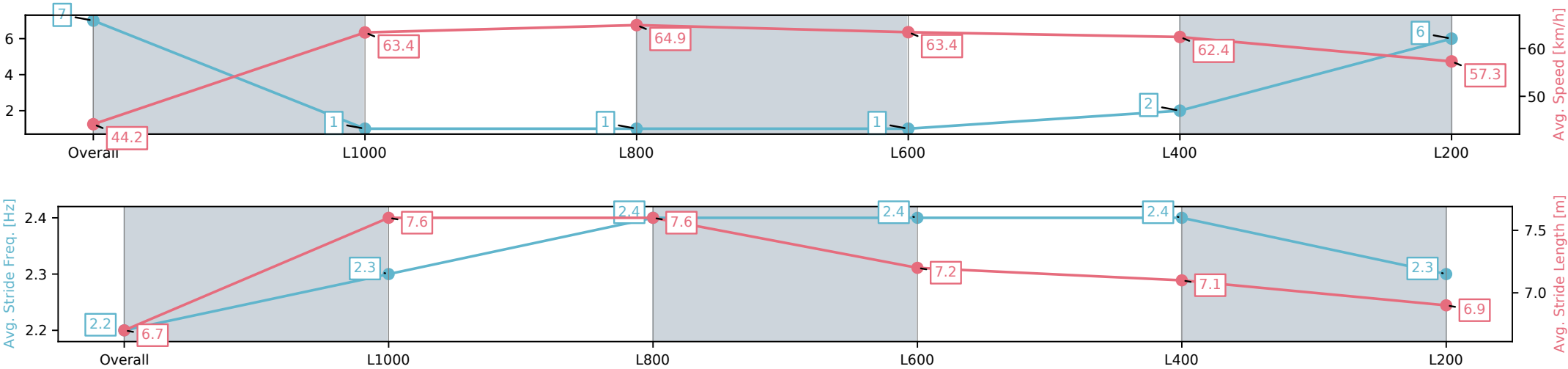
Race 2: Thomas Farms Handicap - 1100m

10 January 2026 - 1:46PM

Track Rating: Good 4, Weather: Overcast, Rail Position: +3m 1200m
Chute, +5.5m Remainder



Section	Overall	L1000	L800	L600	L400	L200
Section Times	1:06.45[7] (0:08.13)	0:58.32[1] (0:11.40)	0:46.92[1] (0:11.25)	0:35.67[1] (0:11.56)	0:24.10[2] (0:11.54)	0:12.56[6] (0:12.56)
Average Speed [km/h]	44.2	63.4	64.9	63.4	62.4	57.3
Top Speed [km/h]	59.2	65.7	66.0	65.1	64.9	60.4
Avg. Dist. to Rail [m]	0.7	0.4	4.3	4.7	6.2	6.3
Avg. Stride Freq. [Hz]	2.2	2.3	2.4	2.4	2.4	2.3
Avg. Stride Length [m]	6.7	7.6	7.6	7.2	7.1	6.9



[] Ranking at each section and finish
-:-:- No data available at this section
NA No data available