



Thomas Farms Rc Murray Bridge-Professional-2026-01-10

Race 1: Fred Vella Tyre & Crash Repair Handicap - 1600m

10 January 2026 - 1:09PM

Track Rating: Good 4, Weather: Overcast, Rail Position: +3m 1200m Chute, +5.5m
Remainder



Section

Field Times

Overall	L1400	L1200	L1000	L800	L600
1:41.33	1:25.27	1:12.96	1:00.76	0:48.26	0:35.65
(0:16.06)	(0:12.31)	(0:12.20)	(0:12.50)	(0:12.61)	(0:12.08)

Position	#	Horse/Jockey	Barrier	Top Speed [km/h]	Fastest Section	First 400m	Overall	L1400	L1200	L1000	L800	L600		Distance Travelled From Winner [m]
1	1	BAMYAN BUDDHA	2	64.4	0:11.36	0:28.37	1:41.33	1:25.27 [2]	1:12.96 [1]	1:00.76 [1]	0:48.26 [1]	0:35.65 [1]		
		Brooke King		600-400	400-200		(0:16.06)	(0:12.31)	(0:12.20)	(0:12.50)	(0:12.61)	(0:12.08)		
2	6	MELLIFLUENT	3	64.2	0:11.40	0:28.56	1:41.47	1:25.27 [3]	1:12.90 [3]	1:00.81 [2]	0:48.31 [2]	0:35.58 [2]		+5
		Jake Toeroek		800-600	400-200		(0:16.20)	(0:12.37)	(0:12.09)	(0:12.50)	(0:12.73)	(0:12.09)		
3	2	I CATCHEM FOX	1	63.1	0:11.52	0:28.49	1:41.59	1:25.53 [1]	1:13.10 [2]	1:00.87 [3]	0:48.29 [3]	0:35.68 [3]		-1
		Alysha Warren		600-400	400-200		(0:16.06)	(0:12.43)	(0:12.23)	(0:12.57)	(0:12.61)	(0:12.10)		
4	5	SURPRISE COMING	4	64.8	0:11.37	0:28.80	1:41.78	1:25.37 [4]	1:12.98 [4]	1:00.88 [5]	0:48.26 [5]	0:35.66 [5]		+3
		Kayla Crowther		600-400	400-200		(0:16.41)	(0:12.39)	(0:12.10)	(0:12.62)	(0:12.60)	(0:12.12)		
5	4	BOLT BY	5	63.8	0:11.68	0:28.86	1:42.09	1:25.66 [5]	1:13.23 [5]	1:01.22 [4]	0:48.64 [4]	0:36.08 [4]		+5
		Dylan Caboche		800-600	400-200		(0:16.43)	(0:12.43)	(0:12.01)	(0:12.57)	(0:12.56)	(0:11.90)		

Scratched: Otago (#3), Indian Jewel (#7)



Thomas Farms Rc Murray Bridge-Professional-2026-01-10

Race 1: Fred Vella Tyre & Crash Repair Handicap - 1600m

10 January 2026 - 1:09PM

Track Rating: Good 4, Weather: Overcast, Rail Position: +3m 1200m Chute, +5.5m
Remainder



Section Field Times

Section								L400	L200						
Field Times								0:23.56	0:12.20						
								(0:11.37)	(0:12.20)						
Position	#	Horse/Jockey	Barrier	Top Speed [km/h]	Fastest Section	First 400m	Margin								Distance Travelled From Winner [m]
1	1	BAMYAN BUDDHA	2	64.4	0:11.36	0:28.37	0:23.57 [1]	0:12.21 [1]	1:41.33						
		Brooke King		600-400	400-200		(0:11.36)	(0:12.21)							
2	6	MELLIFLUENT	3	64.2	0:11.40	0:28.56	0:23.49 [3]	0:12.09 [2]	0.86L					+5	
		Jake Toeroek		800-600	400-200		(0:11.40)	(0:12.09)							
3	2	I CATCHEM FOX	1	63.1	0:11.52	0:28.49	0:23.58 [4]	0:12.06 [3]	1.64L					-1	
		Alysha Warren		600-400	400-200		(0:11.52)	(0:12.06)							
4	5	SURPRISE COMING	4	64.8	0:11.37	0:28.80	0:23.54 [5]	0:12.17 [5]	2.79L					+3	
		Kayla Crowther		600-400	400-200		(0:11.37)	(0:12.17)							
5	4	BOLT BY	5	63.8	0:11.68	0:28.86	0:24.18 [2]	0:12.50 [4]	4.73L					+5	
		Dylan Caboche		800-600	400-200		(0:11.68)	(0:12.50)							

Scratched: Otago (#3), Indian Jewel (#7)

Horse/Jockey Name	BAMYAN BUDDHA/Brooke King
Finish Rank	1
Fastest Section Time (Section)	0:11.36 (L400)
Top Speed [km/h] (Section)	64.4 (L600)
Race State	Finished



Thomas Farms Rc Murray Bridge-
Professional-2026-01-10

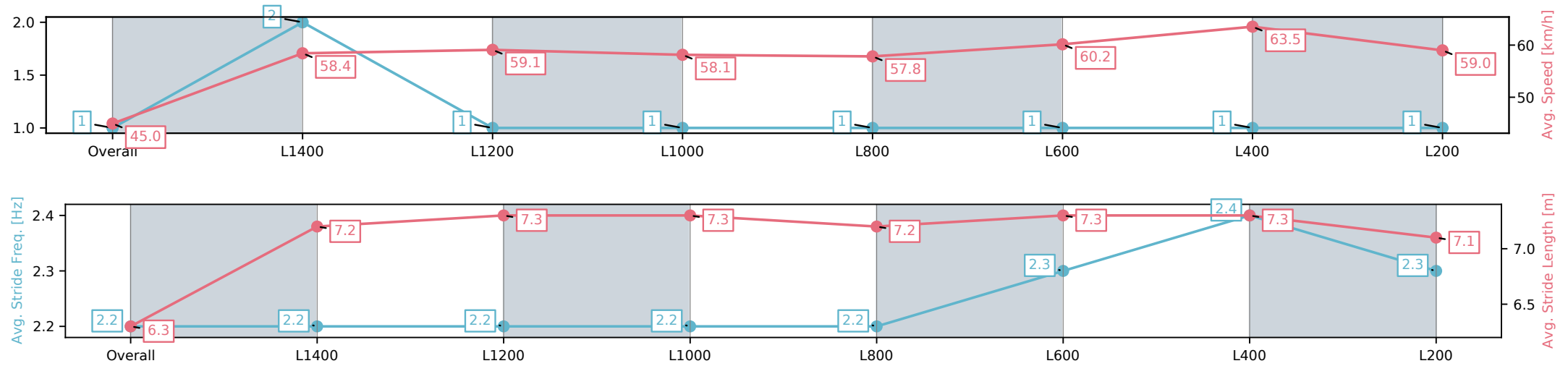
Race 1: Fred Vella Tyre & Crash Repair Handicap - 1600m

10 January 2026 - 1:09PM

Track Rating: Good 4, Weather: Overcast, Rail Position: +3m 1200m
Chute, +5.5m Remainder



Section	Overall	L1400	L1200	L1000	L800	L600	L400	L200
Section Times	1:41.33[1] (0:16.06)	1:25.27[2] (0:12.31)	1:12.96[1] (0:12.20)	1:00.76[1] (0:12.50)	0:48.26[1] (0:12.61)	0:35.65[1] (0:12.08)	0:23.57[1] (0:11.36)	0:12.21[1] (0:12.21)
Average Speed [km/h]	45.0	58.4	59.1	58.1	57.8	60.2	63.5	59.0
Top Speed [km/h]	56.8	60.0	60.4	58.4	58.4	63.5	64.4	61.6
Avg. Dist. to Rail [m]	2.4	1.0	0.5	1.8	2.7	2.9	3.2	3.4
Avg. Stride Freq. [Hz]	2.2	2.2	2.2	2.2	2.2	2.3	2.4	2.3
Avg. Stride Length [m]	6.3	7.2	7.3	7.3	7.2	7.3	7.3	7.1



[] Ranking at each section and finish
-:-:- No data available at this section
NA No data available

Horse/Jockey Name	MELLIFLUENT/Jake Toeroek
Finish Rank	2
Fastest Section Time (Section)	0:11.40 (L400)
Top Speed [km/h] (Section)	64.2 (L800)
Race State	Finished



Thomas Farms Rc Murray Bridge-
Professional-2026-01-10

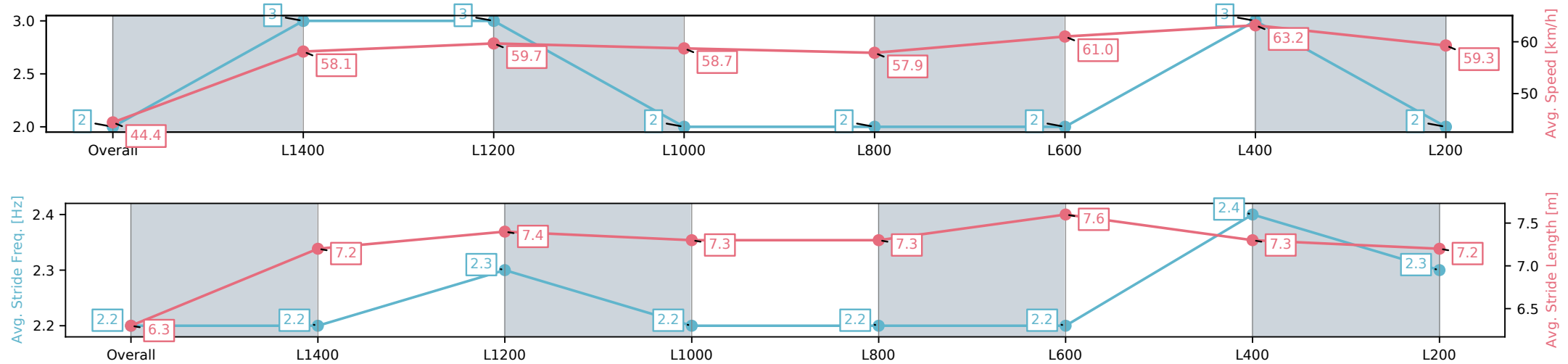
Race 1: Fred Vella Tyre & Crash Repair Handicap - 1600m

10 January 2026 - 1:09PM

Track Rating: Good 4, Weather: Overcast, Rail Position: +3m 1200m
Chute, +5.5m Remainder



Section	Overall	L1400	L1200	L1000	L800	L600	L400	L200
Section Times	1:41.47[2] (0:16.20)	1:25.27[3] (0:12.37)	1:12.90[3] (0:12.09)	1:00.81[2] (0:12.50)	0:48.31[2] (0:12.73)	0:35.58[2] (0:12.09)	0:23.49[3] (0:11.40)	0:12.09[2] (0:12.09)
Average Speed [km/h]	44.4	58.1	59.7	58.7	57.9	61.0	63.2	59.3
Top Speed [km/h]	57.7	60.0	61.7	59.4	59.4	64.2	64.2	61.9
Avg. Dist. to Rail [m]	3.0	1.1	1.3	3.2	5.2	4.9	5.3	5.9
Avg. Stride Freq. [Hz]	2.2	2.2	2.3	2.2	2.2	2.2	2.4	2.3
Avg. Stride Length [m]	6.3	7.2	7.4	7.3	7.3	7.6	7.3	7.2



[] Ranking at each section and finish
-:-:- No data available at this section
NA No data available

Horse/Jockey Name	I CATCHEM FOX/Alysha Warren
Finish Rank	3
Fastest Section Time (Section)	0:11.52 (L400)
Top Speed [km/h] (Section)	63.1 (L600)
Race State	Finished



Thomas Farms Rc Murray Bridge-
Professional-2026-01-10

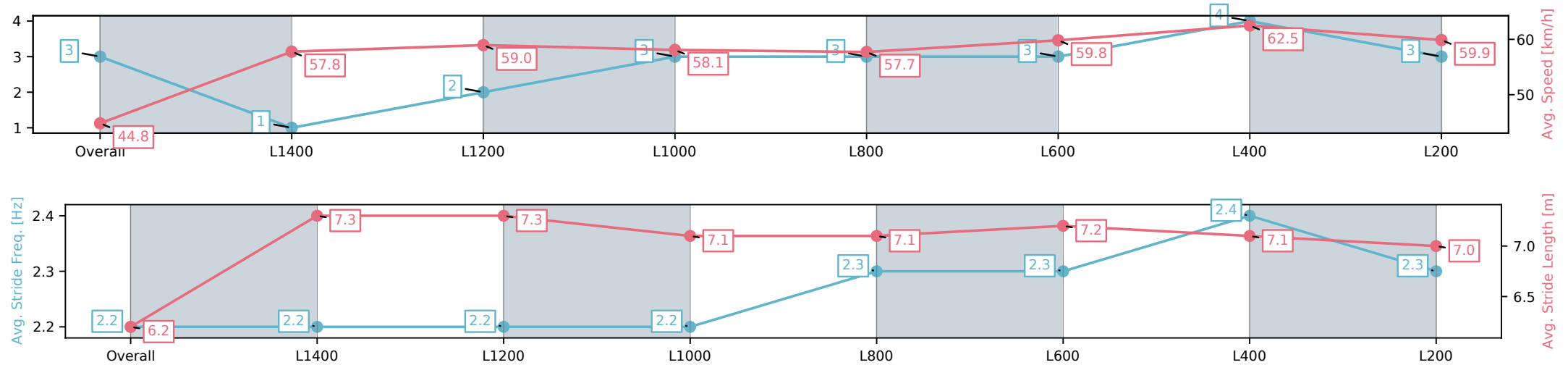
Race 1: Fred Vella Tyre & Crash Repair Handicap - 1600m

10 January 2026 - 1:09PM

Track Rating: Good 4, Weather: Overcast, Rail Position: +3m 1200m
Chute, +5.5m Remainder



Section	Overall	L1400	L1200	L1000	L800	L600	L400	L200
Section Times	1:41.59[3] (0:16.06)	1:25.53[1] (0:12.43)	1:13.10[2] (0:12.23)	1:00.87[3] (0:12.57)	0:48.29[3] (0:12.61)	0:35.68[3] (0:12.10)	0:23.58[4] (0:11.52)	0:12.06[3] (0:12.06)
Average Speed [km/h]	44.8	57.8	59.0	58.1	57.7	59.8	62.5	59.9
Top Speed [km/h]	56.6	59.1	60.3	58.7	58.5	61.6	63.1	61.8
Avg. Dist. to Rail [m]	2.1	0.7	0.9	2.3	2.3	1.9	2.8	6.0
Avg. Stride Freq. [Hz]	2.2	2.2	2.2	2.2	2.3	2.3	2.4	2.3
Avg. Stride Length [m]	6.2	7.3	7.3	7.1	7.1	7.2	7.1	7.0



[] Ranking at each section and finish
-:-:- No data available at this section
NA No data available

Horse/Jockey Name	SURPRISE COMING/Kayla Crowther
Finish Rank	4
Fastest Section Time (Section)	0:11.37 (L400)
Top Speed [km/h] (Section)	64.8 (L600)
Race State	Finished



Thomas Farms Rc Murray Bridge-
Professional-2026-01-10

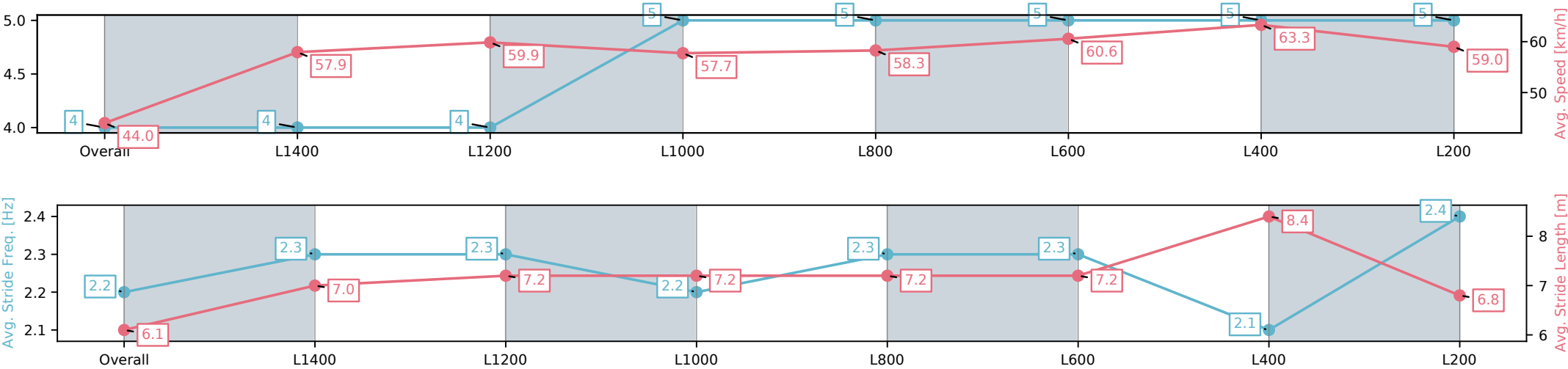
Race 1: Fred Vella Tyre & Crash Repair Handicap - 1600m

10 January 2026 - 1:09PM

Track Rating: Good 4, Weather: Overcast, Rail Position: +3m 1200m
Chute, +5.5m Remainder



Section	Overall	L1400	L1200	L1000	L800	L600	L400	L200
Section Times	1:41.78[4] (0:16.41)	1:25.37[4] (0:12.39)	1:12.98[4] (0:12.10)	1:00.88[5] (0:12.62)	0:48.26[5] (0:12.60)	0:35.66[5] (0:12.12)	0:23.54[5] (0:11.37)	0:12.17[5] (0:12.17)
Average Speed [km/h]	44.0	57.9	59.9	57.7	58.3	60.6	63.3	59.0
Top Speed [km/h]	58.8	59.4	60.8	58.4	59.8	63.5	64.8	62.0
Avg. Dist. to Rail [m]	2.8	0.2	0.8	3.0	3.5	4.6	8.1	8.7
Avg. Stride Freq. [Hz]	2.2	2.3	2.3	2.2	2.3	2.3	2.1	2.4
Avg. Stride Length [m]	6.1	7.0	7.2	7.2	7.2	7.2	8.4	6.8



[] Ranking at each section and finish
-:-:- No data available at this section
NA No data available

Horse/Jockey Name	BOLT BY/Dylan Caboche
Finish Rank	5
Fastest Section Time (Section)	0:11.68 (L400)
Top Speed [km/h] (Section)	63.8 (L800)
Race State	Finished



Thomas Farms Rc Murray Bridge-
Professional-2026-01-10

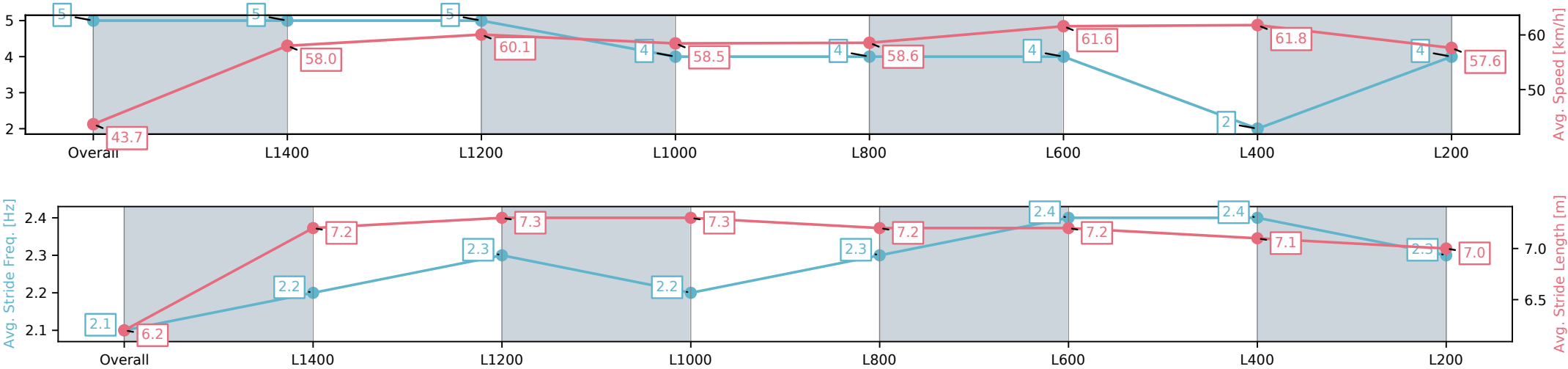
Race 1: Fred Vella Tyre & Crash Repair Handicap - 1600m

10 January 2026 - 1:09PM

Track Rating: Good 4, Weather: Overcast, Rail Position: +3m 1200m
Chute, +5.5m Remainder



Section	Overall	L1400	L1200	L1000	L800	L600	L400	L200
Section Times	1:42.09[5] (0:16.43)	1:25.66[5] (0:12.43)	1:13.23[5] (0:12.01)	1:01.22[4] (0:12.57)	0:48.64[4] (0:12.56)	0:36.08[4] (0:11.90)	0:24.18[2] (0:11.68)	0:12.50[4] (0:12.50)
Average Speed [km/h]	43.7	58.0	60.1	58.5	58.6	61.6	61.8	57.6
Top Speed [km/h]	57.7	59.5	61.6	59.2	59.6	63.8	62.7	60.2
Avg. Dist. to Rail [m]	4.2	1.9	2.0	4.0	4.5	4.6	6.3	7.7
Avg. Stride Freq. [Hz]	2.1	2.2	2.3	2.2	2.3	2.4	2.4	2.3
Avg. Stride Length [m]	6.2	7.2	7.3	7.3	7.2	7.2	7.1	7.0



[] Ranking at each section and finish
-:-:- No data available at this section
NA No data available