



RACINGSA

Thomas Farms Rc Murray Bridge-Professional-2026-01-01

Race 7: Fred Vella Tyre & Crash Repair Benchmark 56 Handicap - 1400m

01 January 2026 - 5:23PM

Track Rating: Good 4, Weather: Fine, Rail Position: +7m 1200m Chute, +10m Remainder



Murray Bridge
Racing Club

Section

Field Times

Section Field Times							Overall 1:25.59 (0:14.32)	L1200 1:11.27 (0:11.18)	L1000 1:00.09 (0:11.85)	L800 0:48.24 (0:11.86)	L600 0:36.37 (0:12.10)	L400 0:24.27 (0:11.78)			
Position	#	Horse/Jockey	Barrier	Top Speed [km/h]	Fastest Section	First 400m									Distance Travelled From Winner [m]
1	3	GRUELLING	10	66.1	0:11.22	0:25.85	1:25.59	1:10.96 [6]	0:59.74 [7]	0:47.85 [7]	0:35.89 [6]	0:24.03 [5]			
		Teagan Voorham		1400-1200	1200-1000		(0:14.63)	(0:11.22)	(0:11.89)	(0:11.96)	(0:11.86)	(0:11.54)			
2	4	PRICILLA'S CHOICE	3	66.3	0:11.19	0:25.65	1:25.83	1:11.37 [3]	1:00.18 [3]	0:48.30 [5]	0:36.35 [4]	0:24.34 [4]		-4	
		Connor Murtagh		1400-1200	1200-1000		(0:14.46)	(0:11.19)	(0:11.88)	(0:11.95)	(0:12.01)	(0:11.66)			
3	5	ANDREW'S MEMORY	11	67.0	0:11.20	0:25.72	1:25.85	1:11.33 [4]	1:00.13 [4]	0:48.34 [4]	0:36.39 [3]	0:24.49 [2]		-2	
		Sophie Potter		1400-1200	1200-1000		(0:14.52)	(0:11.20)	(0:11.79)	(0:11.95)	(0:11.90)	(0:11.89)			
4	9	ENLIST	5	66.6	0:11.06	0:26.21	1:25.99	1:10.84 [11]	0:59.78 [11]	0:47.83 [11]	0:36.01 [10]	0:24.06 [10]		-3	
		Alysha Warren		1400-1200	1200-1000		(0:15.15)	(0:11.06)	(0:11.95)	(0:11.82)	(0:11.95)	(0:11.61)			
5	16	ROKABYE WARRIOR	1	67.6	0:11.19	0:25.51	1:26.07	1:11.75 [1]	1:00.56 [2]	0:48.72 [2]	0:36.86 [1]	0:24.71 [3]		-4	
		Stacey Metcalfe		1400-1200	1200-1000		(0:14.32)	(0:11.19)	(0:11.84)	(0:11.86)	(0:12.15)	(0:11.85)			
6	1	ROYAL FOX	8	66.6	0:11.00	0:26.22	1:26.20	1:10.98 [12]	0:59.98 [12]	0:48.02 [12]	0:36.06 [12]	0:24.03 [11]		+5	
		Polly Brewster		1400-1200	1200-1000		(0:15.22)	(0:11.00)	(0:11.96)	(0:11.96)	(0:12.03)	(0:11.71)			
7	12	LUCKY FORTUNA	6	67.1	0:11.13	0:25.50	1:26.21	1:11.84 [2]	1:00.71 [1]	0:48.86 [1]	0:36.87 [2]	0:24.90 [1]		-2	
		Caitlin Jones		1400-1200	1200-1000		(0:14.37)	(0:11.13)	(0:11.85)	(0:11.99)	(0:11.97)	(0:11.87)			
8	13	SPIRIT OF FLIGHT	9	67.4	0:10.95	0:26.09	1:26.53	1:11.39 [10]	1:00.44 [10]	0:48.62 [8]	0:36.63 [9]	0:24.63 [9]		+4	
		Kayla Crowther		1400-1200	1200-1000		(0:15.14)	(0:10.95)	(0:11.82)	(0:11.99)	(0:12.00)	(0:11.76)			
9	7	IRONBAR	4	66.7	0:11.15	0:25.96	1:26.54	1:11.73 [8]	1:00.58 [8]	0:48.59 [9]	0:36.76 [8]	0:24.73 [7]		-4	
		Todd Pannell		1400-1200	1200-1000		(0:14.81)	(0:11.15)	(0:11.99)	(0:11.83)	(0:12.03)	(0:11.86)			
10	6	IMMORTAL SHIELD	13	66.9	0:11.15	0:25.76	1:26.76	1:12.15 [5]	1:01.00 [5]	0:49.05 [6]	0:36.99 [7]	0:24.97 [6]		+6	
		Sairyn Fawke		1400-1200	1200-1000		(0:14.61)	(0:11.15)	(0:11.95)	(0:12.06)	(0:12.02)	(0:11.88)			

Scratched: Blue Special (#8), Subuki (#11), By The Book (#15), See De Night (#17), Ludo (#18)

Report Created: Thu 01 January 2026 18:04:38 GMT+11 (Note: Timing is based on positional data)

Page 1/17

[] Position in running at each section and finish
-:-:- No data available at this section
NA No data available
Background shading for fastest section

Saddle cloth number
DNF Did not finish
DNT Did not track

data processed by  TRIPLESDATA



Thomas Farms Rc Murray Bridge-Professional-2026-01-01

Race 7: Fred Vella Tyre & Crash Repair Benchmark 56 Handicap - 1400m

01 January 2026 - 5:23PM

Track Rating: Good 4, Weather: Fine, Rail Position: +7m 1200m Chute, +10m Remainder



Section

Field Times

Overall
1:25.59
(0:14.32)

L1200
1:11.27
(0:11.18)

L1000
1:00.09
(0:11.85)

L800
0:48.24
(0:11.86)

L600
0:36.37
(0:12.10)

L400
0:24.27
(0:11.78)

Position	#	Horse/Jockey	Barrier	Top Speed [km/h]	Fastest Section	First 400m								Distance Travelled From Winner [m]
11	14	LIFT THE BAR	14	65.3	0:11.16	0:26.66	1:27.12	1:11.62 [13]	1:00.46 [13]	0:48.57 [13]	0:36.60 [13]	0:24.39 [13]		+2
		Margaret Collett		1400-1200	1200-1000		(0:15.50)	(0:11.16)	(0:11.89)	(0:11.97)	(0:12.21)	(0:11.91)		
12	2	GALLOPING GURU	7	67.2	0:11.08	0:26.00	1:27.19	1:12.27 [9]	1:01.19 [9]	0:49.15 [10]	0:37.15 [11]	0:24.96 [12]		+2
		Matthew Chadwick		1400-1200	1200-1000		(0:14.92)	(0:11.08)	(0:12.04)	(0:12.00)	(0:12.19)	(0:12.12)		
13	10	FRONTPOINT	12	66.8	0:11.06	0:25.76	1:27.26	1:12.56 [7]	1:01.50 [6]	0:49.82 [3]	0:37.75 [5]	0:25.40 [8]		+2
		Alyssa Webb		1400-1200	1200-1000		(0:14.70)	(0:11.06)	(0:11.68)	(0:12.07)	(0:12.35)	(0:12.34)		

Scratched: Blue Special (#8), Subuki (#11), By The Book (#15), See De Night (#17), Ludo (#18)



RACINGSA

Thomas Farms Rc Murray Bridge-Professional-2026-01-01

Race 7: Fred Vella Tyre & Crash Repair Benchmark 56 Handicap - 1400m

01 January 2026 - 5:23PM

Track Rating: Good 4, Weather: Fine, Rail Position: +7m 1200m Chute, +10m Remainder



Murray Bridge
Racing Club

Section

Field Times

L200

0:12.49

(0:12.49)

Position	#	Horse/Jockey	Barrier	Top Speed [km/h]	Fastest Section	First 400m	Margin								Distance Travelled From Winner [m]
1	3	GRUELLING	10	66.1	0:11.22	0:25.85	0:12.49 [1]	1:25.59							
		Teagan Voorham		1400-1200	1200-1000		(0:12.49)								
2	4	PRICILLA'S CHOICE	3	66.3	0:11.19	0:25.65	0:12.68 [2]	1.52L						-4	
		Connor Murtagh		1400-1200	1200-1000		(0:12.68)								
3	5	ANDREW'S MEMORY	11	67.0	0:11.20	0:25.72	0:12.60 [5]	1.66L						-2	
		Sophie Potter		1400-1200	1200-1000		(0:12.60)								
4	9	ENLIST	5	66.6	0:11.06	0:26.21	0:12.45 [6]	2.51L						-3	
		Alysha Warren		1400-1200	1200-1000		(0:12.45)								
5	16	ROKABYE WARRIOR	1	67.6	0:11.19	0:25.51	0:12.86 [4]	3.0L						-4	
		Stacey Metcalfe		1400-1200	1200-1000		(0:12.86)								
6	1	ROYAL FOX	8	66.6	0:11.00	0:26.22	0:12.32 [10]	3.8L						+5	
		Polly Brewster		1400-1200	1200-1000		(0:12.32)								
7	12	LUCKY FORTUNA	6	67.1	0:11.13	0:25.50	0:13.03 [3]	3.87L						-2	
		Caitlin Jones		1400-1200	1200-1000		(0:13.03)								
8	13	SPIRIT OF FLIGHT	9	67.4	0:10.95	0:26.09	0:12.87 [7]	5.88L						+4	
		Kayla Crowther		1400-1200	1200-1000		(0:12.87)								
9	7	IRONBAR	4	66.7	0:11.15	0:25.96	0:12.87 [8]	5.93L						-4	
		Todd Pannell		1400-1200	1200-1000		(0:12.87)								
10	6	IMMORTAL SHIELD	13	66.9	0:11.15	0:25.76	0:13.09 [9]	7.3L						+6	
		Sairyn Fawke		1400-1200	1200-1000		(0:13.09)								

Scratched: Blue Special (#8), Subuki (#11), By The Book (#15), See De Night (#17), Ludo (#18)

Report Created: Thu 01 January 2026 18:04:39 GMT+11 (Note: Timing is based on positional data)

Page 3/17

[] Position in running at each section and finish
-:-:- No data available at this section
NA No data available
■ Background shading for fastest section

Saddle cloth number
DNF Did not finish
DNT Did not track

data processed by  TRIPLESDATA



Thomas Farms Rc Murray Bridge-Professional-2026-01-01

Race 7: Fred Vella Tyre & Crash Repair Benchmark 56 Handicap - 1400m

01 January 2026 - 5:23PM

Track Rating: Good 4, Weather: Fine, Rail Position: +7m 1200m Chute, +10m Remainder



Section Field Times

L200
0:12.49
(0:12.49)

Position	#	Horse/Jockey	Barrier	Top Speed [km/h]	Fastest Section	First 400m	Margin	Distance Travelled From Winner [m]						
11	14	LIFT THE BAR	14	65.3	0:11.16	0:26.66	0:12.48 [13]	9.53L						+2
		Margaret Collett		1400-1200	1200-1000		(0:12.48)							
12	2	GALLOPING GURU	7	67.2	0:11.08	0:26.00	0:12.84 [12]	9.98L						+2
		Matthew Chadwick		1400-1200	1200-1000		(0:12.84)							
13	10	FRONTPOINT	12	66.8	0:11.06	0:25.76	0:13.06 [11]	10.39L						+2
		Alyssa Webb		1400-1200	1200-1000		(0:13.06)							

Scratched: Blue Special (#8), Subuki (#11), By The Book (#15), See De Night (#17), Ludo (#18)

Horse/Jockey Name	GRUELLING/Teagan Voorham
Finish Rank	1
Fastest Section Time (Section)	0:11.22 (L1200)
Top Speed [km/h] (Section)	66.1 (Overall)
Race State	Finished



Thomas Farms Rc Murray Bridge-
Professional-2026-01-01

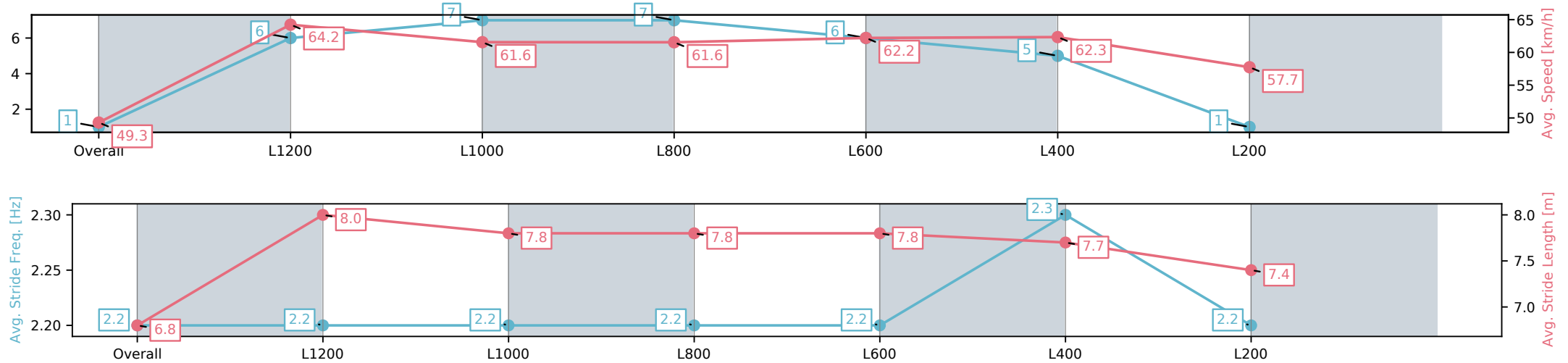
Race 7: Fred Vella Tyre & Crash Repair Benchmark 56
Handicap - 1400m

01 January 2026 - 5:23PM

Track Rating: Good 4, Weather: Fine, Rail Position: +7m 1200m
Chute, +10m Remainder



Section	Overall	L1200	L1000	L800	L600	L400	L200
Section Times	1:25.59[1] (0:14.63)	1:10.96[6] (0:11.22)	0:59.74[7] (0:11.89)	0:47.85[7] (0:11.96)	0:35.89[6] (0:11.86)	0:24.03[5] (0:11.54)	0:12.49[1] (0:12.49)
Average Speed [km/h]	49.3	64.2	61.6	61.6	62.2	62.3	57.7
Top Speed [km/h]	65.3	66.1	62.1	62.4	63.4	63.7	60.6
Avg. Dist. to Rail [m]	5.4	2.3	3.5	4.5	5.9	9.9	10.8
Avg. Stride Freq. [Hz]	2.2	2.2	2.2	2.2	2.2	2.3	2.2
Avg. Stride Length [m]	6.8	8.0	7.8	7.8	7.8	7.7	7.4



[] Ranking at each section and finish
-:-:- No data available at this section
NA No data available

Horse/Jockey Name	PRICILLA'S CHOICE/Connor Murtagh
Finish Rank	2
Fastest Section Time (Section)	0:11.19 (L1200)
Top Speed [km/h] (Section)	66.3 (Overall)
Race State	Finished



Thomas Farms Rc Murray Bridge-
Professional-2026-01-01

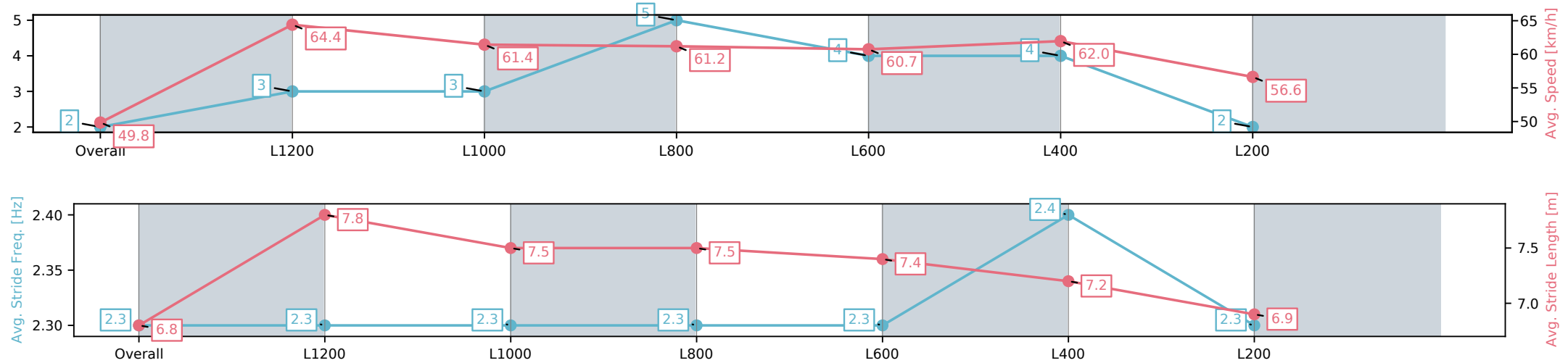
Race 7: Fred Vella Tyre & Crash Repair Benchmark 56
Handicap - 1400m

01 January 2026 - 5:23PM

Track Rating: Good 4, Weather: Fine, Rail Position: +7m 1200m
Chute, +10m Remainder



Section	Overall	L1200	L1000	L800	L600	L400	L200
Section Times	1:25.83[2] (0:14.46)	1:11.37[3] (0:11.19)	1:00.18[3] (0:11.88)	0:48.30[5] (0:11.95)	0:36.35[4] (0:12.01)	0:24.34[4] (0:11.66)	0:12.68[2] (0:12.68)
Average Speed [km/h]	49.8	64.4	61.4	61.2	60.7	62.0	56.6
Top Speed [km/h]	66.0	66.3	62.4	62.1	63.1	63.4	59.4
Avg. Dist. to Rail [m]	2.4	1.8	2.6	3.1	4.1	6.1	8.5
Avg. Stride Freq. [Hz]	2.3	2.3	2.3	2.3	2.3	2.4	2.3
Avg. Stride Length [m]	6.8	7.8	7.5	7.5	7.4	7.2	6.9



[] Ranking at each section and finish
-:-:- No data available at this section
NA No data available

Horse/Jockey Name	ANDREW'S MEMORY/Sophie Potter
Finish Rank	3
Fastest Section Time (Section)	0:11.20 (L1200)
Top Speed [km/h] (Section)	67.0 (Overall)
Race State	Finished



Thomas Farms Rc Murray Bridge-
Professional-2026-01-01

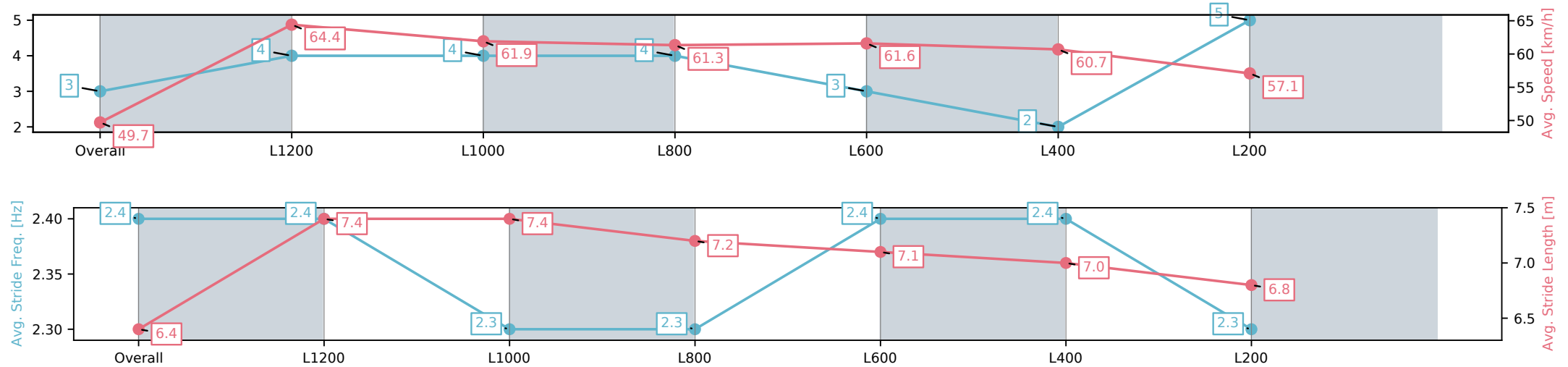
Race 7: Fred Vella Tyre & Crash Repair Benchmark 56
Handicap - 1400m

01 January 2026 - 5:23PM

Track Rating: Good 4, Weather: Fine, Rail Position: +7m 1200m
Chute, +10m Remainder



Section	Overall	L1200	L1000	L800	L600	L400	L200
Section Times	1:25.85[3] (0:14.52)	1:11.33[4] (0:11.20)	1:00.13[4] (0:11.79)	0:48.34[4] (0:11.95)	0:36.39[3] (0:11.90)	0:24.49[2] (0:11.89)	0:12.60[5] (0:12.60)
Average Speed [km/h]	49.7	64.4	61.9	61.3	61.6	60.7	57.1
Top Speed [km/h]	66.8	67.0	63.1	62.0	63.5	63.3	59.5
Avg. Dist. to Rail [m]	7.0	2.9	2.5	3.7	5.1	8.9	9.9
Avg. Stride Freq. [Hz]	2.4	2.4	2.3	2.3	2.4	2.4	2.3
Avg. Stride Length [m]	6.4	7.4	7.4	7.2	7.1	7.0	6.8



[] Ranking at each section and finish
-:-:- No data available at this section
NA No data available

Horse/Jockey Name	ENLIST/Alysha Warren
Finish Rank	4
Fastest Section Time (Section)	0:11.06 (L1200)
Top Speed [km/h] (Section)	66.6 (Overall)
Race State	Finished



Thomas Farms Rc Murray Bridge-
Professional-2026-01-01

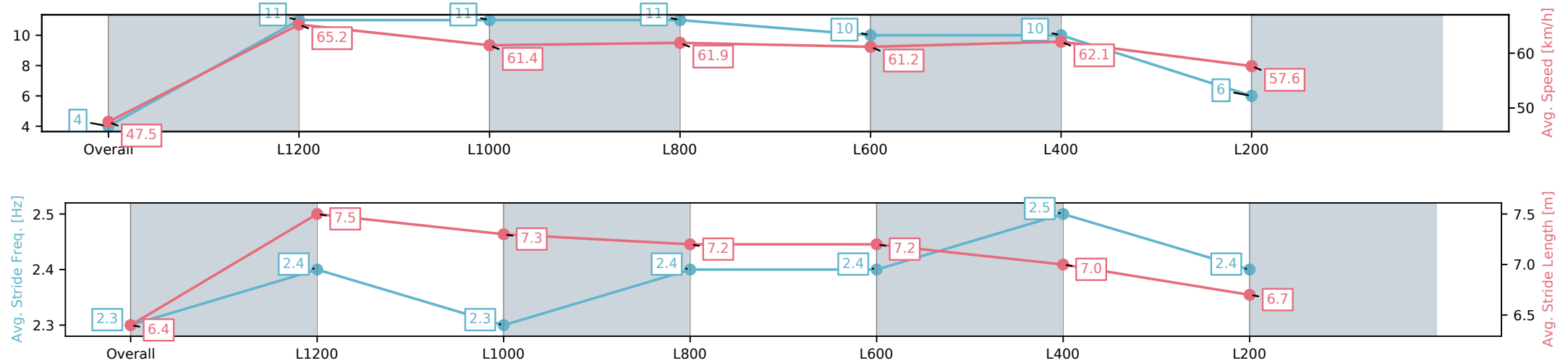
Race 7: Fred Vella Tyre & Crash Repair Benchmark 56
Handicap - 1400m

01 January 2026 - 5:23PM

Track Rating: Good 4, Weather: Fine, Rail Position: +7m 1200m
Chute, +10m Remainder



Section	Overall	L1200	L1000	L800	L600	L400	L200
Section Times	1:25.99[4] (0:15.15)	1:10.84[11] (0:11.06)	0:59.78[11] (0:11.95)	0:47.83[11] (0:11.82)	0:36.01[10] (0:11.95)	0:24.06[10] (0:11.61)	0:12.45[6] (0:12.45)
Average Speed [km/h]	47.5	65.2	61.4	61.9	61.2	62.1	57.6
Top Speed [km/h]	66.0	66.6	64.3	63.5	62.9	63.2	60.4
Avg. Dist. to Rail [m]	4.1	2.8	3.5	3.3	3.9	6.7	8.9
Avg. Stride Freq. [Hz]	2.3	2.4	2.3	2.4	2.4	2.5	2.4
Avg. Stride Length [m]	6.4	7.5	7.3	7.2	7.2	7.0	6.7



[] Ranking at each section and finish
-:-:- No data available at this section
NA No data available

Horse/Jockey Name	ROKABYE WARRIOR/Stacey Metcalfe
Finish Rank	5
Fastest Section Time (Section)	0:11.19 (L1200)
Top Speed [km/h] (Section)	67.6 (Overall)
Race State	Finished



Thomas Farms Rc Murray Bridge-
Professional-2026-01-01

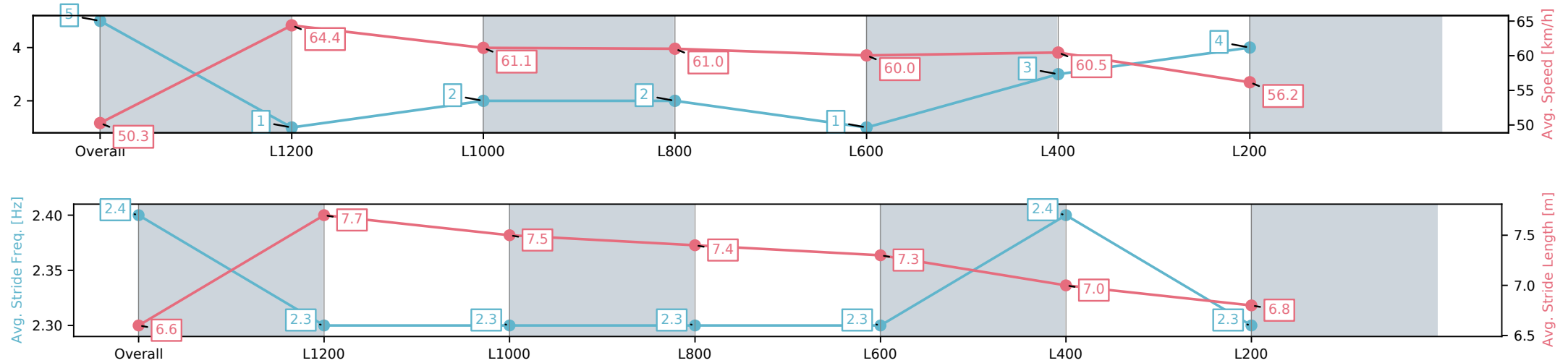
Race 7: Fred Vella Tyre & Crash Repair Benchmark 56
Handicap - 1400m

01 January 2026 - 5:23PM

Track Rating: Good 4, Weather: Fine, Rail Position: +7m 1200m
Chute, +10m Remainder



Section	Overall	L1200	L1000	L800	L600	L400	L200
Section Times	1:26.07[5] (0:14.32)	1:11.75[1] (0:11.19)	1:00.56[2] (0:11.84)	0:48.72[2] (0:11.86)	0:36.86[1] (0:12.15)	0:24.71[3] (0:11.85)	0:12.86[4] (0:12.86)
Average Speed [km/h]	50.3	64.4	61.1	61.0	60.0	60.5	56.2
Top Speed [km/h]	67.6	67.2	62.8	63.1	61.7	61.9	59.2
Avg. Dist. to Rail [m]	0.5	0.6	1.2	1.4	2.6	5.1	5.6
Avg. Stride Freq. [Hz]	2.4	2.3	2.3	2.3	2.3	2.4	2.3
Avg. Stride Length [m]	6.6	7.7	7.5	7.4	7.3	7.0	6.8



[] Ranking at each section and finish
-:-:- No data available at this section
NA No data available

Horse/Jockey Name	ROYAL FOX/Polly Brewster
Finish Rank	6
Fastest Section Time (Section)	0:11.00 (L1200)
Top Speed [km/h] (Section)	66.6 (Overall)
Race State	Finished



Thomas Farms Rc Murray Bridge-
Professional-2026-01-01

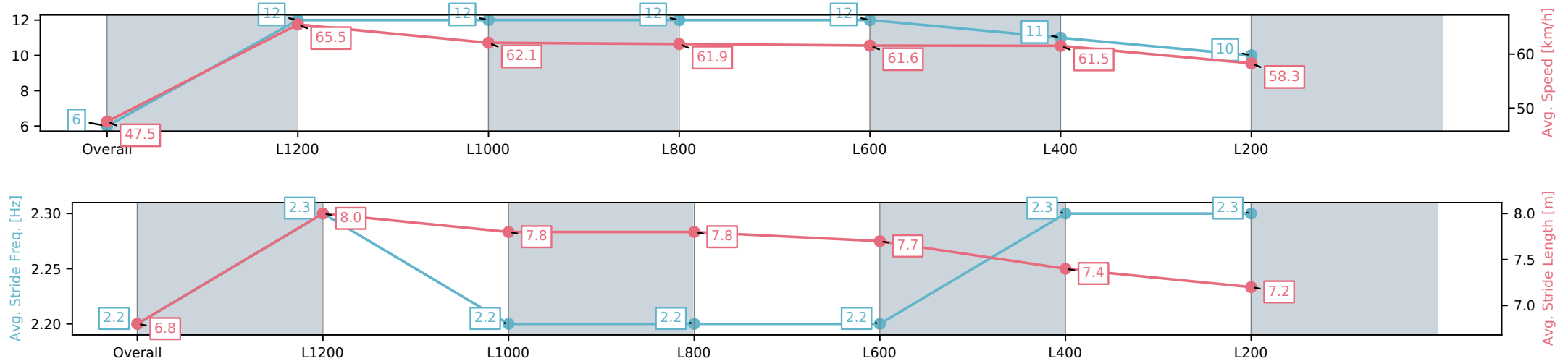
Race 7: Fred Vella Tyre & Crash Repair Benchmark 56
Handicap - 1400m

01 January 2026 - 5:23PM

Track Rating: Good 4, Weather: Fine, Rail Position: +7m 1200m
Chute, +10m Remainder



Section	Overall	L1200	L1000	L800	L600	L400	L200
Section Times	1:26.20[6] (0:15.22)	1:10.98[12] (0:11.00)	0:59.98[12] (0:11.96)	0:48.02[12] (0:11.96)	0:36.06[12] (0:12.03)	0:24.03[11] (0:11.71)	0:12.32[10] (0:12.32)
Average Speed [km/h]	47.5	65.5	62.1	61.9	61.6	61.5	58.3
Top Speed [km/h]	65.1	66.6	64.5	62.8	63.2	63.1	60.1
Avg. Dist. to Rail [m]	5.2	4.4	5.7	5.6	7.1	10.3	11.5
Avg. Stride Freq. [Hz]	2.2	2.3	2.2	2.2	2.2	2.3	2.3
Avg. Stride Length [m]	6.8	8.0	7.8	7.8	7.7	7.4	7.2



[] Ranking at each section and finish
-:-:- No data available at this section
NA No data available

Horse/Jockey Name	LUCKY FORTUNA/Caitlin Jones
Finish Rank	7
Fastest Section Time (Section)	0:11.13 (L1200)
Top Speed [km/h] (Section)	67.1 (Overall)
Race State	Finished



Thomas Farms Rc Murray Bridge-
Professional-2026-01-01

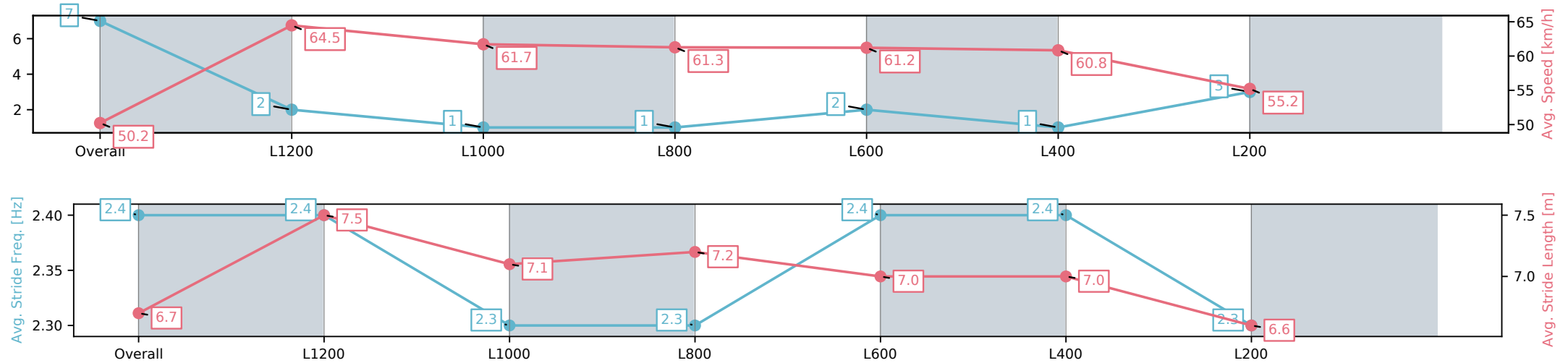
Race 7: Fred Vella Tyre & Crash Repair Benchmark 56
Handicap - 1400m

01 January 2026 - 5:23PM

Track Rating: Good 4, Weather: Fine, Rail Position: +7m 1200m
Chute, +10m Remainder



Section	Overall	L1200	L1000	L800	L600	L400	L200
Section Times	1:26.21[7] (0:14.37)	1:11.84[2] (0:11.13)	1:00.71[1] (0:11.85)	0:48.86[1] (0:11.99)	0:36.87[2] (0:11.97)	0:24.90[1] (0:11.87)	0:13.03[3] (0:13.03)
Average Speed [km/h]	50.2	64.5	61.7	61.3	61.2	60.8	55.2
Top Speed [km/h]	67.1	67.1	63.5	62.3	63.6	62.5	59.6
Avg. Dist. to Rail [m]	3.8	2.1	2.6	4.0	5.0	7.1	8.0
Avg. Stride Freq. [Hz]	2.4	2.4	2.3	2.3	2.4	2.4	2.3
Avg. Stride Length [m]	6.7	7.5	7.1	7.1	7.2	7.0	6.6



[] Ranking at each section and finish
-:-:- No data available at this section
NA No data available

Horse/Jockey Name	SPIRIT OF FLIGHT/Kayla Crowther
Finish Rank	8
Fastest Section Time (Section)	0:10.95 (L1200)
Top Speed [km/h] (Section)	67.4 (Overall)
Race State	Finished



Thomas Farms Rc Murray Bridge-
Professional-2026-01-01

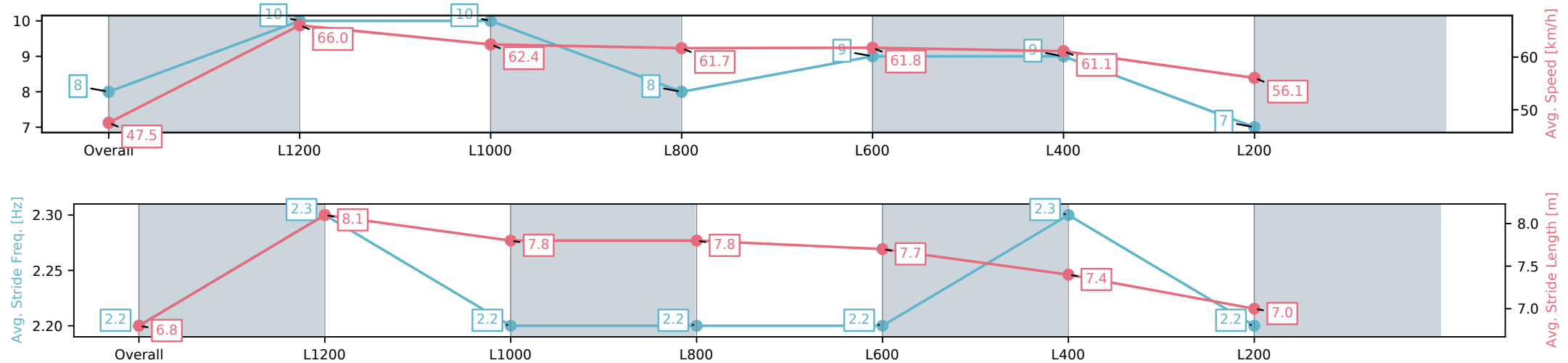
Race 7: Fred Vella Tyre & Crash Repair Benchmark 56
Handicap - 1400m

01 January 2026 - 5:23PM

Track Rating: Good 4, Weather: Fine, Rail Position: +7m 1200m
Chute, +10m Remainder



Section	Overall	L1200	L1000	L800	L600	L400	L200
Section Times	1:26.53[8] (0:15.14)	1:11.39[10] (0:10.95)	1:00.44[10] (0:11.82)	0:48.62[8] (0:11.99)	0:36.63[9] (0:12.00)	0:24.63[9] (0:11.76)	0:12.87[7] (0:12.87)
Average Speed [km/h]	47.5	66.0	62.4	61.7	61.8	61.1	56.1
Top Speed [km/h]	66.2	67.4	63.3	62.2	62.8	62.9	58.8
Avg. Dist. to Rail [m]	5.5	4.3	4.8	5.1	7.5	12.4	13.2
Avg. Stride Freq. [Hz]	2.2	2.3	2.2	2.2	2.2	2.3	2.2
Avg. Stride Length [m]	6.8	8.1	7.8	7.8	7.7	7.4	7.0



[] Ranking at each section and finish
-:-:- No data available at this section
NA No data available

Horse/Jockey Name	IRONBAR/Todd Pannell
Finish Rank	9
Fastest Section Time (Section)	0:11.15 (L1200)
Top Speed [km/h] (Section)	66.7 (Overall)
Race State	Finished



Thomas Farms Rc Murray Bridge-
Professional-2026-01-01

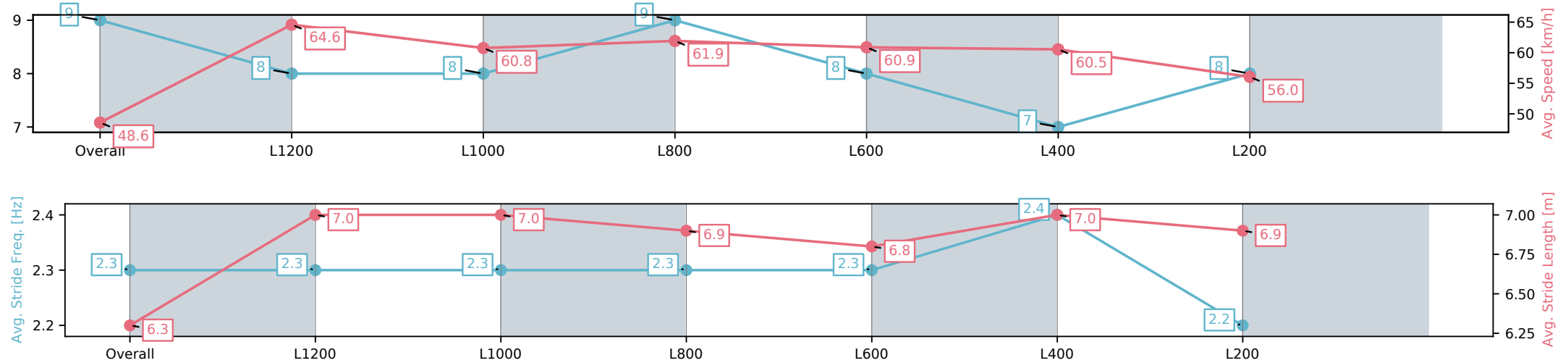
Race 7: Fred Vella Tyre & Crash Repair Benchmark 56
Handicap - 1400m

01 January 2026 - 5:23PM

Track Rating: Good 4, Weather: Fine, Rail Position: +7m 1200m
Chute, +10m Remainder



Section	Overall	L1200	L1000	L800	L600	L400	L200
Section Times	1:26.54[9] (0:14.81)	1:11.73[8] (0:11.15)	1:00.58[8] (0:11.99)	0:48.59[9] (0:11.83)	0:36.76[8] (0:12.03)	0:24.73[7] (0:11.86)	0:12.87[8] (0:12.87)
Average Speed [km/h]	48.6	64.6	60.8	61.9	60.9	60.5	56.0
Top Speed [km/h]	65.9	66.7	61.8	62.7	62.5	62.3	58.8
Avg. Dist. to Rail [m]	2.7	1.4	2.2	3.0	4.3	6.4	7.7
Avg. Stride Freq. [Hz]	2.3	2.3	2.3	2.3	2.3	2.4	2.2
Avg. Stride Length [m]	6.3	7.0	7.0	6.9	6.8	7.0	6.9



[] Ranking at each section and finish
-:-:- No data available at this section
NA No data available

Horse/Jockey Name	IMMORTAL SHIELD/Sairyn Fawke
Finish Rank	10
Fastest Section Time (Section)	0:11.15 (L1200)
Top Speed [km/h] (Section)	66.9 (Overall)
Race State	Finished



Thomas Farms Rc Murray Bridge-
Professional-2026-01-01

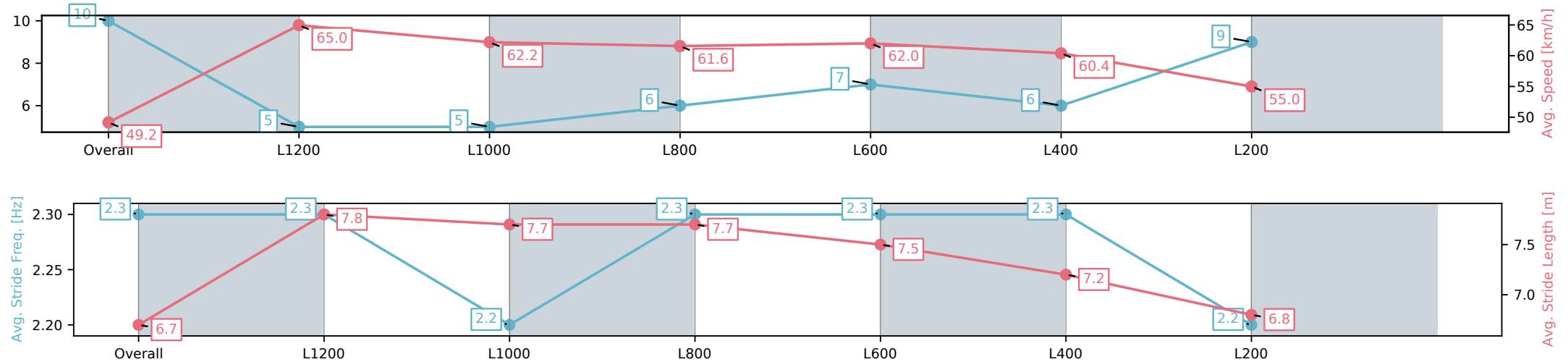
Race 7: Fred Vella Tyre & Crash Repair Benchmark 56
Handicap - 1400m

01 January 2026 - 5:23PM

Track Rating: Good 4, Weather: Fine, Rail Position: +7m 1200m
Chute, +10m Remainder



Section	Overall	L1200	L1000	L800	L600	L400	L200
Section Times	1:26.76[10] (0:14.61)	1:12.15[5] (0:11.15)	1:01.00[5] (0:11.95)	0:49.05[6] (0:12.06)	0:36.99[7] (0:12.02)	0:24.97[6] (0:11.88)	0:13.09[9] (0:13.09)
Average Speed [km/h]	49.2	65.0	62.2	61.6	62.0	60.4	55.0
Top Speed [km/h]	66.5	66.9	63.0	62.3	62.8	63.0	58.1
Avg. Dist. to Rail [m]	9.2	5.0	5.7	6.6	7.5	10.4	10.3
Avg. Stride Freq. [Hz]	2.3	2.3	2.2	2.3	2.3	2.3	2.2
Avg. Stride Length [m]	6.7	7.8	7.7	7.7	7.5	7.2	6.8



[] Ranking at each section and finish
-:-:- No data available at this section
NA No data available

Horse/Jockey Name	LIFT THE BAR/Margaret Collett
Finish Rank	11
Fastest Section Time (Section)	0:11.16 (L1200)
Top Speed [km/h] (Section)	65.3 (Overall)
Race State	Finished



Thomas Farms Rc Murray Bridge-
Professional-2026-01-01

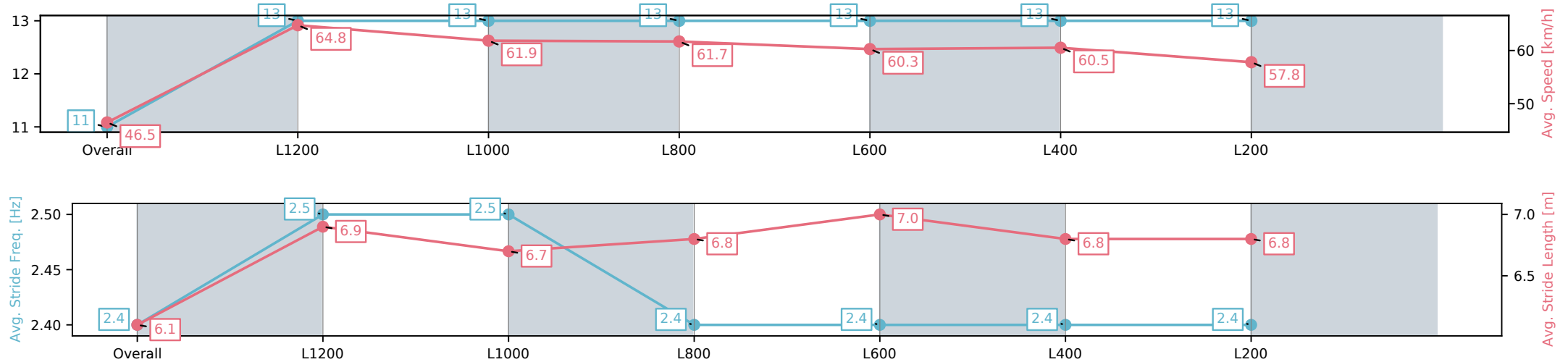
Race 7: Fred Vella Tyre & Crash Repair Benchmark 56
Handicap - 1400m

01 January 2026 - 5:23PM

Track Rating: Good 4, Weather: Fine, Rail Position: +7m 1200m
Chute, +10m Remainder



Section	Overall	L1200	L1000	L800	L600	L400	L200
Section Times	1:27.12[11] (0:15.50)	1:11.62[13] (0:11.16)	1:00.46[13] (0:11.89)	0:48.57[13] (0:11.97)	0:36.60[13] (0:12.21)	0:24.39[13] (0:11.91)	0:12.48[13] (0:12.48)
Average Speed [km/h]	46.5	64.8	61.9	61.7	60.3	60.5	57.8
Top Speed [km/h]	64.2	65.3	64.4	62.5	61.8	62.0	60.0
Avg. Dist. to Rail [m]	9.4	3.6	4.3	5.1	6.2	9.7	11.4
Avg. Stride Freq. [Hz]	2.4	2.5	2.5	2.4	2.4	2.4	2.4
Avg. Stride Length [m]	6.1	6.9	6.7	6.8	7.0	6.8	6.8



[] Ranking at each section and finish
-:-:- No data available at this section
NA No data available

Horse/Jockey Name	GALLOPING GURU/Matthew Chadwick
Finish Rank	12
Fastest Section Time (Section)	0:11.08 (L1200)
Top Speed [km/h] (Section)	67.2 (Overall)
Race State	Finished



Thomas Farms Rc Murray Bridge-
Professional-2026-01-01

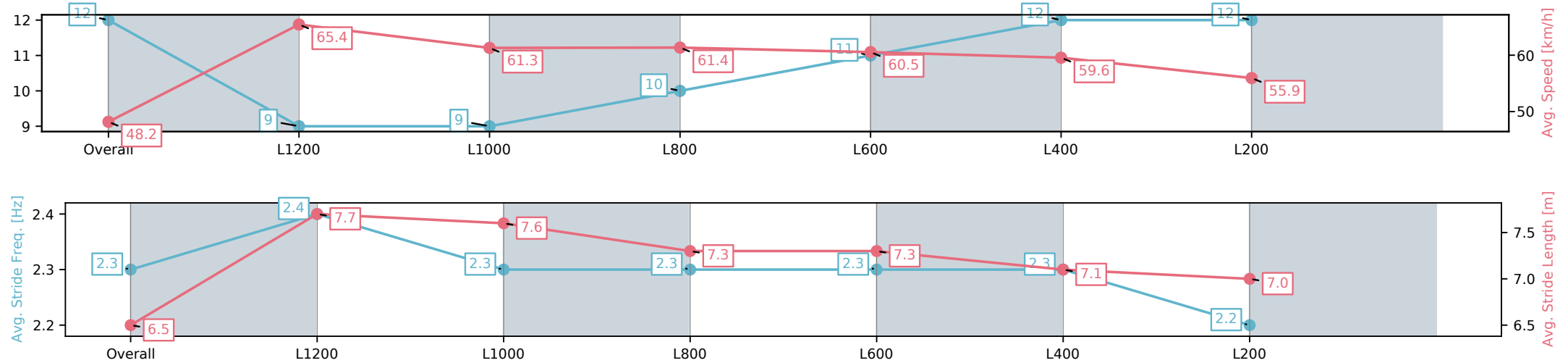
Race 7: Fred Vella Tyre & Crash Repair Benchmark 56
Handicap - 1400m

01 January 2026 - 5:23PM

Track Rating: Good 4, Weather: Fine, Rail Position: +7m 1200m
Chute, +10m Remainder



Section	Overall	L1200	L1000	L800	L600	L400	L200
Section Times	1:27.19[12] (0:14.92)	1:12.27[9] (0:11.08)	1:01.19[9] (0:12.04)	0:49.15[10] (0:12.00)	0:37.15[11] (0:12.19)	0:24.96[12] (0:12.12)	0:12.84[12] (0:12.84)
Average Speed [km/h]	48.2	65.4	61.3	61.4	60.5	59.6	55.9
Top Speed [km/h]	64.8	67.2	62.9	62.3	61.3	61.4	58.2
Avg. Dist. to Rail [m]	5.1	3.9	4.5	4.9	6.1	6.6	5.5
Avg. Stride Freq. [Hz]	2.3	2.4	2.3	2.3	2.3	2.3	2.2
Avg. Stride Length [m]	6.5	7.7	7.6	7.3	7.3	7.1	7.0



[] Ranking at each section and finish
-:-:- No data available at this section
NA No data available

Horse/Jockey Name	FRONTPOINT/Alyssa Webb
Finish Rank	13
Fastest Section Time (Section)	0:11.06 (L1200)
Top Speed [km/h] (Section)	66.8 (Overall)
Race State	Finished



Thomas Farms Rc Murray Bridge-
Professional-2026-01-01

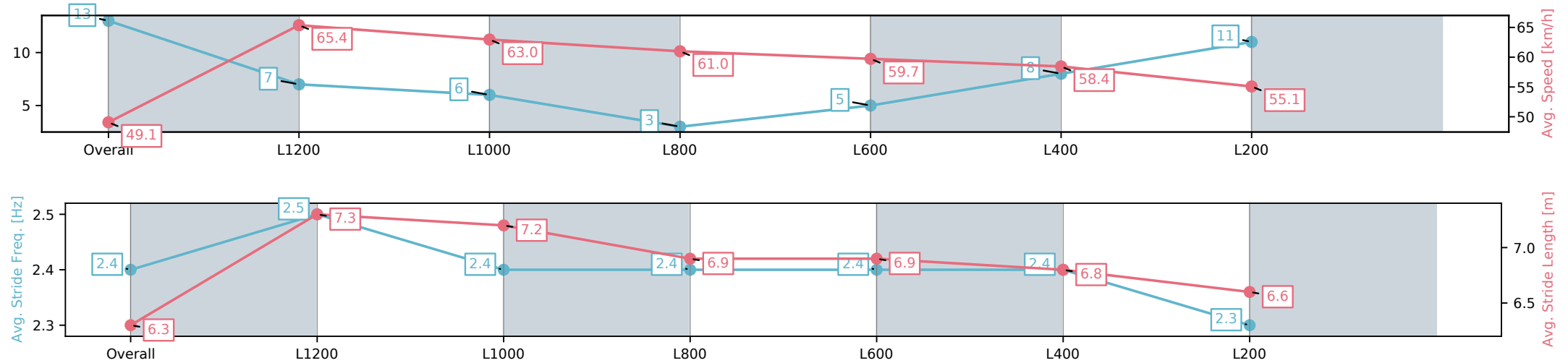
Race 7: Fred Vella Tyre & Crash Repair Benchmark 56
Handicap - 1400m

01 January 2026 - 5:23PM

Track Rating: Good 4, Weather: Fine, Rail Position: +7m 1200m
Chute, +10m Remainder



Section	Overall	L1200	L1000	L800	L600	L400	L200
Section Times	1:27.26[13] (0:14.70)	1:12.56[7] (0:11.06)	1:01.50[6] (0:11.68)	0:49.82[3] (0:12.07)	0:37.75[5] (0:12.35)	0:25.40[8] (0:12.34)	0:13.06[11] (0:13.06)
Average Speed [km/h]	49.1	65.4	63.0	61.0	59.7	58.4	55.1
Top Speed [km/h]	65.6	66.8	64.5	61.6	60.8	60.8	55.8
Avg. Dist. to Rail [m]	7.8	3.6	3.7	4.6	6.2	7.7	7.7
Avg. Stride Freq. [Hz]	2.4	2.5	2.4	2.4	2.4	2.4	2.3
Avg. Stride Length [m]	6.3	7.3	7.2	6.9	6.9	6.8	6.6



[] Ranking at each section and finish
-:-:- No data available at this section
NA No data available