



RACINGSA

Thomas Farms Rc Murray Bridge-Professional-2026-01-01

Race 6: Sportsbet Same Race Multi Rating 0 - 56 Handicap - 1200m

01 January 2026 - 4:43PM

Track Rating: Good 4, Weather: Fine, Rail Position: +7m 1200m Chute, +10m Remainder



Murray Bridge
Racing Club

Section

Field Times

							Overall	L1000	L800	L600	L400	L200		
							1:12.14 (0:14.07)	0:58.07 (0:11.25)	0:46.83 (0:11.43)	0:35.39 (0:11.57)	0:23.82 (0:11.81)	0:12.01 (0:12.01)		
Position	#	Horse/Jockey	Barrier	Top Speed [km/h]	Fastest Section	First 400m							Margin	Distance Travelled From Winner [m]
1	9	SHE'S TERNACIOUS	10	65.9	0:11.24	0:26.24	1:12.14	0:57.29 [12]	0:45.90 [12]	0:34.33 [12]	0:22.82 [12]	0:11.58 [10]	1:12.14	
		Connor Murtagh		800-600	400-200		(0:14.85)	(0:11.39)	(0:11.56)	(0:11.51)	(0:11.24)	(0:11.57)		
2	7	KISS AND KABOOM	3	65.2	0:11.40	0:25.84	1:12.30	0:57.86 [4]	0:46.46 [6]	0:35.06 [6]	0:23.51 [6]	0:12.09 [3]	1.08L	-5
		Teagan Voorham		1000-800	1000-800		(0:14.44)	(0:11.40)	(0:11.40)	(0:11.55)	(0:11.42)	(0:12.09)		
3	2	ALL SHOT	12	66.1	0:11.04	0:26.44	1:12.50	0:57.57 [13]	0:46.06 [14]	0:34.30 [14]	0:22.83 [13]	0:11.79 [11]	2.48L	-4
		Isaac Sit		600-400	400-200		(0:14.93)	(0:11.51)	(0:11.76)	(0:11.47)	(0:11.04)	(0:11.79)		
4	5	BOLTED IN	5	64.8	0:11.42	0:26.07	1:12.65	0:58.07 [7]	0:46.58 [10]	0:35.08 [9]	0:23.66 [9]	0:12.14 [9]	3.51L	-5
		Jessica Tzaferis		1000-800	600-400		(0:14.57)	(0:11.49)	(0:11.50)	(0:11.42)	(0:11.52)	(0:12.14)		
5	1	ROCKTAGON	2	64.8	0:11.28	0:25.72	1:12.83	0:58.39 [3]	0:47.11 [4]	0:35.65 [5]	0:24.18 [4]	0:12.43 [5]	4.73L	-7
		Alyssa Webb		1000-800	1000-800		(0:14.44)	(0:11.28)	(0:11.46)	(0:11.47)	(0:11.75)	(0:12.43)		
6	8	KNIGHT DANCER	14	65.6	0:11.21	0:26.31	1:12.84	0:57.81 [14]	0:46.53 [13]	0:34.96 [13]	0:23.13 [14]	0:11.92 [14]	4.79L	-1
		Alysha Warren		1200-1000	400-200		(0:15.03)	(0:11.28)	(0:11.56)	(0:11.83)	(0:11.21)	(0:11.92)		
7	11	LADY OF SAVOY	6	65.1	0:11.41	0:26.17	1:12.90	0:58.15 [9]	0:46.73 [11]	0:35.19 [11]	0:23.78 [10]	0:12.19 [11]	5.2L	-2
		Kayla Crowther		800-600	600-400		(0:14.75)	(0:11.42)	(0:11.54)	(0:11.41)	(0:11.59)	(0:12.19)		
8	4	HOTCH POTCH	4	65.0	0:11.35	0:26.01	1:12.92	0:58.27 [8]	0:46.91 [8]	0:35.42 [8]	0:24.07 [7]	0:12.51 [6]	5.36L	-7
		Alana Livesey		800-600	600-400		(0:14.65)	(0:11.36)	(0:11.49)	(0:11.35)	(0:11.56)	(0:12.51)		
9	10	EXALTED KATE	9	65.0	0:11.20	0:25.70	1:12.96	0:58.46 [5]	0:47.26 [3]	0:35.87 [3]	0:24.42 [3]	0:12.75 [2]	5.63L	-5
		Todd Pannell		1200-1000	1000-800		(0:14.50)	(0:11.20)	(0:11.39)	(0:11.45)	(0:11.67)	(0:12.75)		
10	3	ALPHA STREET	1	65.9	0:11.25	0:25.31	1:12.96	0:58.90 [1]	0:47.65 [1]	0:36.22 [1]	0:24.64 [1]	0:12.83 [1]	5.64L	-6
		Sophie Potter		1200-1000	1000-800		(0:14.06)	(0:11.25)	(0:11.43)	(0:11.57)	(0:11.81)	(0:12.83)		

Scratched: Brazano (#15), Lunarshot (#16), Alpine Joy (#17)

Report Created: Thu 01 January 2026 17:27:10 GMT+11 (Note: Timing is based on positional data)

Page 1/16

[] Position in running at each section and finish
-:-:- No data available at this section
NA No data available
█ Background shading for fastest section

Saddle cloth number
DNF Did not finish
DNT Did not track

data processed by  TRIPLESDATA



Thomas Farms Rc Murray Bridge-Professional-2026-01-01

Race 6: Sportsbet Same Race Multi Rating 0 - 56 Handicap - 1200m

01 January 2026 - 4:43PM

Track Rating: Good 4, Weather: Fine, Rail Position: +7m 1200m Chute, +10m Remainder



Section

Field Times

							Overall	L1000	L800	L600	L400	L200		
							1:12.14 (0:14.07)	0:58.07 (0:11.25)	0:46.83 (0:11.43)	0:35.39 (0:11.57)	0:23.82 (0:11.81)	0:12.01 (0:12.01)		
Position	#	Horse/Jockey	Barrier	Top Speed [km/h]	Fastest Section	First 400m							Margin	Distance Travelled From Winner [m]
11	13	SAMANTH	11	65.6	0:11.26	0:26.05	1:13.04	0:58.25 [10]	0:46.99 [9]	0:35.63 [7]	0:24.12 [8]	0:12.59 [8]	6.18L	-1
		Serg Lisnyy		1000-800	1000-800		(0:14.79)	(0:11.26)	(0:11.36)	(0:11.51)	(0:11.53)	(0:12.59)		
12	12	TOKYO ICE	13	68.1	0:11.03	0:25.83	1:13.06	0:58.26 [11]	0:47.23 [5]	0:35.88 [4]	0:24.28 [5]	0:12.64 [7]	6.33L	-2
		Sairyn Fawke		1200-1000	1000-800		(0:14.80)	(0:11.03)	(0:11.35)	(0:11.60)	(0:11.64)	(0:12.64)		
13	6	SIR PANAMA	7	65.1	0:11.46	0:25.97	1:13.14	0:58.63 [6]	0:47.17 [7]	0:35.54 [10]	0:23.83 [11]	0:12.30 [13]	6.82L	-4
		Tala Hutchinson		1200-1000	1000-800		(0:14.51)	(0:11.46)	(0:11.63)	(0:11.71)	(0:11.53)	(0:12.30)		
14	14	WADAANA	8	65.9	0:11.21	0:25.50	1:13.42	0:59.13 [2]	0:47.92 [2]	0:36.51 [2]	0:24.99 [2]	0:13.15 [4]	8.77L	-4
		Caitlin Jones		1200-1000	1000-800		(0:14.28)	(0:11.21)	(0:11.41)	(0:11.52)	(0:11.84)	(0:13.15)		

Scratched: Brazano (#15), Lunarshot (#16), Alpine Joy (#17)

Horse/Jockey Name	SHE'S TERNACIOUS/Connor Murtagh
Finish Rank	1
Fastest Section Time (Section)	0:11.24 (L400)
Top Speed [km/h] (Section)	65.9 (L800)
Race State	Finished



Thomas Farms Rc Murray Bridge-
Professional-2026-01-01

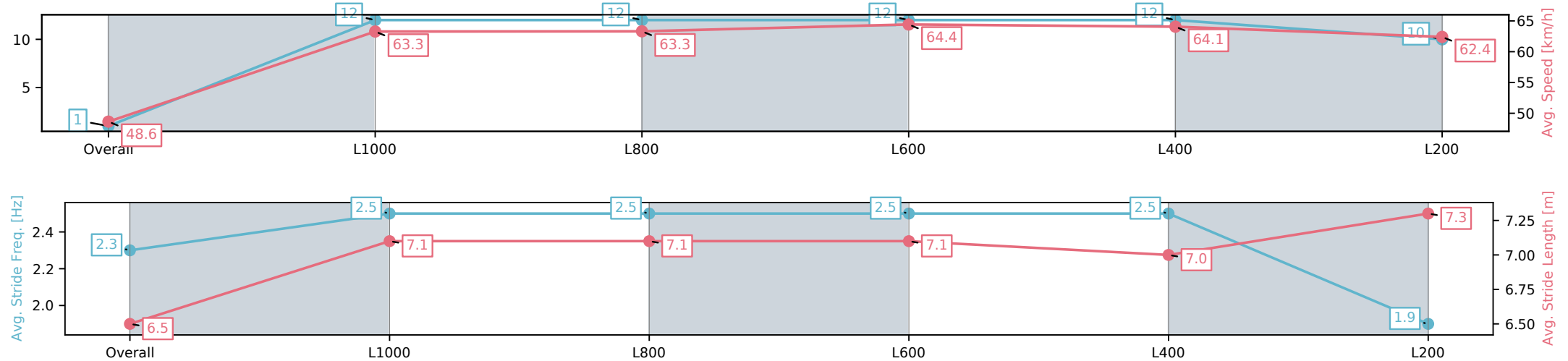
Race 6: Sportsbet Same Race Multi Rating 0 - 56 Handicap -
1200m

01 January 2026 - 4:43PM

Track Rating: Good 4, Weather: Fine, Rail Position: +7m 1200m
Chute, +10m Remainder



Section	Overall	L1000	L800	L600	L400	L200
Section Times	1:12.14[1] (0:14.85)	0:57.29[12] (0:11.39)	0:45.90[12] (0:11.56)	0:34.33[12] (0:11.51)	0:22.82[12] (0:11.24)	0:11.58[10] (0:11.57)
Average Speed [km/h]	48.6	63.3	63.3	64.4	64.1	62.4
Top Speed [km/h]	62.3	64.5	64.5	65.9	65.6	64.5
Avg. Dist. to Rail [m]	6.5	1.1	5.2	7.8	15.8	16.0
Avg. Stride Freq. [Hz]	2.3	2.5	2.5	2.5	2.5	1.9
Avg. Stride Length [m]	6.5	7.1	7.1	7.1	7.0	7.3



[] Ranking at each section and finish
-:-:- No data available at this section
NA No data available

Horse/Jockey Name	KISS AND KABOOM/Teagan Voorham
Finish Rank	2
Fastest Section Time (Section)	0:11.40 (L1000)
Top Speed [km/h] (Section)	65.2 (L1000)
Race State	Finished



Thomas Farms Rc Murray Bridge-
Professional-2026-01-01

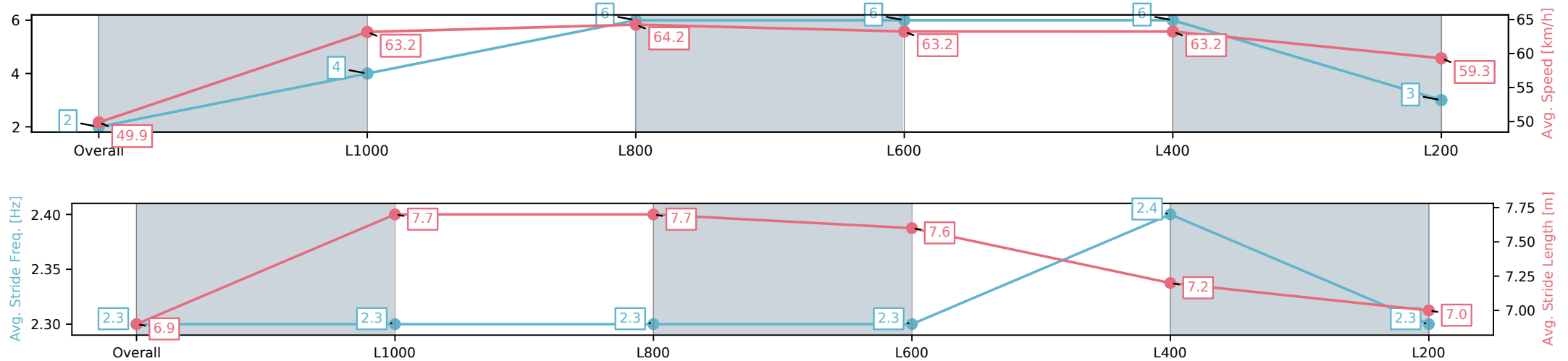
Race 6: Sportsbet Same Race Multi Rating 0 - 56 Handicap -
1200m

01 January 2026 - 4:43PM

Track Rating: Good 4, Weather: Fine, Rail Position: +7m 1200m
Chute, +10m Remainder



Section	Overall	L1000	L800	L600	L400	L200
Section Times	1:12.30[2] (0:14.44)	0:57.86[4] (0:11.40)	0:46.46[6] (0:11.40)	0:35.06[6] (0:11.55)	0:23.51[6] (0:11.42)	0:12.09[3] (0:12.09)
Average Speed [km/h]	49.9	63.2	64.2	63.2	63.2	59.3
Top Speed [km/h]	62.7	64.5	65.2	65.0	64.1	62.3
Avg. Dist. to Rail [m]	2.6	0.6	4.1	4.7	8.8	9.9
Avg. Stride Freq. [Hz]	2.3	2.3	2.3	2.3	2.4	2.3
Avg. Stride Length [m]	6.9	7.7	7.7	7.6	7.2	7.0



[] Ranking at each section and finish
-:-:- No data available at this section
NA No data available

Horse/Jockey Name	ALL SHOT/Isaac Sit
Finish Rank	3
Fastest Section Time (Section)	0:11.04 (L400)
Top Speed [km/h] (Section)	66.1 (L600)
Race State	Finished



Thomas Farms Rc Murray Bridge-
Professional-2026-01-01

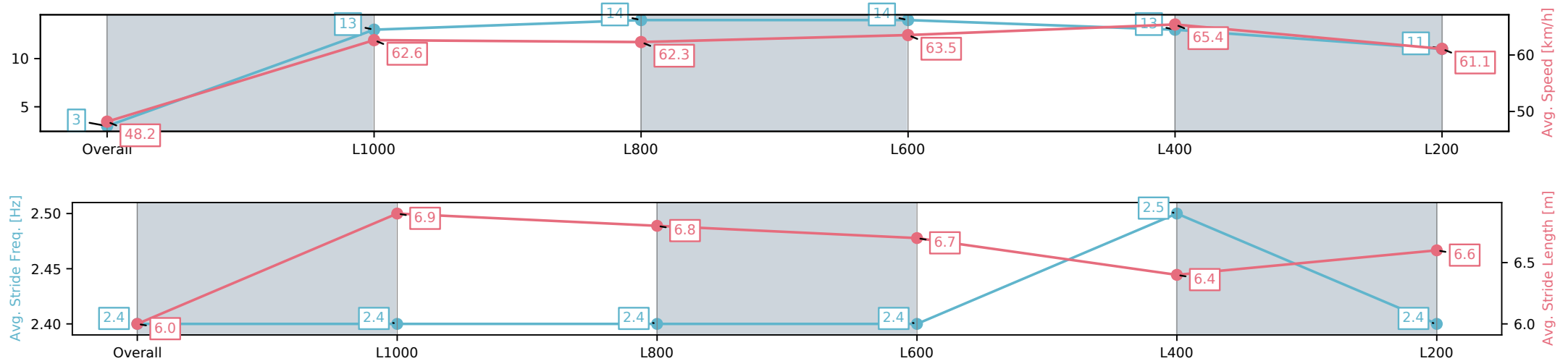
Race 6: Sportsbet Same Race Multi Rating 0 - 56 Handicap -
1200m

01 January 2026 - 4:43PM

Track Rating: Good 4, Weather: Fine, Rail Position: +7m 1200m
Chute, +10m Remainder



Section	Overall	L1000	L800	L600	L400	L200
Section Times	1:12.50[3] (0:14.93)	0:57.57[13] (0:11.51)	0:46.06[14] (0:11.76)	0:34.30[14] (0:11.47)	0:22.83[13] (0:11.04)	0:11.79[11] (0:11.79)
Average Speed [km/h]	48.2	62.6	62.3	63.5	65.4	61.1
Top Speed [km/h]	62.2	63.4	62.8	65.9	66.1	64.0
Avg. Dist. to Rail [m]	8.4	2.2	5.1	3.3	6.4	8.6
Avg. Stride Freq. [Hz]	2.4	2.4	2.4	2.4	2.5	2.4
Avg. Stride Length [m]	6.0	6.9	6.8	6.7	6.4	6.6



[] Ranking at each section and finish
-:-:- No data available at this section
NA No data available

Horse/Jockey Name	BOLTED IN/Jessica Tzaferis
Finish Rank	4
Fastest Section Time (Section)	0:11.42 (L600)
Top Speed [km/h] (Section)	64.8 (L1000)
Race State	Finished



Thomas Farms Rc Murray Bridge-
 Professional-2026-01-01

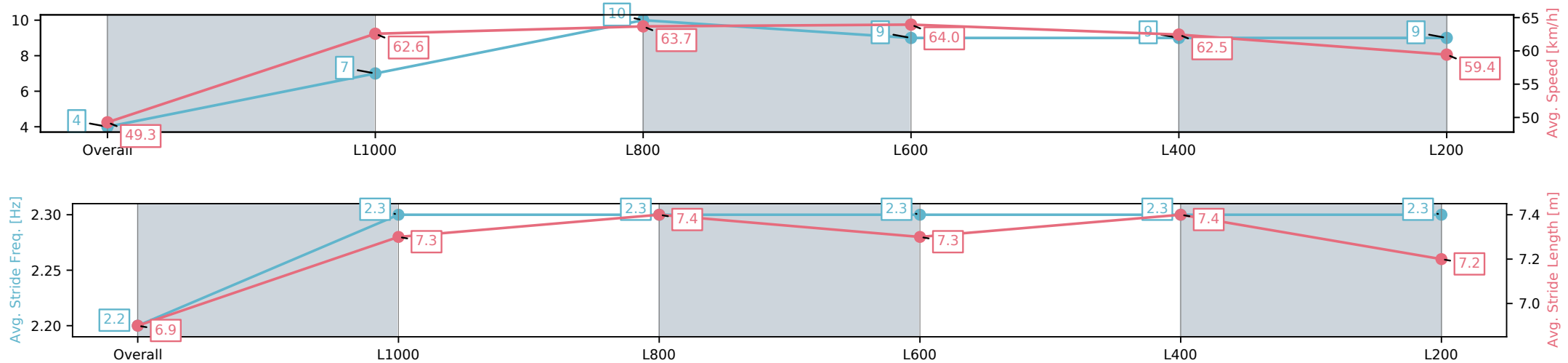
Race 6: Sportsbet Same Race Multi Rating 0 - 56 Handicap -
 1200m

01 January 2026 - 4:43PM

Track Rating: Good 4, Weather: Fine, Rail Position: +7m 1200m
 Chute, +10m Remainder



Section	Overall	L1000	L800	L600	L400	L200
Section Times	1:12.65[4] (0:14.57)	0:58.07[7] (0:11.49)	0:46.58[10] (0:11.50)	0:35.08[9] (0:11.42)	0:23.66[9] (0:11.52)	0:12.14[9] (0:12.14)
Average Speed [km/h]	49.3	62.6	63.7	64.0	62.5	59.4
Top Speed [km/h]	63.0	64.0	64.8	64.6	64.4	60.5
Avg. Dist. to Rail [m]	4.5	1.4	4.6	4.0	6.0	6.8
Avg. Stride Freq. [Hz]	2.2	2.3	2.3	2.3	2.3	2.3
Avg. Stride Length [m]	6.9	7.3	7.4	7.3	7.4	7.2



[] Ranking at each section and finish

-:-:- No data available at this section

NA No data available

Horse/Jockey Name	ROCKTAGON/Alyssa Webb
Finish Rank	5
Fastest Section Time (Section)	0:11.28 (L1000)
Top Speed [km/h] (Section)	64.8 (L1000)
Race State	Finished



Thomas Farms Rc Murray Bridge-
Professional-2026-01-01

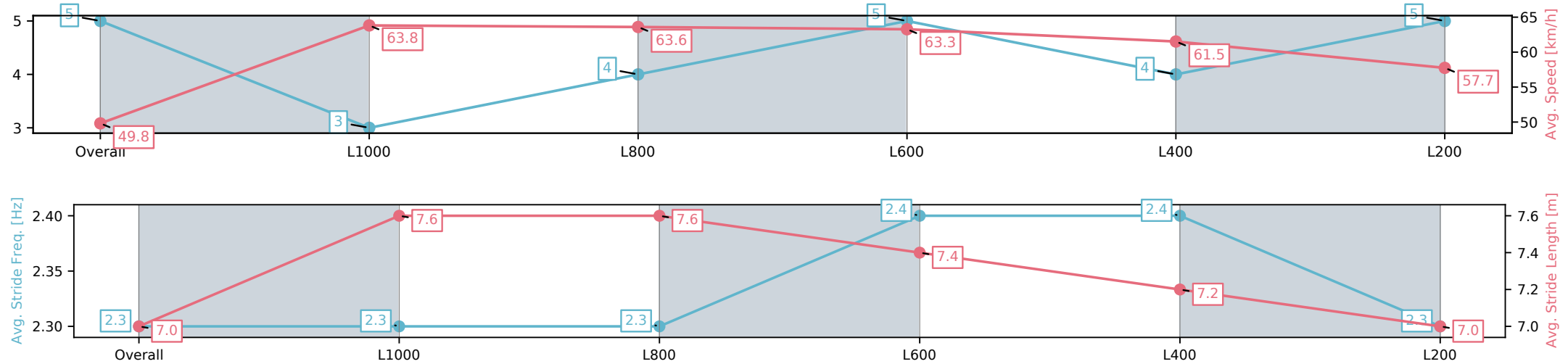
Race 6: Sportsbet Same Race Multi Rating 0 - 56 Handicap -
1200m

01 January 2026 - 4:43PM

Track Rating: Good 4, Weather: Fine, Rail Position: +7m 1200m
Chute, +10m Remainder



Section	Overall	L1000	L800	L600	L400	L200
Section Times	1:12.83[5] (0:14.44)	0:58.39[3] (0:11.28)	0:47.11[4] (0:11.46)	0:35.65[5] (0:11.47)	0:24.18[4] (0:11.75)	0:12.43[5] (0:12.43)
Average Speed [km/h]	49.8	63.8	63.6	63.3	61.5	57.7
Top Speed [km/h]	64.6	64.6	64.8	64.1	63.4	59.9
Avg. Dist. to Rail [m]	1.8	1.3	3.1	2.9	3.8	3.3
Avg. Stride Freq. [Hz]	2.3	2.3	2.3	2.4	2.4	2.3
Avg. Stride Length [m]	7.0	7.6	7.6	7.4	7.2	7.0



[] Ranking at each section and finish
-:-:- No data available at this section
NA No data available

Horse/Jockey Name	KNIGHT DANCER/Alysha Warren
Finish Rank	6
Fastest Section Time (Section)	0:11.21 (L400)
Top Speed [km/h] (Section)	65.6 (Overall)
Race State	Finished



Thomas Farms Rc Murray Bridge-
Professional-2026-01-01

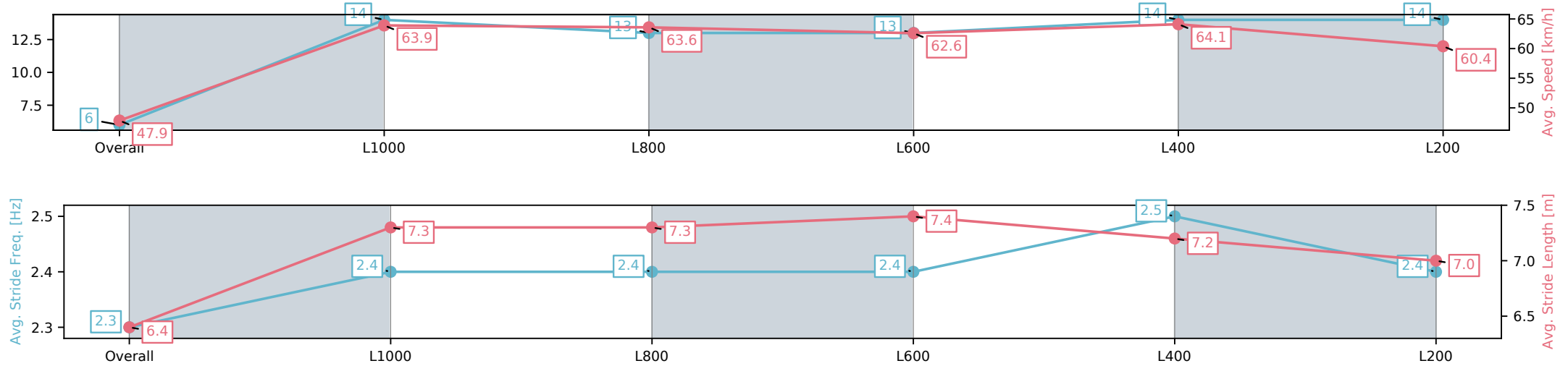
Race 6: Sportsbet Same Race Multi Rating 0 - 56 Handicap -
1200m

01 January 2026 - 4:43PM

Track Rating: Good 4, Weather: Fine, Rail Position: +7m 1200m
Chute, +10m Remainder



Section	Overall	L1000	L800	L600	L400	L200
Section Times	1:12.84[6] (0:15.03)	0:57.81[14] (0:11.28)	0:46.53[13] (0:11.56)	0:34.96[13] (0:11.83)	0:23.13[14] (0:11.21)	0:11.92[14] (0:11.92)
Average Speed [km/h]	47.9	63.9	63.6	62.6	64.1	60.4
Top Speed [km/h]	61.1	65.6	64.5	64.1	65.0	62.9
Avg. Dist. to Rail [m]	10.4	3.2	6.0	7.1	12.8	15.8
Avg. Stride Freq. [Hz]	2.3	2.4	2.4	2.4	2.5	2.4
Avg. Stride Length [m]	6.4	7.3	7.3	7.4	7.2	7.0



[] Ranking at each section and finish
-:-:- No data available at this section
NA No data available

Horse/Jockey Name	LADY OF SAVOY/Kayla Crowther
Finish Rank	7
Fastest Section Time (Section)	0:11.41 (L600)
Top Speed [km/h] (Section)	65.1 (L800)
Race State	Finished



Thomas Farms Rc Murray Bridge-
Professional-2026-01-01

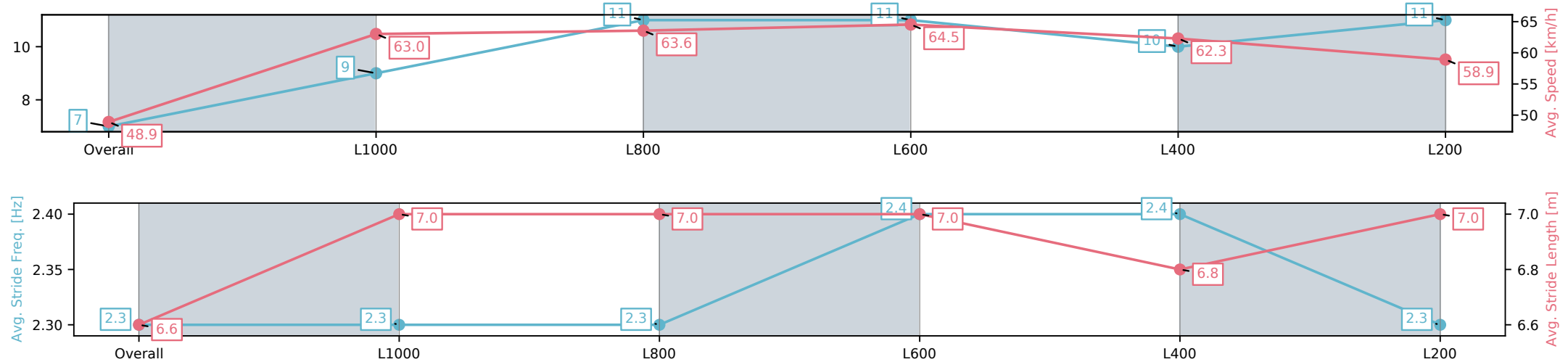
Race 6: Sportsbet Same Race Multi Rating 0 - 56 Handicap -
1200m

01 January 2026 - 4:43PM

Track Rating: Good 4, Weather: Fine, Rail Position: +7m 1200m
Chute, +10m Remainder



Section	Overall	L1000	L800	L600	L400	L200
Section Times	1:12.90[7] (0:14.75)	0:58.15[9] (0:11.42)	0:46.73[11] (0:11.54)	0:35.19[11] (0:11.41)	0:23.78[10] (0:11.59)	0:12.19[11] (0:12.19)
Average Speed [km/h]	48.9	63.0	63.6	64.5	62.3	58.9
Top Speed [km/h]	61.8	64.1	65.0	65.1	64.6	60.5
Avg. Dist. to Rail [m]	4.7	1.9	5.6	5.7	10.2	12.2
Avg. Stride Freq. [Hz]	2.3	2.3	2.3	2.4	2.4	2.3
Avg. Stride Length [m]	6.6	7.0	7.0	7.0	6.8	7.0



[] Ranking at each section and finish
-:-:- No data available at this section
NA No data available

Horse/Jockey Name	HOTCH POTCH/Alana Livesey
Finish Rank	8
Fastest Section Time (Section)	0:11.35 (L600)
Top Speed [km/h] (Section)	65.0 (L800)
Race State	Finished



Thomas Farms Rc Murray Bridge-
Professional-2026-01-01

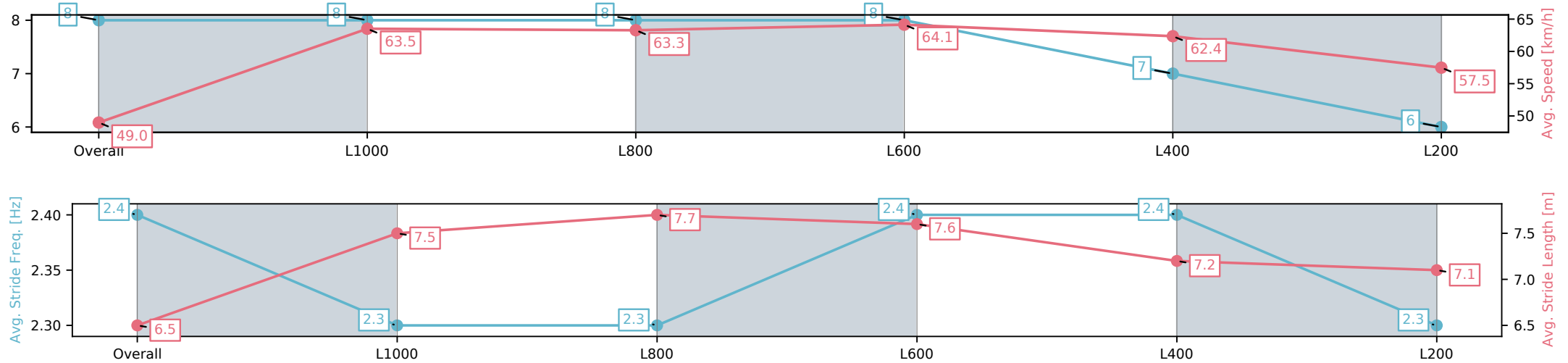
Race 6: Sportsbet Same Race Multi Rating 0 - 56 Handicap -
1200m

01 January 2026 - 4:43PM

Track Rating: Good 4, Weather: Fine, Rail Position: +7m 1200m
Chute, +10m Remainder



Section	Overall	L1000	L800	L600	L400	L200
Section Times	1:12.92[8] (0:14.65)	0:58.27[8] (0:11.36)	0:46.91[8] (0:11.49)	0:35.42[8] (0:11.35)	0:24.07[7] (0:11.56)	0:12.51[6] (0:12.51)
Average Speed [km/h]	49.0	63.5	63.3	64.1	62.4	57.5
Top Speed [km/h]	63.4	64.5	64.5	65.0	64.7	60.0
Avg. Dist. to Rail [m]	2.9	1.2	3.2	2.8	4.9	4.7
Avg. Stride Freq. [Hz]	2.4	2.3	2.3	2.4	2.4	2.3
Avg. Stride Length [m]	6.5	7.5	7.7	7.6	7.2	7.1



[] Ranking at each section and finish
-:-:- No data available at this section
NA No data available

Horse/Jockey Name	EXALTED KATE/Todd Pannell
Finish Rank	9
Fastest Section Time (Section)	0:11.20 (L1000)
Top Speed [km/h] (Section)	65.0 (Overall)
Race State	Finished



Thomas Farms Rc Murray Bridge-
Professional-2026-01-01

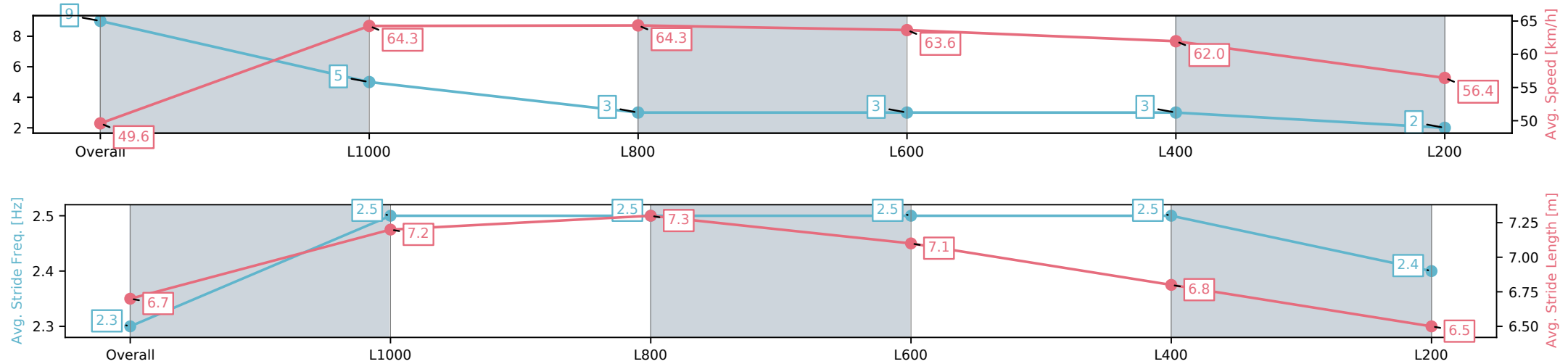
Race 6: Sportsbet Same Race Multi Rating 0 - 56 Handicap -
1200m

01 January 2026 - 4:43PM

Track Rating: Good 4, Weather: Fine, Rail Position: +7m 1200m
Chute, +10m Remainder



Section	Overall	L1000	L800	L600	L400	L200
Section Times	1:12.96[9] (0:14.50)	0:58.46[5] (0:11.20)	0:47.26[3] (0:11.39)	0:35.87[3] (0:11.45)	0:24.42[3] (0:11.67)	0:12.75[2] (0:12.75)
Average Speed [km/h]	49.6	64.3	64.3	63.6	62.0	56.4
Top Speed [km/h]	63.7	65.0	64.9	64.9	64.5	58.4
Avg. Dist. to Rail [m]	6.9	1.9	5.1	3.8	6.1	6.8
Avg. Stride Freq. [Hz]	2.3	2.5	2.5	2.5	2.5	2.4
Avg. Stride Length [m]	6.7	7.2	7.3	7.1	6.8	6.5



[] Ranking at each section and finish
-:-:- No data available at this section
NA No data available

Horse/Jockey Name	ALPHA STREET/Sophie Potter
Finish Rank	10
Fastest Section Time (Section)	0:11.25 (L1000)
Top Speed [km/h] (Section)	65.9 (Overall)
Race State	Finished



Thomas Farms Rc Murray Bridge-
Professional-2026-01-01

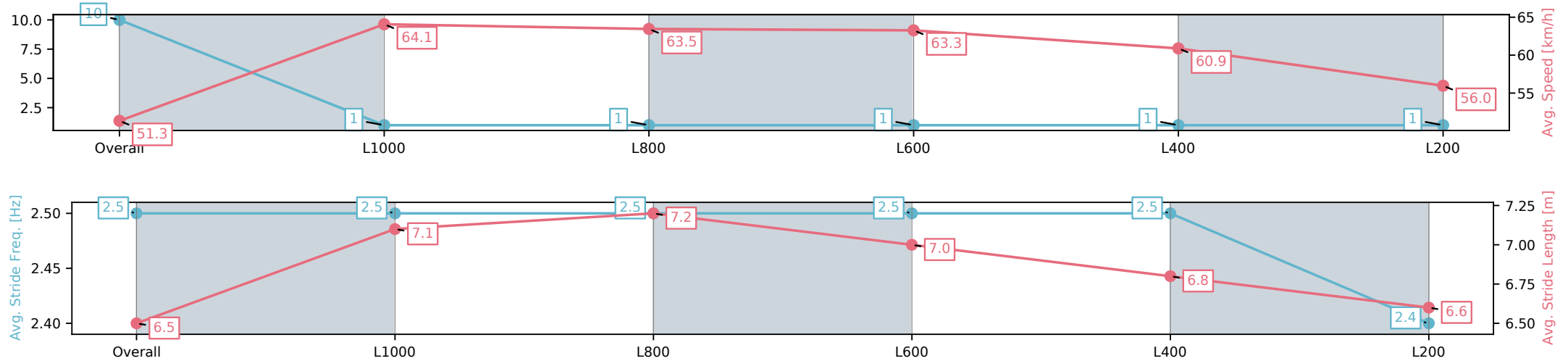
Race 6: Sportsbet Same Race Multi Rating 0 - 56 Handicap -
1200m

01 January 2026 - 4:43PM

Track Rating: Good 4, Weather: Fine, Rail Position: +7m 1200m
Chute, +10m Remainder



Section	Overall	L1000	L800	L600	L400	L200
Section Times	1:12.96[10] (0:14.06)	0:58.90[1] (0:11.25)	0:47.65[1] (0:11.43)	0:36.22[1] (0:11.57)	0:24.64[1] (0:11.81)	0:12.83[1] (0:12.83)
Average Speed [km/h]	51.3	64.1	63.5	63.3	60.9	56.0
Top Speed [km/h]	63.0	65.9	64.6	63.9	63.8	58.2
Avg. Dist. to Rail [m]	1.3	2.1	3.3	3.2	4.5	5.5
Avg. Stride Freq. [Hz]	2.5	2.5	2.5	2.5	2.5	2.4
Avg. Stride Length [m]	6.5	7.1	7.2	7.0	6.8	6.6



Horse/Jockey Name	SAMANTH/Serg Lisnyy
Finish Rank	11
Fastest Section Time (Section)	0:11.26 (L1000)
Top Speed [km/h] (Section)	65.6 (L1000)
Race State	Finished



Thomas Farms Rc Murray Bridge-
Professional-2026-01-01

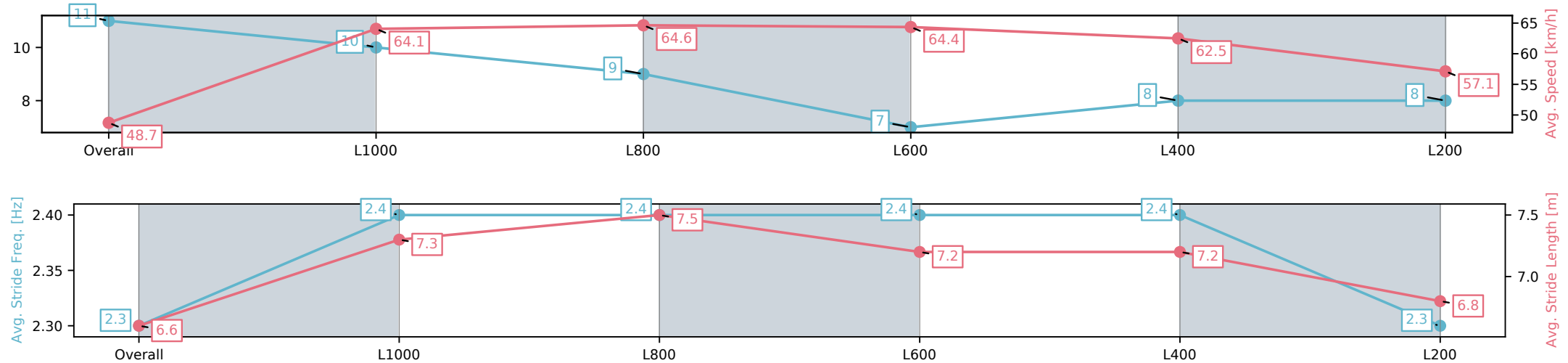
Race 6: Sportsbet Same Race Multi Rating 0 - 56 Handicap -
1200m

01 January 2026 - 4:43PM

Track Rating: Good 4, Weather: Fine, Rail Position: +7m 1200m
Chute, +10m Remainder



Section	Overall	L1000	L800	L600	L400	L200
Section Times	1:13.04[11] (0:14.79)	0:58.25[10] (0:11.26)	0:46.99[9] (0:11.36)	0:35.63[7] (0:11.51)	0:24.12[8] (0:11.53)	0:12.59[8] (0:12.59)
Average Speed [km/h]	48.7	64.1	64.6	64.4	62.5	57.1
Top Speed [km/h]	62.5	65.5	65.6	65.2	65.2	60.2
Avg. Dist. to Rail [m]	8.0	2.0	5.7	7.2	11.3	11.3
Avg. Stride Freq. [Hz]	2.3	2.4	2.4	2.4	2.4	2.3
Avg. Stride Length [m]	6.6	7.3	7.5	7.2	7.2	6.8



[] Ranking at each section and finish
-:-:- No data available at this section
NA No data available

Horse/Jockey Name	TOKYO ICE/Sairyn Fawke
Finish Rank	12
Fastest Section Time (Section)	0:11.03 (L1000)
Top Speed [km/h] (Section)	68.1 (Overall)
Race State	Finished



Thomas Farms Rc Murray Bridge-
Professional-2026-01-01

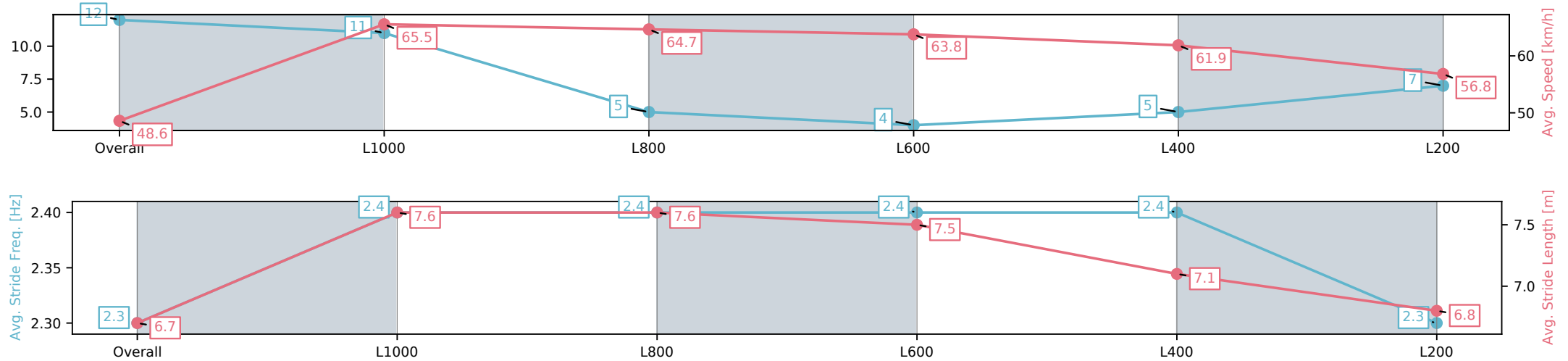
Race 6: Sportsbet Same Race Multi Rating 0 - 56 Handicap -
1200m

01 January 2026 - 4:43PM

Track Rating: Good 4, Weather: Fine, Rail Position: +7m 1200m
Chute, +10m Remainder



Section	Overall	L1000	L800	L600	L400	L200
Section Times	1:13.06[12] (0:14.80)	0:58.26[11] (0:11.03)	0:47.23[5] (0:11.35)	0:35.88[4] (0:11.60)	0:24.28[5] (0:11.64)	0:12.64[7] (0:12.64)
Average Speed [km/h]	48.6	65.5	64.7	63.8	61.9	56.8
Top Speed [km/h]	62.0	68.1	66.1	64.7	63.2	61.0
Avg. Dist. to Rail [m]	9.4	3.6	6.3	6.5	9.4	10.0
Avg. Stride Freq. [Hz]	2.3	2.4	2.4	2.4	2.4	2.3
Avg. Stride Length [m]	6.7	7.6	7.6	7.5	7.1	6.8



[] Ranking at each section and finish
-:-:- No data available at this section
NA No data available

Horse/Jockey Name	SIR PANAMA/Tala Hutchinson
Finish Rank	13
Fastest Section Time (Section)	0:11.46 (L1000)
Top Speed [km/h] (Section)	65.1 (Overall)
Race State	Finished



Thomas Farms Rc Murray Bridge-
Professional-2026-01-01

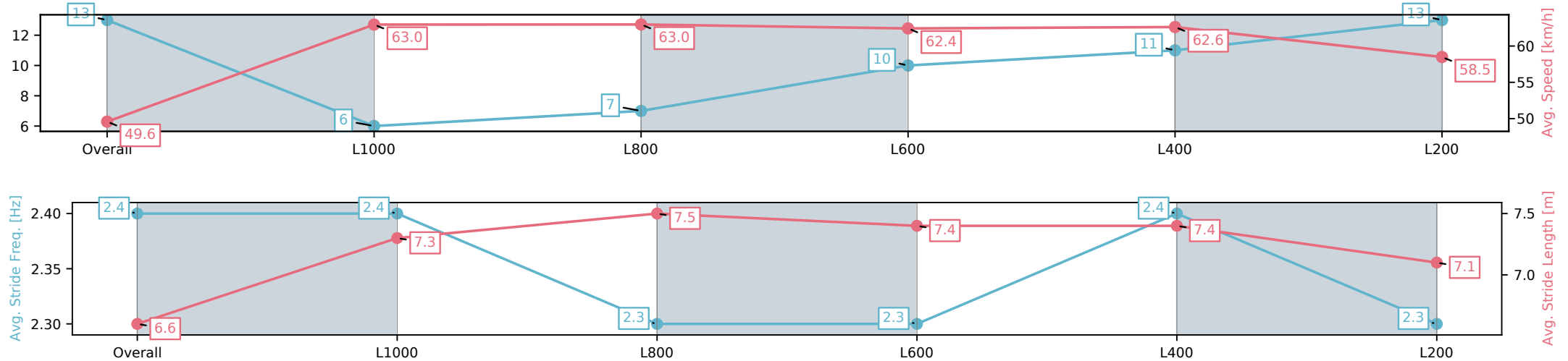
Race 6: Sportsbet Same Race Multi Rating 0 - 56 Handicap -
1200m

01 January 2026 - 4:43PM

Track Rating: Good 4, Weather: Fine, Rail Position: +7m 1200m
Chute, +10m Remainder



Section	Overall	L1000	L800	L600	L400	L200
Section Times	1:13.14[13] (0:14.51)	0:58.63[6] (0:11.46)	0:47.17[7] (0:11.63)	0:35.54[10] (0:11.71)	0:23.83[11] (0:11.53)	0:12.30[13] (0:12.30)
Average Speed [km/h]	49.6	63.0	63.0	62.4	62.6	58.5
Top Speed [km/h]	62.3	65.1	65.0	63.5	64.0	61.1
Avg. Dist. to Rail [m]	5.3	2.1	5.1	4.4	3.7	4.1
Avg. Stride Freq. [Hz]	2.4	2.4	2.3	2.3	2.4	2.3
Avg. Stride Length [m]	6.6	7.3	7.5	7.4	7.4	7.1



[] Ranking at each section and finish
-:-:- No data available at this section
NA No data available

Horse/Jockey Name	WADAANA/Caitlin Jones
Finish Rank	14
Fastest Section Time (Section)	0:11.21 (L1000)
Top Speed [km/h] (Section)	65.9 (Overall)
Race State	Finished



Thomas Farms Rc Murray Bridge-
Professional-2026-01-01

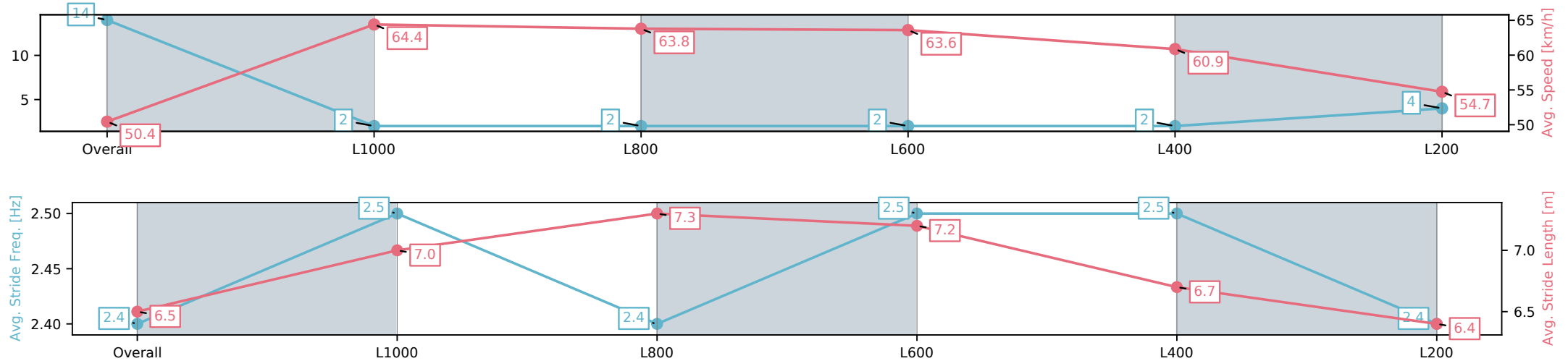
Race 6: Sportsbet Same Race Multi Rating 0 - 56 Handicap -
1200m

01 January 2026 - 4:43PM

Track Rating: Good 4, Weather: Fine, Rail Position: +7m 1200m
Chute, +10m Remainder



Section	Overall	L1000	L800	L600	L400	L200
Section Times	1:13.42[14] (0:14.28)	0:59.13[2] (0:11.21)	0:47.92[2] (0:11.41)	0:36.51[2] (0:11.52)	0:24.99[2] (0:11.84)	0:13.15[4] (0:13.15)
Average Speed [km/h]	50.4	64.4	63.8	63.6	60.9	54.7
Top Speed [km/h]	63.4	65.9	64.9	64.4	63.9	58.2
Avg. Dist. to Rail [m]	6.8	0.9	4.2	4.5	6.1	6.3
Avg. Stride Freq. [Hz]	2.4	2.5	2.4	2.5	2.5	2.4
Avg. Stride Length [m]	6.5	7.0	7.3	7.2	6.7	6.4



[] Ranking at each section and finish
-:-:- No data available at this section
NA No data available