



Thomas Farms Rc Murray Bridge-Professional-2026-01-01

Race 5: Thomas Farms Benchmark 56 Handicap - 900m

01 January 2026 - 4:02PM

Track Rating: Good 4, Weather: Fine, Rail Position: +7m 1200m Chute, +10m Remainder



Section Field Times

Overall
0:52.59
(0:08.07)

L800
0:44.52
(0:10.51)

L600
0:34.00
(0:10.89)

L400
0:23.12
(0:11.05)

L200
0:12.07
(0:12.07)

Position	#	Horse/Jockey	Barrier	Top Speed [km/h]	Fastest Section	First 400m	Overall	L800	L600	L400	L200	Margin	Distance Travelled From Winner [m]
1	10	EFFUSIV Caitlin Jones	8	70.6 1000-800	0:10.50 800-600	0:24.00	0:52.59 (0:08.08)	0:44.51 [2] (0:10.50)	0:34.01 [1] (0:10.89)	0:23.12 [1] (0:11.05)	0:12.07 [1] (0:12.07)	0:52.59	
2	4	ECLAIR VITALITY Connor Murtagh	4	69.7 1000-800	0:10.59 800-600	0:24.68	0:52.78 (0:08.68)	0:44.10 [11] (0:10.59)	0:33.51 [7] (0:10.78)	0:22.73 [6] (0:10.99)	0:11.74 [5] (0:11.74)	1.3L	+1
3	9	AZTEC DANCER Teagan Voorham	9	69.6 1000-800	0:10.72 400-200	0:25.09	0:52.95 (0:08.73)	0:44.22 [12] (0:10.91)	0:33.31 [12] (0:10.83)	0:22.48 [12] (0:10.72)	0:11.76 [7] (0:11.76)	2.5L	+5
4	7	NADEGE Rochelle Milnes	6	68.6 1000-800	0:10.88 400-200	0:24.97	0:53.01 (0:08.51)	0:44.50 [8] (0:10.91)	0:33.59 [10] (0:10.94)	0:22.65 [11] (0:10.88)	0:11.77 [9] (0:11.77)	2.91L	+4
5	12	OCTAVIAN TREASURE Todd Pannell	5	69.8 1000-800	0:10.77 800-600	0:24.40	0:53.05 (0:08.19)	0:44.86 [3] (0:10.77)	0:34.09 [3] (0:10.85)	0:23.24 [3] (0:11.10)	0:12.14 [3] (0:12.14)	3.16L	+2
6	2	IN LOVE Alysha Warren	10	69.4 1000-800	0:10.70 800-600	0:24.24	0:53.06 (0:08.07)	0:44.99 [1] (0:10.70)	0:34.29 [2] (0:10.84)	0:23.45 [2] (0:11.21)	0:12.24 [2] (0:12.24)	3.23L	+1
7	11	RICH LADY Kayla Crowther	2	68.7 1000-800	0:10.73 800-600	0:24.73	0:53.11 (0:08.57)	0:44.53 [10] (0:10.73)	0:33.80 [8] (0:10.76)	0:23.04 [7] (0:11.05)	0:11.99 [6] (0:11.99)	3.57L	-1
8	5	TANNA Alyssa Webb	12	69.8 800-600	0:10.75 800-600	0:24.43	0:53.24 (0:08.25)	0:44.99 [4] (0:10.75)	0:34.24 [4] (0:10.83)	0:23.41 [4] (0:11.16)	0:12.25 [4] (0:12.25)	4.44L	+5
9	8	THE PLASTICS Isaac Sit	7	69.7 1000-800	0:10.83 800-600	0:24.69	0:53.27 (0:08.43)	0:44.84 [6] (0:10.83)	0:34.01 [6] (0:10.96)	0:23.05 [8] (0:11.16)	0:11.89 [11] (0:11.89)	4.66L	+4
10	1	KATIM'S CLUB Sophie Potter	11	68.8 1000-800	0:10.86 600-400	0:24.86	0:53.27 (0:08.46)	0:44.81 [7] (0:10.96)	0:33.85 [9] (0:10.86)	0:22.99 [9] (0:11.00)	0:11.99 [10] (0:11.99)	4.67L	+6

Scratched: Deficit (#13), Crimosa (#14)

Report Created: Thu 01 January 2026 16:54:51 GMT+11 (Note: Timing is based on positional data)

Page 1/14

[] Position in running at each section and finish
-:-:- No data available at this section
NA No data available
Background shading for fastest section

Saddle cloth number
DNF Did not finish
DNT Did not track

data processed by TRIPLESDATA



Thomas Farms Rc Murray Bridge-Professional-2026-01-01

Race 5: Thomas Farms Benchmark 56 Handicap - 900m

01 January 2026 - 4:02PM

Track Rating: Good 4, Weather: Fine, Rail Position: +7m 1200m Chute, +10m Remainder



Section

Field Times

Overall	L800	L600	L400	L200
0:52.59	0:44.52	0:34.00	0:23.12	0:12.07
(0:08.07)	(0:10.51)	(0:10.89)	(0:11.05)	(0:12.07)

Position	#	Horse/Jockey	Barrier	Top Speed [km/h]	Fastest Section	First 400m							Margin	Distance Travelled From Winner [m]
11	6	KALOSYNI	3	68.6	0:10.86	0:24.86	0:53.45	0:44.88 [9]	0:33.97 [11]	0:23.11 [10]	0:12.05 [12]		5.9L	-1
		Ben Price		1000-800	600-400		(0:08.56)	(0:10.91)	(0:10.86)	(0:11.06)	(0:12.05)			
12	3	HERE COMES HOGAN	1	69.4	0:10.70	0:24.51	0:53.70	0:45.29 [5]	0:34.59 [5]	0:23.79 [5]	0:12.48 [8]		7.62L	-1
		Polly Brewster		1000-800	800-600		(0:08.41)	(0:10.70)	(0:10.80)	(0:11.31)	(0:12.48)			

Scratched: Deficit (#13), Crimosa (#14)

Horse/Jockey Name	EFFUSIV/Caitlin Jones
Finish Rank	1
Fastest Section Time (Section)	0:10.50 (L800)
Top Speed [km/h] (Section)	70.6 (Overall)
Race State	Finished



Thomas Farms Rc Murray Bridge-
Professional-2026-01-01

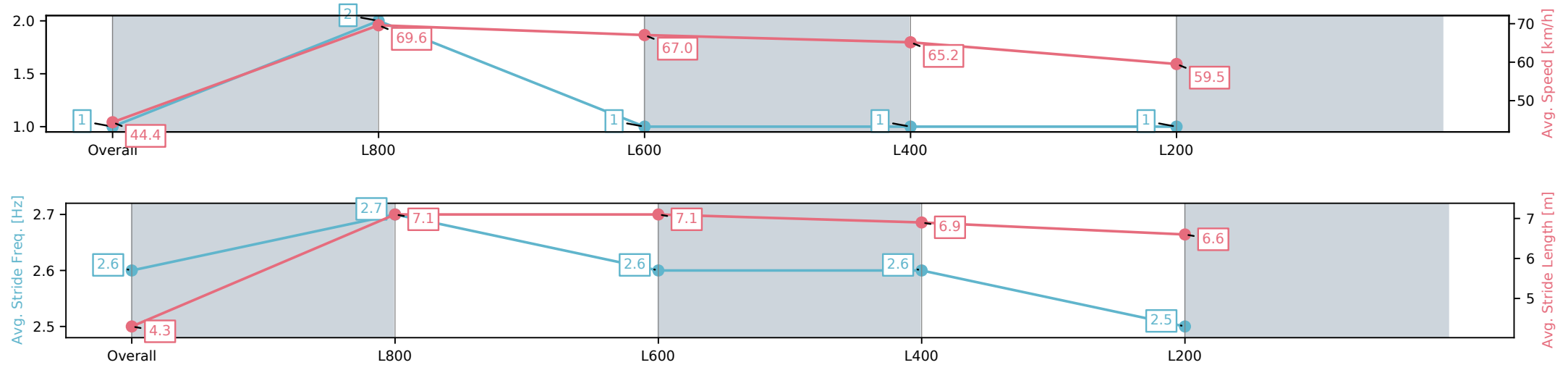
Race 5: Thomas Farms Benchmark 56 Handicap - 900m

01 January 2026 - 4:02PM

Track Rating: Good 4, Weather: Fine, Rail Position: +7m 1200m
Chute, +10m Remainder



Section	Overall	L800	L600	L400	L200
Section Times	0:52.59[1] (0:08.08)	0:44.51[2] (0:10.50)	0:34.01[1] (0:10.89)	0:23.12[1] (0:11.05)	0:12.07[1] (0:12.07)
Average Speed [km/h]	44.4	69.6	67.0	65.2	59.5
Top Speed [km/h]	66.2	70.6	68.9	66.8	63.4
Avg. Dist. to Rail [m]	6.2	5.2	3.3	4.2	3.5
Avg. Stride Freq. [Hz]	2.6	2.7	2.6	2.6	2.5
Avg. Stride Length [m]	4.3	7.1	7.1	6.9	6.6



[] Ranking at each section and finish
-:-:- No data available at this section
NA No data available

Horse/Jockey Name	ECLAIR VITALITY/Connor Murtagh
Finish Rank	2
Fastest Section Time (Section)	0:10.59 (L800)
Top Speed [km/h] (Section)	69.7 (Overall)
Race State	Finished



Thomas Farms Rc Murray Bridge-
Professional-2026-01-01

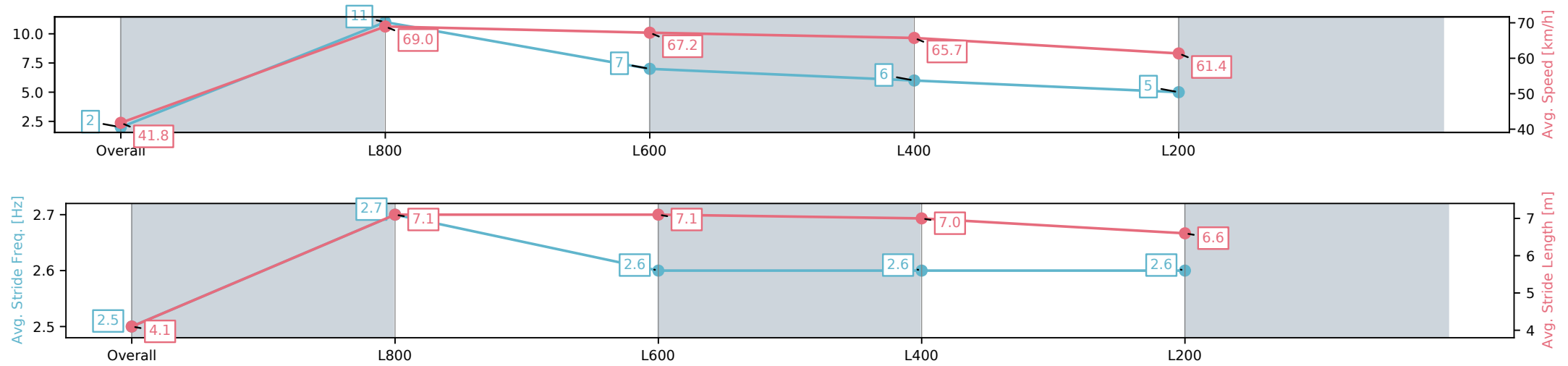
Race 5: Thomas Farms Benchmark 56 Handicap - 900m

01 January 2026 - 4:02PM

Track Rating: Good 4, Weather: Fine, Rail Position: +7m 1200m
Chute, +10m Remainder



Section	Overall	L800	L600	L400	L200
Section Times	0:52.78[2] (0:08.68)	0:44.10[11] (0:10.59)	0:33.51[7] (0:10.78)	0:22.73[6] (0:10.99)	0:11.74[5] (0:11.74)
Average Speed [km/h]	41.8	69.0	67.2	65.7	61.4
Top Speed [km/h]	66.0	69.7	68.5	67.6	64.1
Avg. Dist. to Rail [m]	3.1	5.2	2.4	6.2	8.2
Avg. Stride Freq. [Hz]	2.5	2.7	2.6	2.6	2.6
Avg. Stride Length [m]	4.1	7.1	7.1	7.0	6.6



[] Ranking at each section and finish
-:-:- No data available at this section
NA No data available

Horse/Jockey Name	AZTEC DANCER/Teagan Voorham
Finish Rank	3
Fastest Section Time (Section)	0:10.72 (L400)
Top Speed [km/h] (Section)	69.6 (Overall)
Race State	Finished



Thomas Farms Rc Murray Bridge-
Professional-2026-01-01

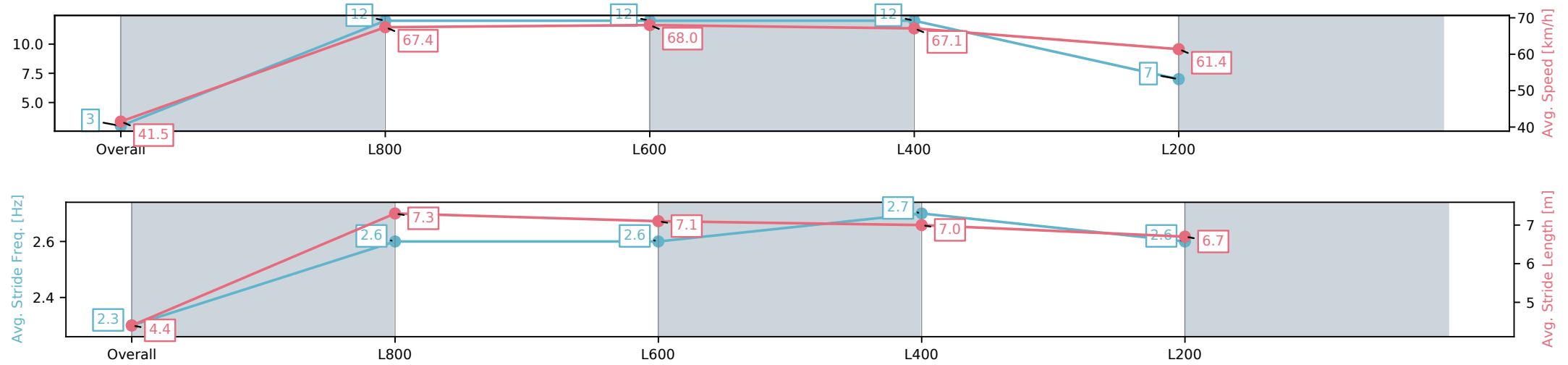
Race 5: Thomas Farms Benchmark 56 Handicap - 900m

01 January 2026 - 4:02PM

Track Rating: Good 4, Weather: Fine, Rail Position: +7m 1200m
Chute, +10m Remainder



Section	Overall	L800	L600	L400	L200
Section Times	0:52.95[3] (0:08.73)	0:44.22[12] (0:10.91)	0:33.31[12] (0:10.83)	0:22.48[12] (0:10.72)	0:11.76[7] (0:11.76)
Average Speed [km/h]	41.5	67.4	68.0	67.1	61.4
Top Speed [km/h]	62.5	69.6	69.3	68.9	65.2
Avg. Dist. to Rail [m]	6.4	7.3	5.8	10.0	10.3
Avg. Stride Freq. [Hz]	2.3	2.6	2.6	2.7	2.6
Avg. Stride Length [m]	4.4	7.3	7.1	7.0	6.7



[] Ranking at each section and finish
-:-:- No data available at this section
NA No data available

Horse/Jockey Name	NADEGE/Rochelle Milnes
Finish Rank	4
Fastest Section Time (Section)	0:10.88 (L400)
Top Speed [km/h] (Section)	68.6 (Overall)
Race State	Finished



Thomas Farms Rc Murray Bridge-
Professional-2026-01-01

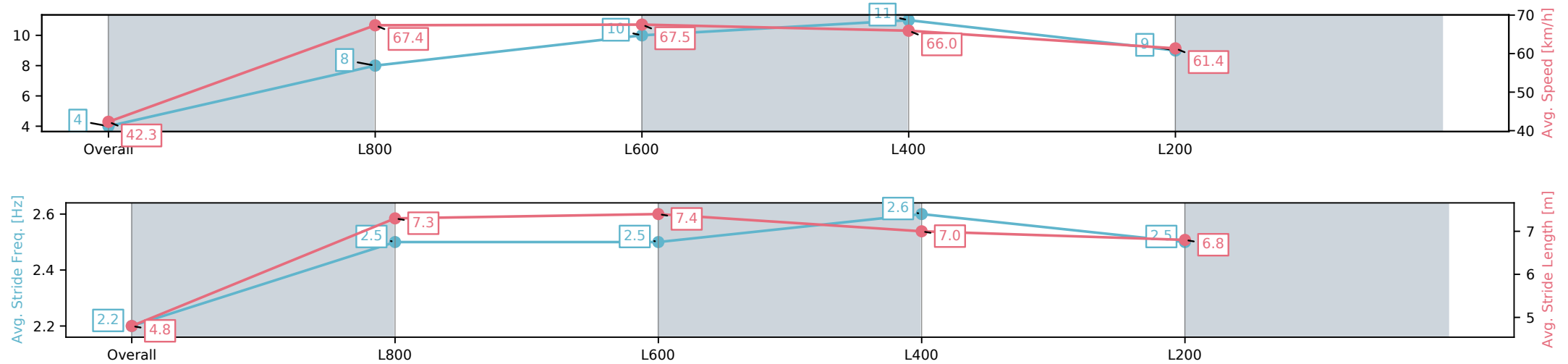
Race 5: Thomas Farms Benchmark 56 Handicap - 900m

01 January 2026 - 4:02PM

Track Rating: Good 4, Weather: Fine, Rail Position: +7m 1200m
Chute, +10m Remainder



Section	Overall	L800	L600	L400	L200
Section Times	0:53.01[4] (0:08.51)	0:44.50[8] (0:10.91)	0:33.59[10] (0:10.94)	0:22.65[11] (0:10.88)	0:11.77[9] (0:11.77)
Average Speed [km/h]	42.3	67.4	67.5	66.0	61.4
Top Speed [km/h]	63.1	68.6	68.0	67.9	64.6
Avg. Dist. to Rail [m]	4.3	6.3	5.7	8.0	9.3
Avg. Stride Freq. [Hz]	2.2	2.5	2.5	2.6	2.5
Avg. Stride Length [m]	4.8	7.3	7.4	7.0	6.8



[] Ranking at each section and finish
-:-:- No data available at this section
NA No data available

Horse/Jockey Name	OCTAVIAN TREASURE/Todd Pannell
Finish Rank	5
Fastest Section Time (Section)	0:10.77 (L800)
Top Speed [km/h] (Section)	69.8 (Overall)
Race State	Finished



Thomas Farms Rc Murray Bridge-
Professional-2026-01-01

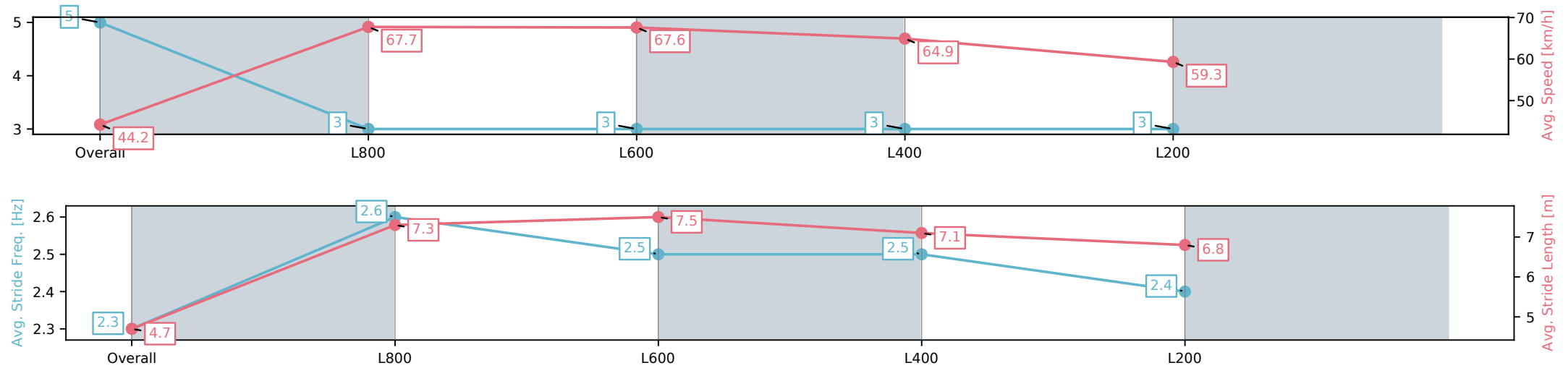
Race 5: Thomas Farms Benchmark 56 Handicap - 900m

01 January 2026 - 4:02PM

Track Rating: Good 4, Weather: Fine, Rail Position: +7m 1200m
Chute, +10m Remainder



Section	Overall	L800	L600	L400	L200
Section Times	0:53.05[5] (0:08.19)	0:44.86[3] (0:10.77)	0:34.09[3] (0:10.85)	0:23.24[3] (0:11.10)	0:12.14[3] (0:12.14)
Average Speed [km/h]	44.2	67.7	67.6	64.9	59.3
Top Speed [km/h]	64.5	69.8	68.3	67.6	62.9
Avg. Dist. to Rail [m]	3.8	5.2	4.3	7.1	6.7
Avg. Stride Freq. [Hz]	2.3	2.6	2.5	2.5	2.4
Avg. Stride Length [m]	4.7	7.3	7.5	7.1	6.8



- [] Ranking at each section and finish
- :-:- No data available at this section
- NA No data available

Horse/Jockey Name	IN LOVE/Alysha Warren
Finish Rank	6
Fastest Section Time (Section)	0:10.70 (L800)
Top Speed [km/h] (Section)	69.4 (Overall)
Race State	Finished



Thomas Farms Rc Murray Bridge-
Professional-2026-01-01

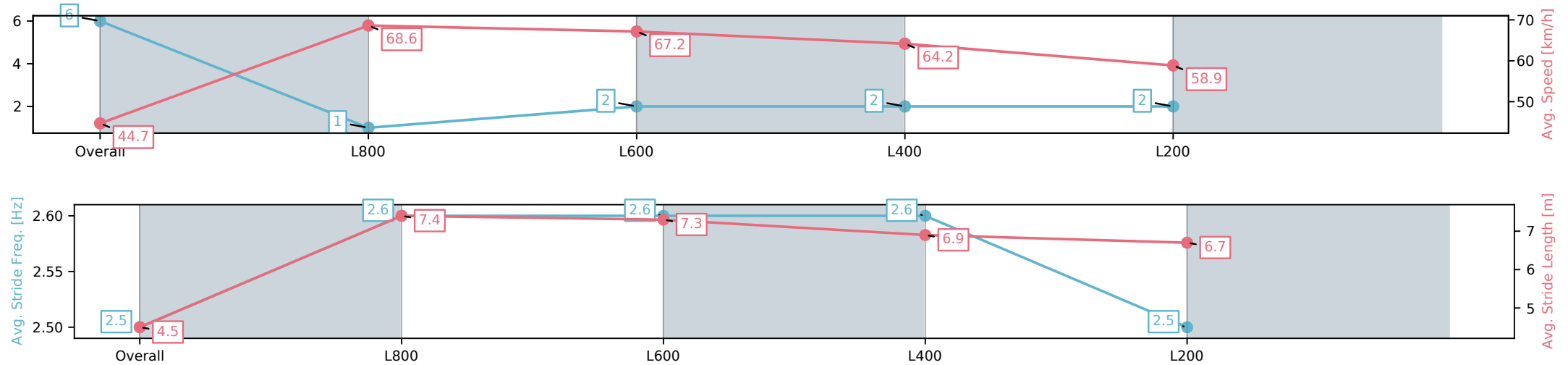
Race 5: Thomas Farms Benchmark 56 Handicap - 900m

01 January 2026 - 4:02PM

Track Rating: Good 4, Weather: Fine, Rail Position: +7m 1200m
Chute, +10m Remainder



Section	Overall	L800	L600	L400	L200
Section Times	0:53.06[6] (0:08.07)	0:44.99[1] (0:10.70)	0:34.29[2] (0:10.84)	0:23.45[2] (0:11.21)	0:12.24[2] (0:12.24)
Average Speed [km/h]	44.7	68.6	67.2	64.2	58.9
Top Speed [km/h]	65.0	69.4	68.0	67.0	61.7
Avg. Dist. to Rail [m]	7.6	6.0	2.8	4.2	4.1
Avg. Stride Freq. [Hz]	2.5	2.6	2.6	2.6	2.5
Avg. Stride Length [m]	4.5	7.4	7.3	6.9	6.7



[] Ranking at each section and finish
-:-:- No data available at this section
NA No data available

Horse/Jockey Name	RICH LADY/Kayla Crowther
Finish Rank	7
Fastest Section Time (Section)	0:10.73 (L800)
Top Speed [km/h] (Section)	68.7 (Overall)
Race State	Finished



Thomas Farms Rc Murray Bridge-
Professional-2026-01-01

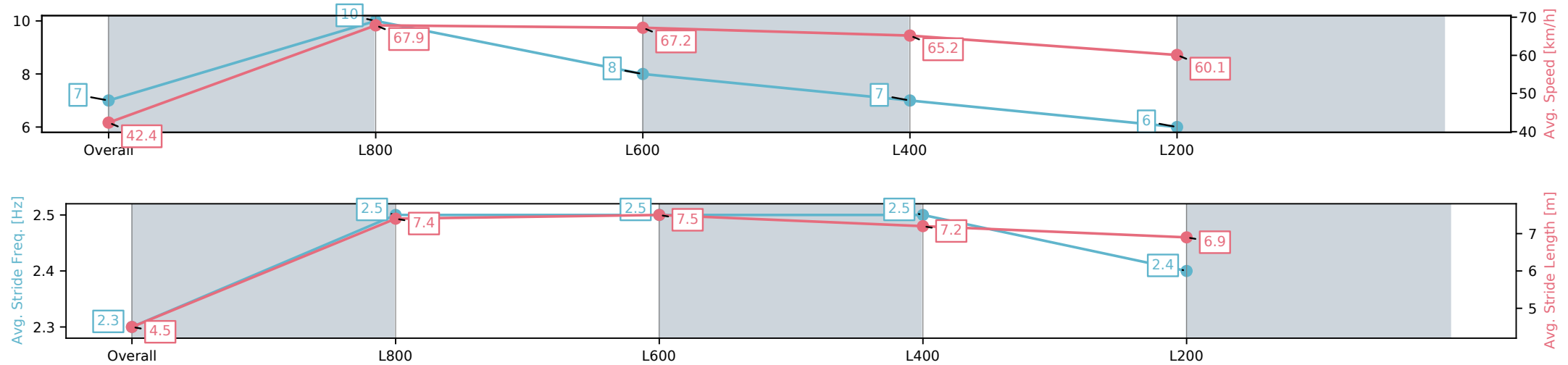
Race 5: Thomas Farms Benchmark 56 Handicap - 900m

01 January 2026 - 4:02PM

Track Rating: Good 4, Weather: Fine, Rail Position: +7m 1200m
Chute, +10m Remainder



Section	Overall	L800	L600	L400	L200
Section Times	0:53.11[7] (0:08.57)	0:44.53[10] (0:10.73)	0:33.80[8] (0:10.76)	0:23.04[7] (0:11.05)	0:11.99[6] (0:11.99)
Average Speed [km/h]	42.4	67.9	67.2	65.2	60.1
Top Speed [km/h]	64.9	68.7	68.0	67.1	63.5
Avg. Dist. to Rail [m]	0.6	3.7	2.0	3.7	2.9
Avg. Stride Freq. [Hz]	2.3	2.5	2.5	2.5	2.4
Avg. Stride Length [m]	4.5	7.4	7.5	7.2	6.9



[] Ranking at each section and finish
-:-:- No data available at this section
NA No data available

Horse/Jockey Name	TANNA/Alyssa Webb
Finish Rank	8
Fastest Section Time (Section)	0:10.75 (L800)
Top Speed [km/h] (Section)	69.8 (L800)
Race State	Finished



Thomas Farms Rc Murray Bridge-
Professional-2026-01-01

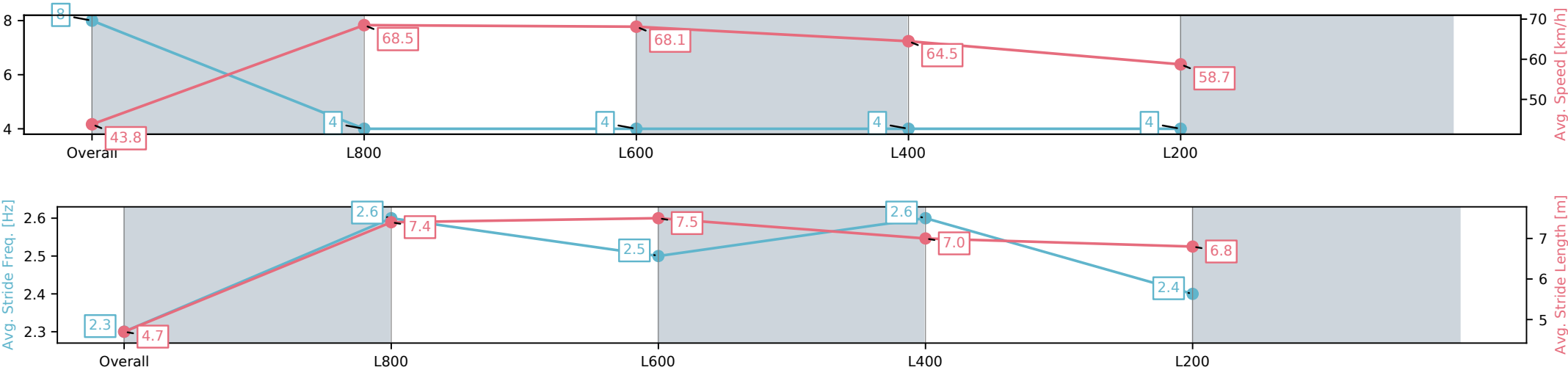
Race 5: Thomas Farms Benchmark 56 Handicap - 900m

01 January 2026 - 4:02PM

Track Rating: Good 4, Weather: Fine, Rail Position: +7m 1200m
Chute, +10m Remainder



Section	Overall	L800	L600	L400	L200
Section Times	0:53.24[8] (0:08.25)	0:44.99[4] (0:10.75)	0:34.24[4] (0:10.83)	0:23.41[4] (0:11.16)	0:12.25[4] (0:12.25)
Average Speed [km/h]	43.8	68.5	68.1	64.5	58.7
Top Speed [km/h]	64.7	69.7	69.8	67.0	62.2
Avg. Dist. to Rail [m]	9.1	7.5	6.1	8.4	7.8
Avg. Stride Freq. [Hz]	2.3	2.6	2.5	2.6	2.4
Avg. Stride Length [m]	4.7	7.4	7.5	7.0	6.8



Horse/Jockey Name	THE PLASTICS/Isaac Sit
Finish Rank	9
Fastest Section Time (Section)	0:10.83 (L800)
Top Speed [km/h] (Section)	69.7 (Overall)
Race State	Finished



Thomas Farms Rc Murray Bridge-
Professional-2026-01-01

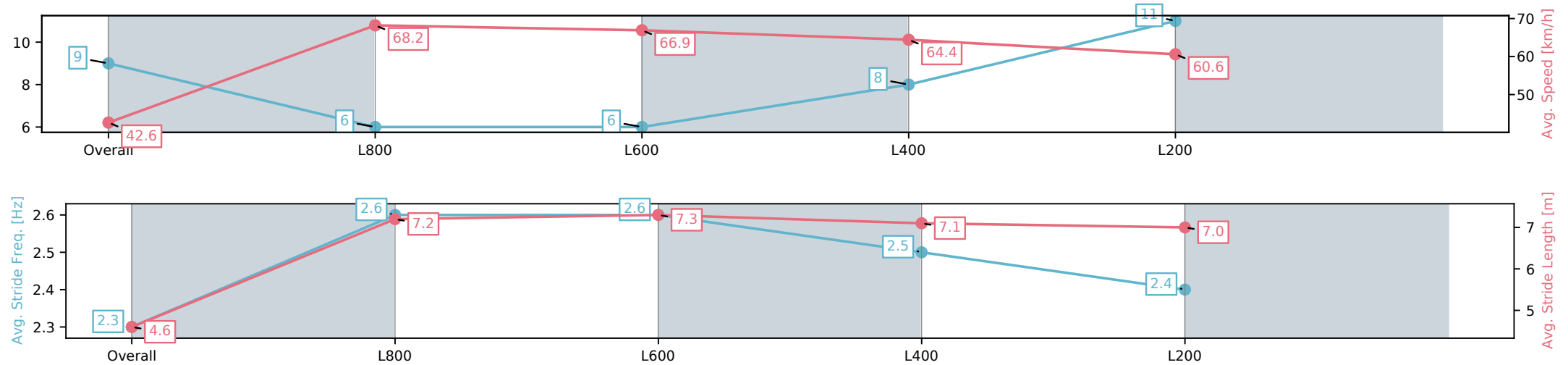
Race 5: Thomas Farms Benchmark 56 Handicap - 900m

01 January 2026 - 4:02PM

Track Rating: Good 4, Weather: Fine, Rail Position: +7m 1200m
Chute, +10m Remainder



Section	Overall	L800	L600	L400	L200
Section Times	0:53.27[9] (0:08.43)	0:44.84[6] (0:10.83)	0:34.01[6] (0:10.96)	0:23.05[8] (0:11.16)	0:11.89[11] (0:11.89)
Average Speed [km/h]	42.6	68.2	66.9	64.4	60.6
Top Speed [km/h]	62.3	69.7	67.9	66.2	62.9
Avg. Dist. to Rail [m]	5.1	7.0	4.9	7.0	7.4
Avg. Stride Freq. [Hz]	2.3	2.6	2.6	2.5	2.4
Avg. Stride Length [m]	4.6	7.2	7.3	7.1	7.0



- [] Ranking at each section and finish
- :-:- No data available at this section
- NA No data available

Horse/Jockey Name	KATIM'S CLUB/Sophie Potter
Finish Rank	10
Fastest Section Time (Section)	0:10.86 (L600)
Top Speed [km/h] (Section)	68.8 (Overall)
Race State	Finished



Thomas Farms Rc Murray Bridge-
Professional-2026-01-01

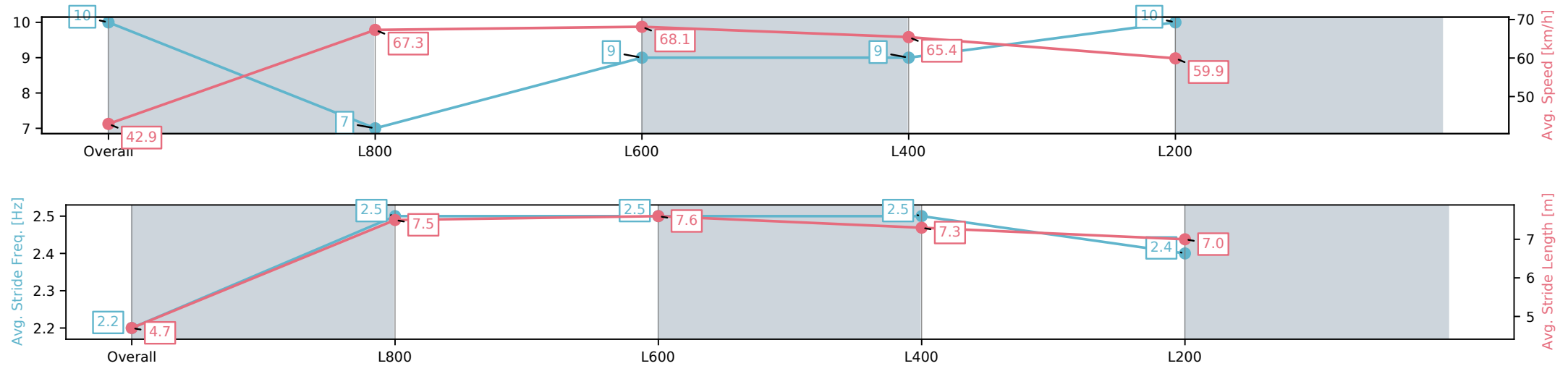
Race 5: Thomas Farms Benchmark 56 Handicap - 900m

01 January 2026 - 4:02PM

Track Rating: Good 4, Weather: Fine, Rail Position: +7m 1200m
Chute, +10m Remainder



Section	Overall	L800	L600	L400	L200
Section Times	0:53.27[10] (0:08.46)	0:44.81[7] (0:10.96)	0:33.85[9] (0:10.86)	0:22.99[9] (0:11.00)	0:11.99[10] (0:11.99)
Average Speed [km/h]	42.9	67.3	68.1	65.4	59.9
Top Speed [km/h]	63.2	68.8	68.5	66.7	63.6
Avg. Dist. to Rail [m]	8.6	8.0	6.3	10.4	10.5
Avg. Stride Freq. [Hz]	2.2	2.5	2.5	2.5	2.4
Avg. Stride Length [m]	4.7	7.5	7.6	7.3	7.0



[] Ranking at each section and finish
-:-:- No data available at this section
NA No data available

Horse/Jockey Name	KALOSYNI/Ben Price
Finish Rank	11
Fastest Section Time (Section)	0:10.86 (L600)
Top Speed [km/h] (Section)	68.6 (Overall)
Race State	Finished



Thomas Farms Rc Murray Bridge-
Professional-2026-01-01

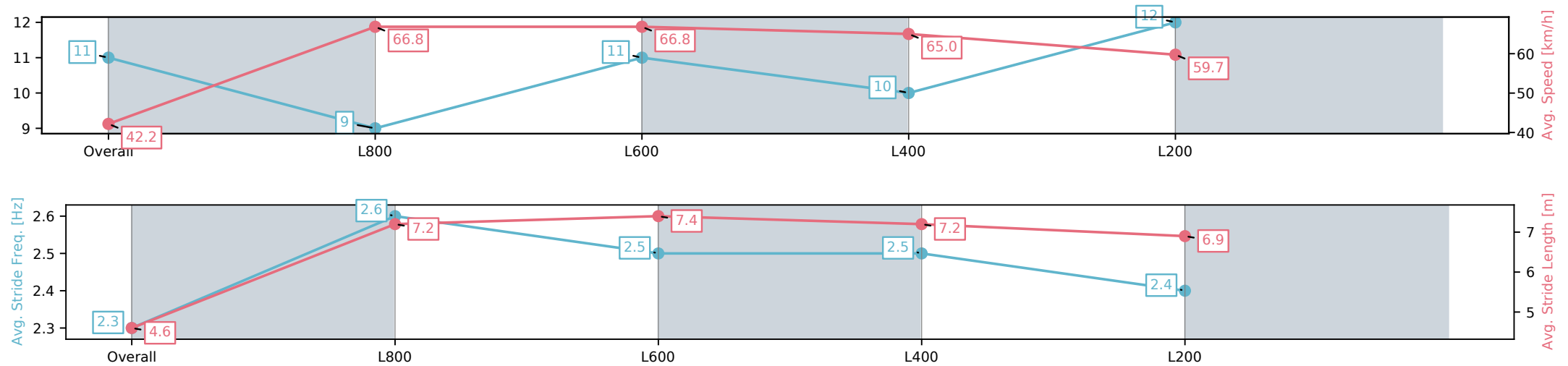
Race 5: Thomas Farms Benchmark 56 Handicap - 900m

01 January 2026 - 4:02PM

Track Rating: Good 4, Weather: Fine, Rail Position: +7m 1200m
Chute, +10m Remainder



Section	Overall	L800	L600	L400	L200
Section Times	0:53.45[11] (0:08.56)	0:44.88[9] (0:10.91)	0:33.97[11] (0:10.86)	0:23.11[10] (0:11.06)	0:12.05[12] (0:12.05)
Average Speed [km/h]	42.2	66.8	66.8	65.0	59.7
Top Speed [km/h]	63.5	68.6	67.9	66.7	62.9
Avg. Dist. to Rail [m]	1.4	4.3	2.2	3.4	4.0
Avg. Stride Freq. [Hz]	2.3	2.6	2.5	2.5	2.4
Avg. Stride Length [m]	4.6	7.2	7.4	7.2	6.9



[] Ranking at each section and finish
-:-:- No data available at this section
NA No data available

Horse/Jockey Name	HERE COMES HOGAN/Polly Brewster
Finish Rank	12
Fastest Section Time (Section)	0:10.70 (L800)
Top Speed [km/h] (Section)	69.4 (Overall)
Race State	Finished



Thomas Farms Rc Murray Bridge-
Professional-2026-01-01

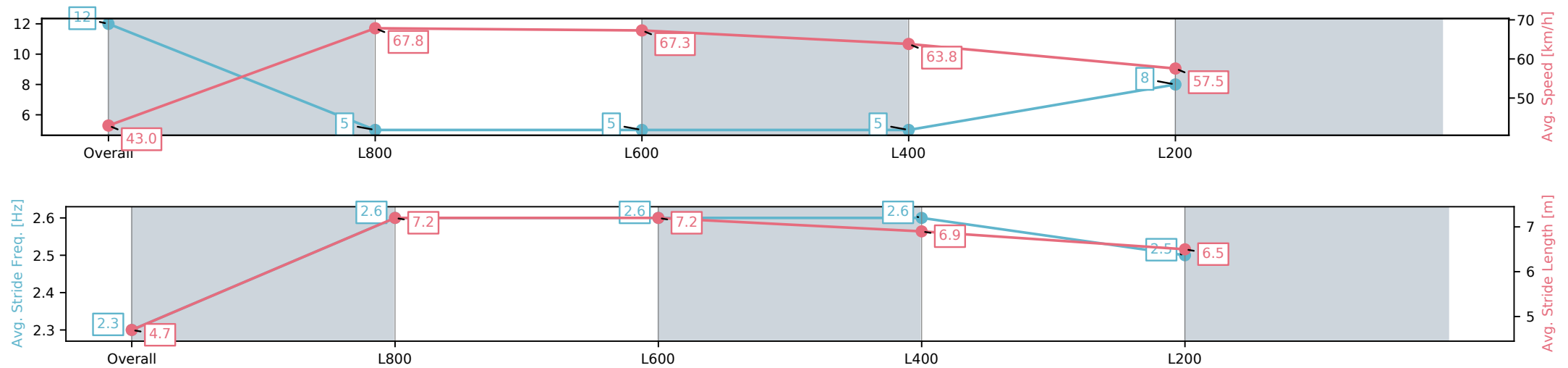
Race 5: Thomas Farms Benchmark 56 Handicap - 900m

01 January 2026 - 4:02PM

Track Rating: Good 4, Weather: Fine, Rail Position: +7m 1200m
Chute, +10m Remainder



Section	Overall	L800	L600	L400	L200
Section Times	0:53.70[12] (0:08.41)	0:45.29[5] (0:10.70)	0:34.59[5] (0:10.80)	0:23.79[5] (0:11.31)	0:12.48[8] (0:12.48)
Average Speed [km/h]	43.0	67.8	67.3	63.8	57.5
Top Speed [km/h]	63.2	69.4	68.7	66.8	61.5
Avg. Dist. to Rail [m]	0.8	3.0	2.4	3.1	2.9
Avg. Stride Freq. [Hz]	2.3	2.6	2.6	2.6	2.5
Avg. Stride Length [m]	4.7	7.2	7.2	6.9	6.5



[] Ranking at each section and finish
-:-:- No data available at this section
NA No data available