



Thomas Farms Rc Murray Bridge-Professional-2026-01-01

Race 3: Magic Millions Maiden Plate - 1400m

01 January 2026 - 2:43PM

Track Rating: Good 4, Weather: Fine, Rail Position: +7m 1200m Chute, +10m Remainder



| Section Field Times | | | | | | | Overall 1:25.48 (0:14.21) | L1200 1:11.27 (0:10.93) | L1000 1:00.34 (0:11.64) | L800 0:48.70 (0:12.08) | L600 0:36.62 (0:12.23) | L400 0:24.38 (0:12.01) | | |
|---------------------|----|----------------------------------|---------|---------------------|----------------------|---------------|---------------------------------|-------------------------------|-------------------------------|------------------------------|------------------------------|------------------------------|--|--|
| Position | # | Horse/Jockey | Barrier | Top Speed [km/h] | Fastest Section | First 400m | | | | | | | | Distance Travelled From Winner [m] |
| 1 | 3 | BARGAIN BOY Connor Murtagh | 2 | 66.6 1400-1200 | 0:11.13 1200-1000 | 0:25.89 | 1:25.48 (0:14.76) | 1:10.72 [4] (0:11.13) | 0:59.59 [5] (0:11.51) | 0:48.08 [4] (0:11.95) | 0:36.13 [4] (0:12.00) | 0:24.13 [3] (0:11.75) | | |
| 2 | 7 | REAL WORLD Margaret Collett | 9 | 66.7 1400-1200 | 0:11.32 1200-1000 | 0:26.19 | 1:25.53 (0:14.87) | 1:10.66 [6] (0:11.32) | 0:59.34 [8] (0:11.70) | 0:47.64 [8] (0:12.03) | 0:35.61 [8] (0:11.84) | 0:23.77 [7] (0:11.54) | | +3 |
| 3 | 10 | I'M A HOTTIE Serg Lisnyy | 8 | 68.3 1400-1200 | 0:10.92 1200-1000 | 0:25.13 | 1:25.81 (0:14.21) | 1:11.60 [1] (0:10.92) | 1:00.68 [1] (0:11.65) | 0:49.03 [1] (0:12.08) | 0:36.95 [1] (0:12.23) | 0:24.72 [1] (0:12.04) | | -4 |
| 4 | 15 | POWER DANCER Kayla Crowther | 7 | 65.7 1400-1200 | 0:11.12 1200-1000 | 0:25.91 | 1:26.02 (0:14.79) | 1:11.23 [5] (0:11.12) | 1:00.11 [6] (0:11.59) | 0:48.52 [5] (0:11.90) | 0:36.62 [5] (0:12.05) | 0:24.57 [5] (0:11.90) | | +1 |
| 5 | 1 | MIKKI TANGO Alysha Warren | 10 | 64.6 1400-1200 | 0:11.28 1200-1000 | 0:26.44 | 1:26.17 (0:15.15) | 1:11.02 [11] (0:11.28) | 0:59.73 [11] (0:11.79) | 0:47.94 [11] (0:12.01) | 0:35.93 [11] (0:11.76) | 0:24.17 [12] (0:11.62) | | +9 |
| 6 | 16 | CAER IBORMEITH Caitlin Jones | 11 | 64.8 1400-1200 | 0:11.33 1200-1000 | 0:26.33 | 1:26.20 (0:15.00) | 1:11.20 [8] (0:11.33) | 0:59.87 [10] (0:11.80) | 0:48.07 [10] (0:11.92) | 0:36.15 [10] (0:11.87) | 0:24.28 [10] (0:11.69) | | +5 |
| 7 | 12 | FEAR THE ZOU Rochelle Milnes | 4 | 68.5 1400-1200 | 0:10.93 1200-1000 | 0:25.22 | 1:26.36 (0:14.28) | 1:12.07 [2] (0:10.93) | 1:01.14 [2] (0:11.63) | 0:49.51 [2] (0:12.17) | 0:37.34 [2] (0:12.18) | 0:25.16 [2] (0:12.11) | | +1 |
| 8 | 2 | ROAD TO THE CITY Sairyn Fawke | 14 | 66.4 1400-1200 | 0:11.15 1200-1000 | 0:26.67 | 1:26.54 (0:15.52) | 1:11.02 [14] (0:11.15) | 0:59.87 [14] (0:11.83) | 0:48.04 [13] (0:11.80) | 0:36.24 [13] (0:11.76) | 0:24.48 [13] (0:11.85) | | +5 |
| 9 | 5 | GALILEO GOLD Taylor Johnstone | 5 | 64.8 1400-1200 | 0:11.25 1200-1000 | 0:26.26 | 1:26.59 (0:15.01) | 1:11.58 [9] (0:11.25) | 1:00.33 [9] (0:11.79) | 0:48.54 [9] (0:11.94) | 0:36.60 [9] (0:11.86) | 0:24.74 [9] (0:11.86) | | -5 |
| 10 | 9 | ESTICON Teagan Voorham | 1 | 67.0 1400-1200 | 0:10.87 1200-1000 | 0:25.86 | 1:26.78 (0:14.99) | 1:11.79 [7] (0:10.87) | 1:00.92 [4] (0:11.69) | 0:49.23 [6] (0:12.04) | 0:37.19 [6] (0:12.07) | 0:25.12 [6] (0:12.15) | | -3 |

Scratched: Stranded (#8), Splash Of White (#11), Oak Park Maddison (#13), Taganera (#14)

Report Created: Thu 01 January 2026 15:30:38 GMT+11 (Note: Timing is based on positional data)

Page 1/18

[] Position in running at each section and finish
-:-:- No data available at this section
NA No data available
█ Background shading for fastest section

Saddle cloth number
DNF Did not finish
DNT Did not track



Thomas Farms Rc Murray Bridge-Professional-2026-01-01

Race 3: Magic Millions Maiden Plate - 1400m

01 January 2026 - 2:43PM

Track Rating: Good 4, Weather: Fine, Rail Position: +7m 1200m Chute, +10m Remainder



Section

Field Times

| | | | | | |
|-----------|-----------|-----------|-----------|-----------|-----------|
| Overall | L1200 | L1000 | L800 | L600 | L400 |
| 1:25.48 | 1:11.27 | 1:00.34 | 0:48.70 | 0:36.62 | 0:24.38 |
| (0:14.21) | (0:10.93) | (0:11.64) | (0:12.08) | (0:12.23) | (0:12.01) |

| Position | # | Horse/Jockey | Barrier | Top Speed [km/h] | Fastest Section | First 400m | | | | | | | | Distance Travelled From Winner [m] |
|----------|----|-----------------|---------|------------------|-----------------|------------|-----------|--------------|--------------|--------------|--------------|--------------|--|------------------------------------|
| 11 | 6 | MIRALAND | 12 | 65.2 | 0:11.35 | 0:26.50 | 1:26.97 | 1:11.82 [12] | 1:00.47 [12] | 0:48.45 [14] | 0:36.41 [14] | 0:24.42 [14] | | +8 |
| | | Stacey Metcalfe | | 1400-1200 | 1200-1000 | | (0:15.15) | (0:11.35) | (0:12.02) | (0:12.04) | (0:11.99) | (0:11.74) | | |
| 12 | 17 | BANDICOOT | 3 | 66.2 | 0:11.17 | 0:25.56 | 1:27.05 | 1:12.65 [3] | 1:01.48 [3] | 0:49.84 [3] | 0:37.80 [3] | 0:25.69 [4] | | -4 |
| | | Emily Finnegan | | 1400-1200 | 1200-1000 | | (0:14.40) | (0:11.17) | (0:11.64) | (0:12.04) | (0:12.11) | (0:12.23) | | |
| 13 | 18 | THE BIG CHUNK | 13 | 65.8 | 0:11.12 | 0:26.53 | 1:27.52 | 1:12.11 [13] | 1:00.99 [13] | 0:49.26 [12] | 0:37.23 [12] | 0:25.52 [11] | | +2 |
| | | Todd Pannell | | 1400-1200 | 1200-1000 | | (0:15.41) | (0:11.12) | (0:11.73) | (0:12.03) | (0:11.71) | (0:11.98) | | |
| 14 | 4 | BLACK SHELLAC | 6 | 66.9 | 0:11.03 | 0:26.05 | 1:28.09 | 1:13.07 [10] | 1:02.04 [7] | 0:50.43 [7] | 0:38.47 [7] | 0:26.33 [8] | | -2 |
| | | Dylan Caboche | | 1400-1200 | 1200-1000 | | (0:15.02) | (0:11.03) | (0:11.61) | (0:11.96) | (0:12.14) | (0:12.39) | | |

Scratched: Stranded (#8), Splash Of White (#11), Oak Park Maddison (#13), Taganera (#14)



Thomas Farms Rc Murray Bridge-Professional-2026-01-01

Race 3: Magic Millions Maiden Plate - 1400m

01 January 2026 - 2:43PM

Track Rating: Good 4, Weather: Fine, Rail Position: +7m 1200m Chute, +10m Remainder



Section Field Times

L200
0:12.37
(0:12.37)

| Position | # | Horse/Jockey | Barrier | Top Speed [km/h] | Fastest Section | First 400m | Margin | Distance Travelled From Winner [m] |
|----------|----|----------------------------------|---------|---------------------|----------------------|----------------------|---------|--|
| 1 | 3 | BARGAIN BOY Connor Murtagh | 2 | 66.6 1400-1200 | 0:11.13 1200-1000 | 0:25.89 (0:12.38) | 1:25.48 | |
| 2 | 7 | REAL WORLD Margaret Collett | 9 | 66.7 1400-1200 | 0:11.32 1200-1000 | 0:26.19 (0:12.23) | 0.36L | +3 |
| 3 | 10 | I'M A HOTTIE Serg Lisnyy | 8 | 68.3 1400-1200 | 0:10.92 1200-1000 | 0:25.13 (0:12.68) | 2.11L | -4 |
| 4 | 15 | POWER DANCER Kayla Crowther | 7 | 65.7 1400-1200 | 0:11.12 1200-1000 | 0:25.91 (0:12.67) | 3.52L | +1 |
| 5 | 1 | MIKKI TANGO Alysha Warren | 10 | 64.6 1400-1200 | 0:11.28 1200-1000 | 0:26.44 (0:12.55) | 4.46L | +9 |
| 6 | 16 | CAER IBORMEITH Caitlin Jones | 11 | 64.8 1400-1200 | 0:11.33 1200-1000 | 0:26.33 (0:12.59) | 4.66L | +5 |
| 7 | 12 | FEAR THE ZOU Rochelle Milnes | 4 | 68.5 1400-1200 | 0:10.93 1200-1000 | 0:25.22 (0:13.05) | 5.68L | +1 |
| 8 | 2 | ROAD TO THE CITY Sairyn Fawke | 14 | 66.4 1400-1200 | 0:11.15 1200-1000 | 0:26.67 (0:12.63) | 6.84L | +5 |
| 9 | 5 | GALILEO GOLD Taylor Johnstone | 5 | 64.8 1400-1200 | 0:11.25 1200-1000 | 0:26.26 (0:12.88) | 7.2L | -5 |
| 10 | 9 | ESTICON Teagan Voorham | 1 | 67.0 1400-1200 | 0:10.87 1200-1000 | 0:25.86 (0:12.97) | 8.42L | -3 |

Scratched: Stranded (#8), Splash Of White (#11), Oak Park Maddison (#13), Taganera (#14)

Report Created: Thu 01 January 2026 15:30:38 GMT+11 (Note: Timing is based on positional data)

Page 3/18

[] Position in running at each section and finish
-:-:- No data available at this section
NA No data available
■ Background shading for fastest section

Saddle cloth number
DNF Did not finish
DNT Did not track

data processed by TRIPLESDATA



Thomas Farms Rc Murray Bridge-Professional-2026-01-01

Race 3: Magic Millions Maiden Plate - 1400m

01 January 2026 - 2:43PM

Track Rating: Good 4, Weather: Fine, Rail Position: +7m 1200m Chute, +10m Remainder



Section Field Times

L200
0:12.37
(0:12.37)

| Position | # | Horse/Jockey | Barrier | Top Speed [km/h] | Fastest Section | First 400m | Margin | Distance Travelled From Winner [m] | | | | | |
|----------|----|-----------------|---------|---------------------|--------------------|---------------|--------------|--|--|--|--|--|----|
| 11 | 6 | MIRALAND | 12 | 65.2 | 0:11.35 | 0:26.50 | 0:12.68 [14] | 9.64L | | | | | +8 |
| | | Stacey Metcalfe | | 1400-1200 | 1200-1000 | | (0:12.68) | | | | | | |
| 12 | 17 | BANDICOOT | 3 | 66.2 | 0:11.17 | 0:25.56 | 0:13.46 [6] | 10.11L | | | | | -4 |
| | | Emily Finnegan | | 1400-1200 | 1200-1000 | | (0:13.46) | | | | | | |
| 13 | 18 | THE BIG CHUNK | 13 | 65.8 | 0:11.12 | 0:26.53 | 0:13.54 [12] | 13.18L | | | | | +2 |
| | | Todd Pannell | | 1400-1200 | 1200-1000 | | (0:13.54) | | | | | | |
| 14 | 4 | BLACK SHELLAC | 6 | 66.9 | 0:11.03 | 0:26.05 | 0:13.94 [13] | 16.88L | | | | | -2 |
| | | Dylan Caboche | | 1400-1200 | 1200-1000 | | (0:13.94) | | | | | | |

Scratched: Stranded (#8), Splash Of White (#11), Oak Park Maddison (#13), Taganera (#14)

| | |
|--------------------------------|----------------------------|
| Horse/Jockey Name | BARGAIN BOY/Connor Murtagh |
| Finish Rank | 1 |
| Fastest Section Time (Section) | 0:11.13 (L1200) |
| Top Speed [km/h] (Section) | 66.6 (Overall) |
| Race State | Finished |



Thomas Farms Rc Murray Bridge-
Professional-2026-01-01

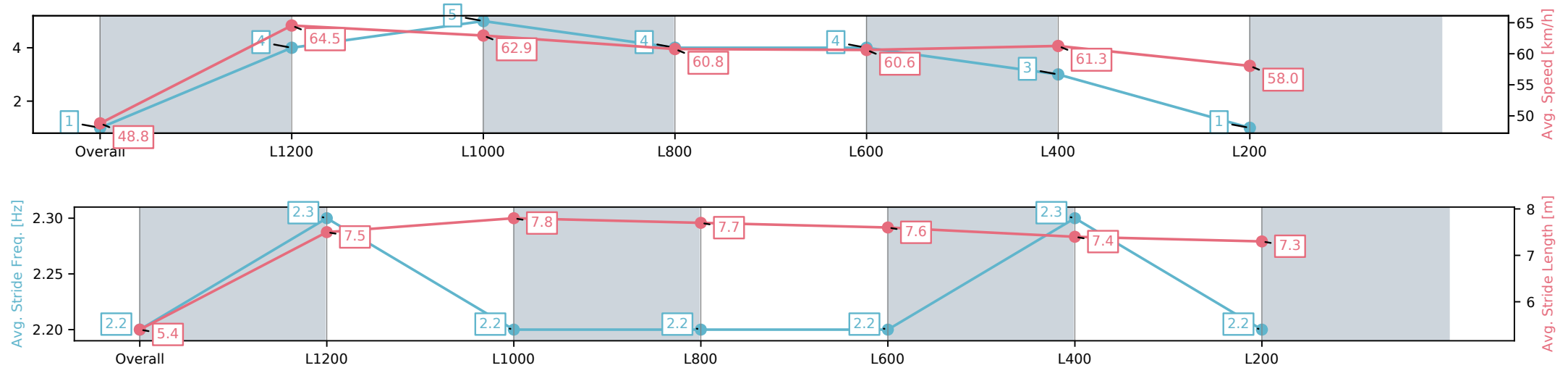
Race 3: Magic Millions Maiden Plate - 1400m

01 January 2026 - 2:43PM

Track Rating: Good 4, Weather: Fine, Rail Position: +7m 1200m
Chute, +10m Remainder



| Section | Overall | L1200 | L1000 | L800 | L600 | L400 | L200 |
|------------------------|-------------------------|-------------------------|-------------------------|-------------------------|-------------------------|-------------------------|-------------------------|
| Section Times | 1:25.48[1] (0:14.76) | 1:10.72[4] (0:11.13) | 0:59.59[5] (0:11.51) | 0:48.08[4] (0:11.95) | 0:36.13[4] (0:12.00) | 0:24.13[3] (0:11.75) | 0:12.38[1] (0:12.38) |
| Average Speed [km/h] | 48.8 | 64.5 | 62.9 | 60.8 | 60.6 | 61.3 | 58.0 |
| Top Speed [km/h] | 66.2 | 66.6 | 64.2 | 62.3 | 61.4 | 62.5 | 60.0 |
| Avg. Dist. to Rail [m] | 3.1 | 0.3 | 0.5 | 1.9 | 2.6 | 6.0 | 8.0 |
| Avg. Stride Freq. [Hz] | 2.2 | 2.3 | 2.2 | 2.2 | 2.2 | 2.3 | 2.2 |
| Avg. Stride Length [m] | 5.4 | 7.5 | 7.8 | 7.7 | 7.6 | 7.4 | 7.3 |



[] Ranking at each section and finish
-:-:- No data available at this section
NA No data available

| | |
|--------------------------------|-----------------------------|
| Horse/Jockey Name | REAL WORLD/Margaret Collett |
| Finish Rank | 2 |
| Fastest Section Time (Section) | 0:11.32 (L1200) |
| Top Speed [km/h] (Section) | 66.7 (Overall) |
| Race State | Finished |



Thomas Farms Rc Murray Bridge-
Professional-2026-01-01

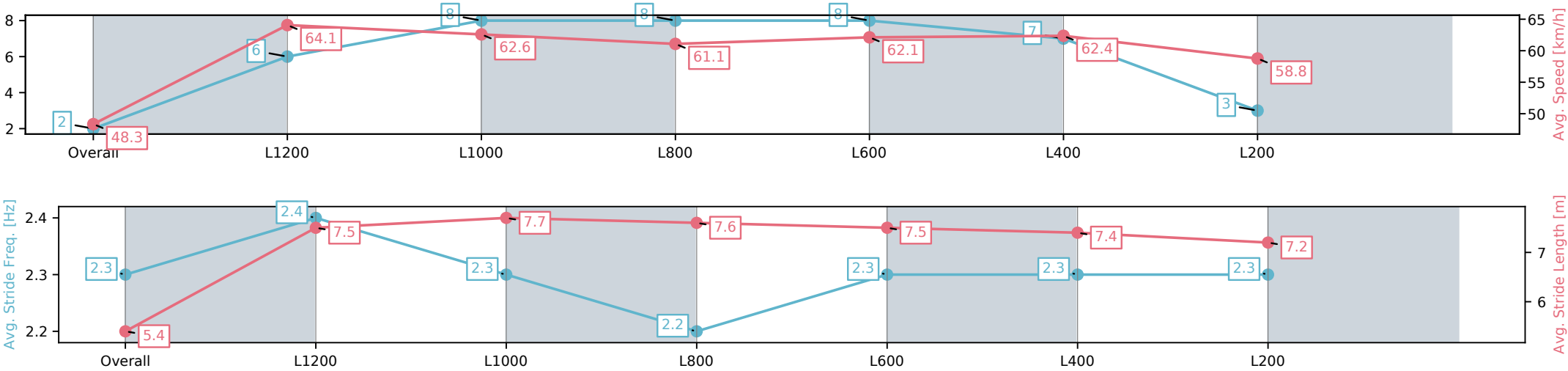
Race 3: Magic Millions Maiden Plate - 1400m

01 January 2026 - 2:43PM

Track Rating: Good 4, Weather: Fine, Rail Position: +7m 1200m
Chute, +10m Remainder



| Section | Overall | L1200 | L1000 | L800 | L600 | L400 | L200 |
|------------------------|-------------------------|-------------------------|-------------------------|-------------------------|-------------------------|-------------------------|-------------------------|
| Section Times | 1:25.53[2] (0:14.87) | 1:10.66[6] (0:11.32) | 0:59.34[8] (0:11.70) | 0:47.64[8] (0:12.03) | 0:35.61[8] (0:11.84) | 0:23.77[7] (0:11.54) | 0:12.23[3] (0:12.23) |
| Average Speed [km/h] | 48.3 | 64.1 | 62.6 | 61.1 | 62.1 | 62.4 | 58.8 |
| Top Speed [km/h] | 62.7 | 66.7 | 63.8 | 62.2 | 62.9 | 63.7 | 61.6 |
| Avg. Dist. to Rail [m] | 6.0 | 4.6 | 3.6 | 3.7 | 5.2 | 9.6 | 11.0 |
| Avg. Stride Freq. [Hz] | 2.3 | 2.4 | 2.3 | 2.2 | 2.3 | 2.3 | 2.3 |
| Avg. Stride Length [m] | 5.4 | 7.5 | 7.7 | 7.6 | 7.5 | 7.4 | 7.2 |



[] Ranking at each section and finish
-:-:- No data available at this section
NA No data available

| | |
|--------------------------------|--------------------------|
| Horse/Jockey Name | I'M A HOTTIE/Serg Lisnyy |
| Finish Rank | 3 |
| Fastest Section Time (Section) | 0:10.92 (L1200) |
| Top Speed [km/h] (Section) | 68.3 (Overall) |
| Race State | Finished |



Thomas Farms Rc Murray Bridge-
Professional-2026-01-01

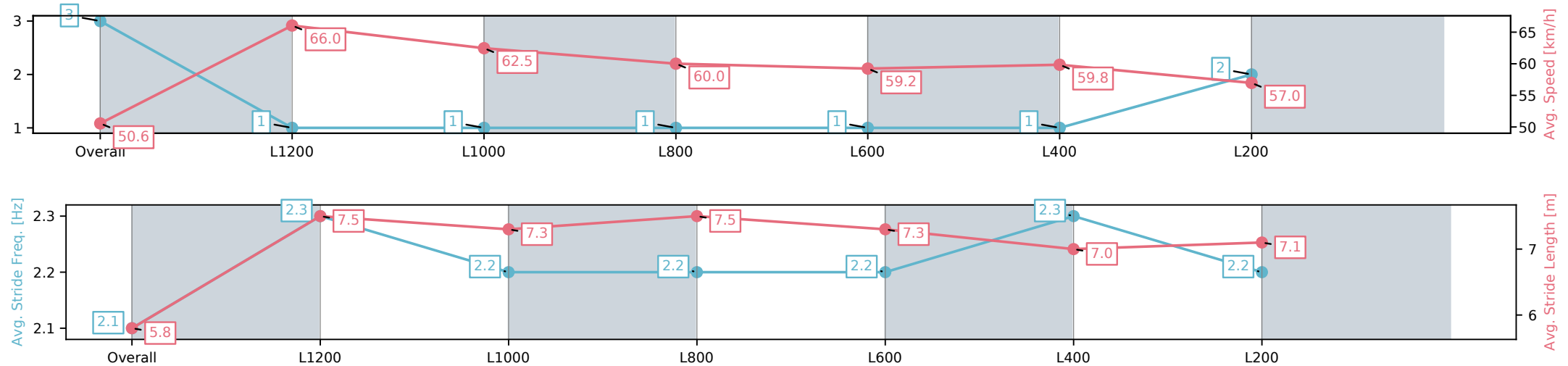
Race 3: Magic Millions Maiden Plate - 1400m

01 January 2026 - 2:43PM

Track Rating: Good 4, Weather: Fine, Rail Position: +7m 1200m
Chute, +10m Remainder



| Section | Overall | L1200 | L1000 | L800 | L600 | L400 | L200 |
|------------------------|-------------------------|-------------------------|-------------------------|-------------------------|-------------------------|-------------------------|-------------------------|
| Section Times | 1:25.81[3] (0:14.21) | 1:11.60[1] (0:10.92) | 1:00.68[1] (0:11.65) | 0:49.03[1] (0:12.08) | 0:36.95[1] (0:12.23) | 0:24.72[1] (0:12.04) | 0:12.68[2] (0:12.68) |
| Average Speed [km/h] | 50.6 | 66.0 | 62.5 | 60.0 | 59.2 | 59.8 | 57.0 |
| Top Speed [km/h] | 68.2 | 68.3 | 63.8 | 61.0 | 60.1 | 60.7 | 58.6 |
| Avg. Dist. to Rail [m] | 6.5 | 2.5 | 1.7 | 1.8 | 1.9 | 2.9 | 3.3 |
| Avg. Stride Freq. [Hz] | 2.1 | 2.3 | 2.2 | 2.2 | 2.2 | 2.3 | 2.2 |
| Avg. Stride Length [m] | 5.8 | 7.5 | 7.3 | 7.5 | 7.3 | 7.0 | 7.1 |



[] Ranking at each section and finish
-:-:- No data available at this section
NA No data available

| | |
|--------------------------------|-----------------------------|
| Horse/Jockey Name | POWER DANCER/Kayla Crowther |
| Finish Rank | 4 |
| Fastest Section Time (Section) | 0:11.12 (L1200) |
| Top Speed [km/h] (Section) | 65.7 (Overall) |
| Race State | Finished |



Thomas Farms Rc Murray Bridge-
Professional-2026-01-01

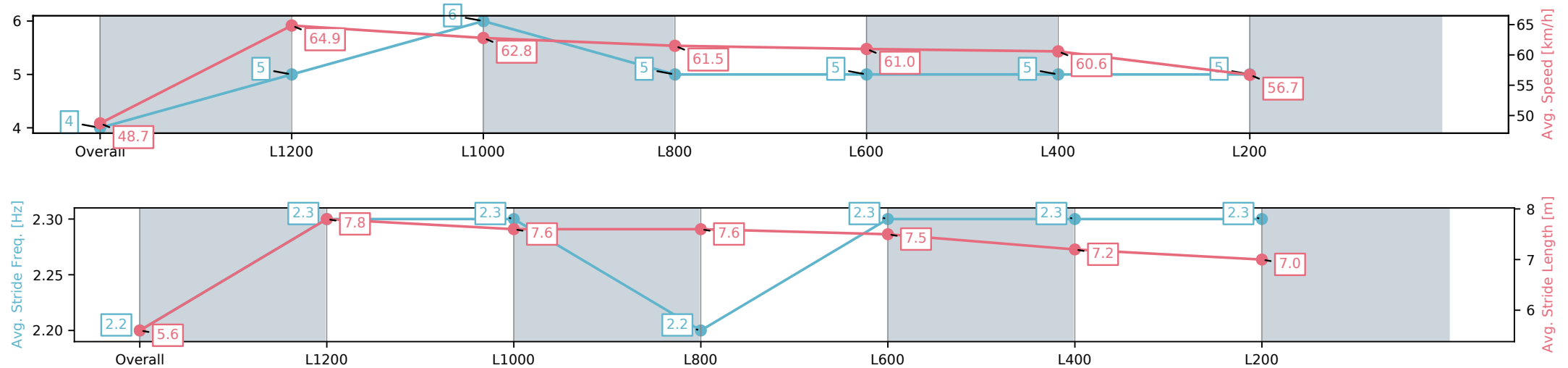
Race 3: Magic Millions Maiden Plate - 1400m

01 January 2026 - 2:43PM

Track Rating: Good 4, Weather: Fine, Rail Position: +7m 1200m
Chute, +10m Remainder



| Section | Overall | L1200 | L1000 | L800 | L600 | L400 | L200 |
|------------------------|-------------------------|-------------------------|-------------------------|-------------------------|-------------------------|-------------------------|-------------------------|
| Section Times | 1:26.02[4] (0:14.79) | 1:11.23[5] (0:11.12) | 1:00.11[6] (0:11.59) | 0:48.52[5] (0:11.90) | 0:36.62[5] (0:12.05) | 0:24.57[5] (0:11.90) | 0:12.67[5] (0:12.67) |
| Average Speed [km/h] | 48.7 | 64.9 | 62.8 | 61.5 | 61.0 | 60.6 | 56.7 |
| Top Speed [km/h] | 63.9 | 65.7 | 64.1 | 62.2 | 62.8 | 62.4 | 59.2 |
| Avg. Dist. to Rail [m] | 2.9 | 1.3 | 2.5 | 3.1 | 4.8 | 8.3 | 9.2 |
| Avg. Stride Freq. [Hz] | 2.2 | 2.3 | 2.3 | 2.2 | 2.3 | 2.3 | 2.3 |
| Avg. Stride Length [m] | 5.6 | 7.8 | 7.6 | 7.6 | 7.5 | 7.2 | 7.0 |



[] Ranking at each section and finish
-:-:- No data available at this section
NA No data available

| | |
|--------------------------------|---------------------------|
| Horse/Jockey Name | MIKKI TANGO/Alysha Warren |
| Finish Rank | 5 |
| Fastest Section Time (Section) | 0:11.28 (L1200) |
| Top Speed [km/h] (Section) | 64.6 (Overall) |
| Race State | Finished |



Thomas Farms Rc Murray Bridge-
Professional-2026-01-01

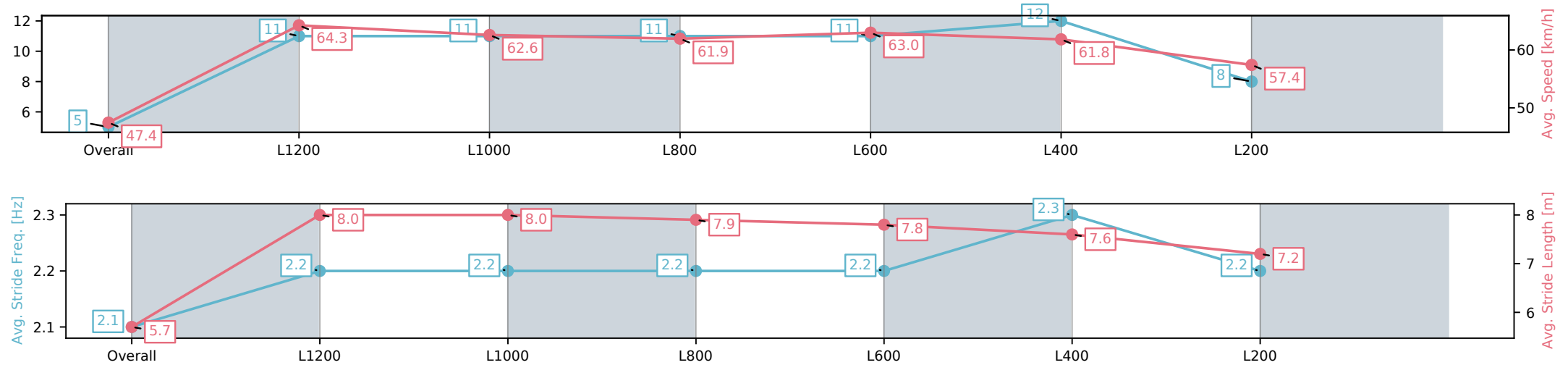
Race 3: Magic Millions Maiden Plate - 1400m

01 January 2026 - 2:43PM

Track Rating: Good 4, Weather: Fine, Rail Position: +7m 1200m
Chute, +10m Remainder



| Section | Overall | L1200 | L1000 | L800 | L600 | L400 | L200 |
|------------------------|-------------------------|--------------------------|--------------------------|--------------------------|--------------------------|--------------------------|-------------------------|
| Section Times | 1:26.17[5] (0:15.15) | 1:11.02[11] (0:11.28) | 0:59.73[11] (0:11.79) | 0:47.94[11] (0:12.01) | 0:35.93[11] (0:11.76) | 0:24.17[12] (0:11.62) | 0:12.55[8] (0:12.55) |
| Average Speed [km/h] | 47.4 | 64.3 | 62.6 | 61.9 | 63.0 | 61.8 | 57.4 |
| Top Speed [km/h] | 64.1 | 64.6 | 63.9 | 62.8 | 63.7 | 63.6 | 59.6 |
| Avg. Dist. to Rail [m] | 7.2 | 3.7 | 5.3 | 6.3 | 7.0 | 11.3 | 12.1 |
| Avg. Stride Freq. [Hz] | 2.1 | 2.2 | 2.2 | 2.2 | 2.2 | 2.3 | 2.2 |
| Avg. Stride Length [m] | 5.7 | 8.0 | 8.0 | 8.0 | 7.8 | 7.6 | 7.2 |



[] Ranking at each section and finish
-:-:- No data available at this section
NA No data available

| | |
|--------------------------------|------------------------------|
| Horse/Jockey Name | CAER IBORMEITH/Caitlin Jones |
| Finish Rank | 6 |
| Fastest Section Time (Section) | 0:11.33 (L1200) |
| Top Speed [km/h] (Section) | 64.8 (Overall) |
| Race State | Finished |



Thomas Farms Rc Murray Bridge-
Professional-2026-01-01

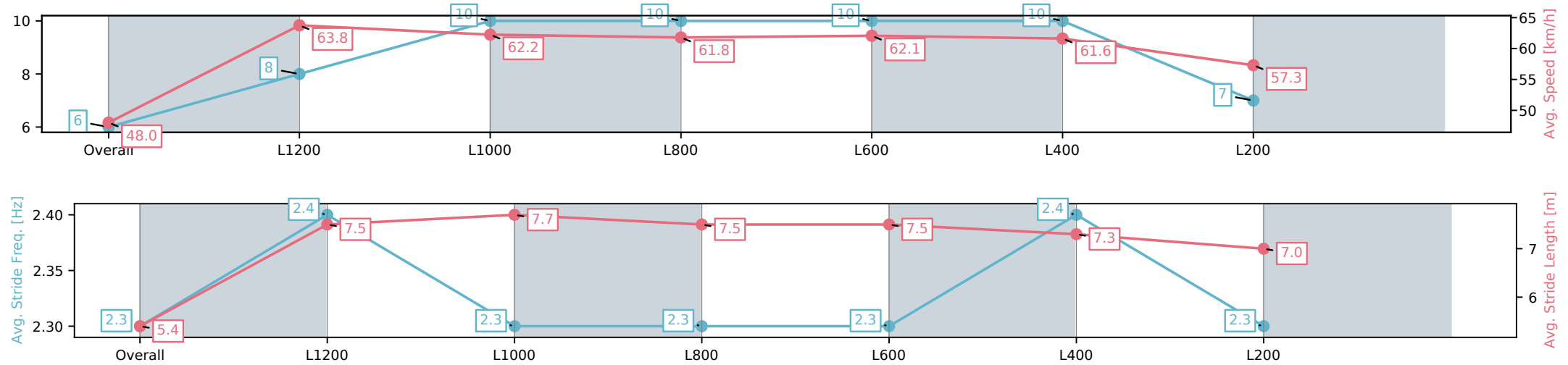
Race 3: Magic Millions Maiden Plate - 1400m

01 January 2026 - 2:43PM

Track Rating: Good 4, Weather: Fine, Rail Position: +7m 1200m
Chute, +10m Remainder



| Section | Overall | L1200 | L1000 | L800 | L600 | L400 | L200 |
|------------------------|-------------------------|-------------------------|--------------------------|--------------------------|--------------------------|--------------------------|-------------------------|
| Section Times | 1:26.20[6] (0:15.00) | 1:11.20[8] (0:11.33) | 0:59.87[10] (0:11.80) | 0:48.07[10] (0:11.92) | 0:36.15[10] (0:11.87) | 0:24.28[10] (0:11.69) | 0:12.59[7] (0:12.59) |
| Average Speed [km/h] | 48.0 | 63.8 | 62.2 | 61.8 | 62.1 | 61.6 | 57.3 |
| Top Speed [km/h] | 64.8 | 64.6 | 62.9 | 62.6 | 62.8 | 62.9 | 60.1 |
| Avg. Dist. to Rail [m] | 7.5 | 3.9 | 3.8 | 4.5 | 6.0 | 10.1 | 10.9 |
| Avg. Stride Freq. [Hz] | 2.3 | 2.4 | 2.3 | 2.3 | 2.3 | 2.4 | 2.3 |
| Avg. Stride Length [m] | 5.4 | 7.5 | 7.7 | 7.5 | 7.5 | 7.3 | 7.0 |



[] Ranking at each section and finish
-:-:- No data available at this section
NA No data available

| | |
|--------------------------------|------------------------------|
| Horse/Jockey Name | FEAR THE ZOU/Rochelle Milnes |
| Finish Rank | 7 |
| Fastest Section Time (Section) | 0:10.93 (L1200) |
| Top Speed [km/h] (Section) | 68.5 (Overall) |
| Race State | Finished |



Thomas Farms Rc Murray Bridge-
Professional-2026-01-01

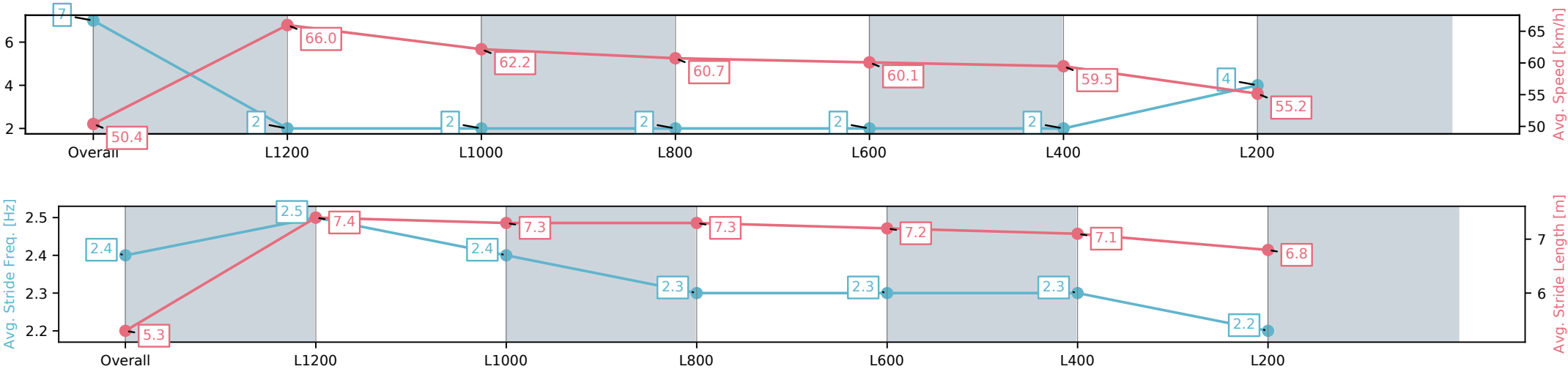
Race 3: Magic Millions Maiden Plate - 1400m

01 January 2026 - 2:43PM

Track Rating: Good 4, Weather: Fine, Rail Position: +7m 1200m
Chute, +10m Remainder



| Section | Overall | L1200 | L1000 | L800 | L600 | L400 | L200 |
|------------------------|-------------------------|-------------------------|-------------------------|-------------------------|-------------------------|-------------------------|-------------------------|
| Section Times | 1:26.36[7] (0:14.28) | 1:12.07[2] (0:10.93) | 1:01.14[2] (0:11.63) | 0:49.51[2] (0:12.17) | 0:37.34[2] (0:12.18) | 0:25.16[2] (0:12.11) | 0:13.05[4] (0:13.05) |
| Average Speed [km/h] | 50.4 | 66.0 | 62.2 | 60.7 | 60.1 | 59.5 | 55.2 |
| Top Speed [km/h] | 68.5 | 68.4 | 64.3 | 61.7 | 61.7 | 60.9 | 57.9 |
| Avg. Dist. to Rail [m] | 1.4 | 1.3 | 1.6 | 4.8 | 4.7 | 5.1 | 5.3 |
| Avg. Stride Freq. [Hz] | 2.4 | 2.5 | 2.4 | 2.3 | 2.3 | 2.3 | 2.2 |
| Avg. Stride Length [m] | 5.3 | 7.4 | 7.3 | 7.3 | 7.2 | 7.1 | 6.8 |



[] Ranking at each section and finish
-:-:- No data available at this section
NA No data available

| | |
|--------------------------------|-------------------------------|
| Horse/Jockey Name | ROAD TO THE CITY/Sairyn Fawke |
| Finish Rank | 8 |
| Fastest Section Time (Section) | 0:11.15 (L1200) |
| Top Speed [km/h] (Section) | 66.4 (Overall) |
| Race State | Finished |



Thomas Farms Rc Murray Bridge-
Professional-2026-01-01

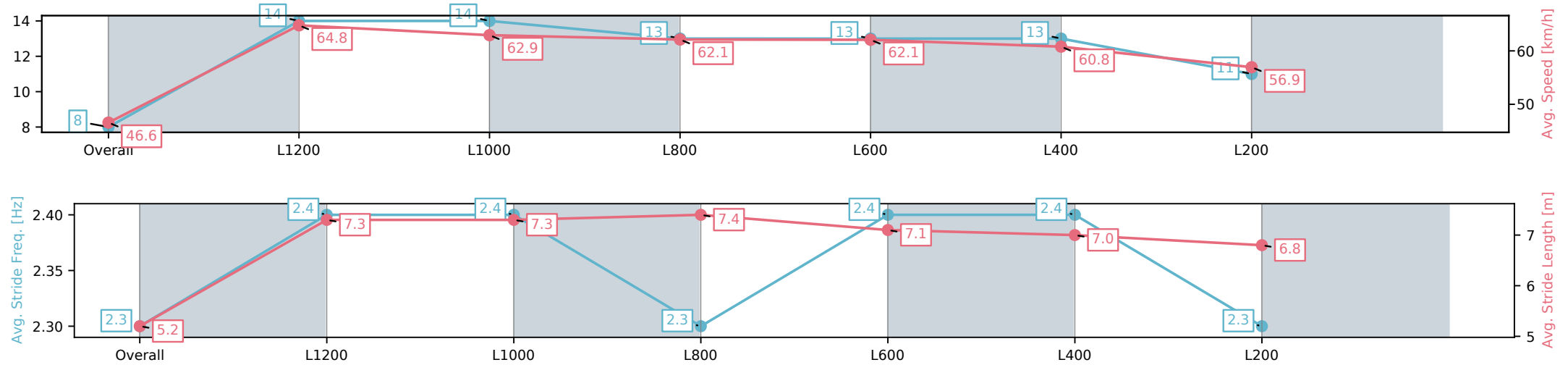
Race 3: Magic Millions Maiden Plate - 1400m

01 January 2026 - 2:43PM

Track Rating: Good 4, Weather: Fine, Rail Position: +7m 1200m
Chute, +10m Remainder



| Section | Overall | L1200 | L1000 | L800 | L600 | L400 | L200 |
|------------------------|-------------------------|--------------------------|--------------------------|--------------------------|--------------------------|--------------------------|--------------------------|
| Section Times | 1:26.54[8] (0:15.52) | 1:11.02[14] (0:11.15) | 0:59.87[14] (0:11.83) | 0:48.04[13] (0:11.80) | 0:36.24[13] (0:11.76) | 0:24.48[13] (0:11.85) | 0:12.63[11] (0:12.63) |
| Average Speed [km/h] | 46.6 | 64.8 | 62.9 | 62.1 | 62.1 | 60.8 | 56.9 |
| Top Speed [km/h] | 65.8 | 66.4 | 63.8 | 63.2 | 63.6 | 62.6 | 59.4 |
| Avg. Dist. to Rail [m] | 9.9 | 6.3 | 6.1 | 3.2 | 3.6 | 8.0 | 11.9 |
| Avg. Stride Freq. [Hz] | 2.3 | 2.4 | 2.4 | 2.3 | 2.4 | 2.4 | 2.3 |
| Avg. Stride Length [m] | 5.2 | 7.3 | 7.3 | 7.4 | 7.1 | 7.0 | 6.8 |



[] Ranking at each section and finish
-:-:- No data available at this section
NA No data available

| | |
|--------------------------------|-------------------------------|
| Horse/Jockey Name | GALILEO GOLD/Taylor Johnstone |
| Finish Rank | 9 |
| Fastest Section Time (Section) | 0:11.25 (L1200) |
| Top Speed [km/h] (Section) | 64.8 (Overall) |
| Race State | Finished |



Thomas Farms Rc Murray Bridge-
Professional-2026-01-01

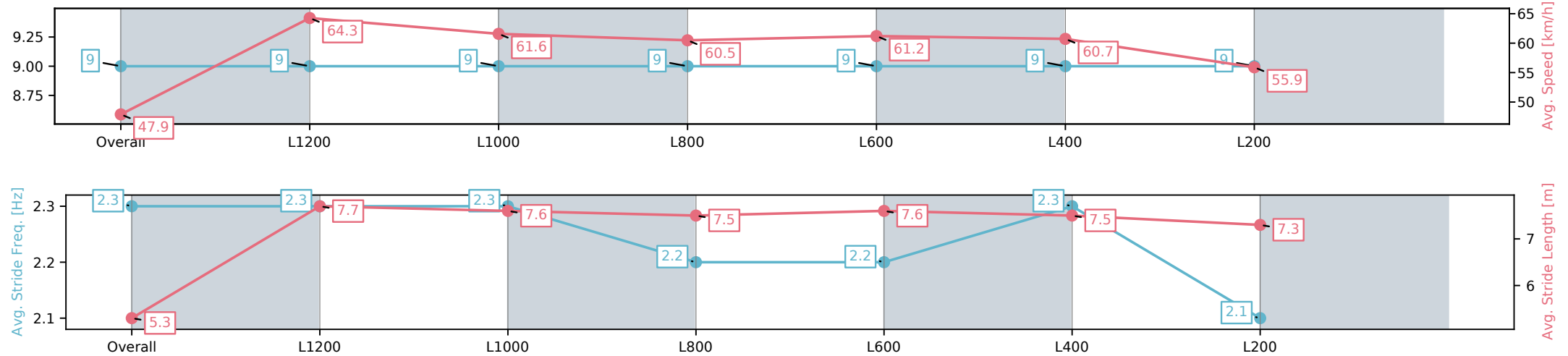
Race 3: Magic Millions Maiden Plate - 1400m

01 January 2026 - 2:43PM

Track Rating: Good 4, Weather: Fine, Rail Position: +7m 1200m
Chute, +10m Remainder



| Section | Overall | L1200 | L1000 | L800 | L600 | L400 | L200 |
|------------------------|-------------------------|-------------------------|-------------------------|-------------------------|-------------------------|-------------------------|-------------------------|
| Section Times | 1:26.59[9] (0:15.01) | 1:11.58[9] (0:11.25) | 1:00.33[9] (0:11.79) | 0:48.54[9] (0:11.94) | 0:36.60[9] (0:11.86) | 0:24.74[9] (0:11.86) | 0:12.88[9] (0:12.88) |
| Average Speed [km/h] | 47.9 | 64.3 | 61.6 | 60.5 | 61.2 | 60.7 | 55.9 |
| Top Speed [km/h] | 64.8 | 64.7 | 62.7 | 61.2 | 62.2 | 62.4 | 59.0 |
| Avg. Dist. to Rail [m] | 2.3 | 1.9 | 1.8 | 1.2 | 1.8 | 6.6 | 7.7 |
| Avg. Stride Freq. [Hz] | 2.3 | 2.3 | 2.3 | 2.2 | 2.2 | 2.3 | 2.1 |
| Avg. Stride Length [m] | 5.3 | 7.7 | 7.6 | 7.5 | 7.6 | 7.5 | 7.3 |



[] Ranking at each section and finish
-:-:- No data available at this section
NA No data available

| | |
|--------------------------------|------------------------|
| Horse/Jockey Name | ESTICON/Teagan Voorham |
| Finish Rank | 10 |
| Fastest Section Time (Section) | 0:10.87 (L1200) |
| Top Speed [km/h] (Section) | 67.0 (Overall) |
| Race State | Finished |



Thomas Farms Rc Murray Bridge-
Professional-2026-01-01

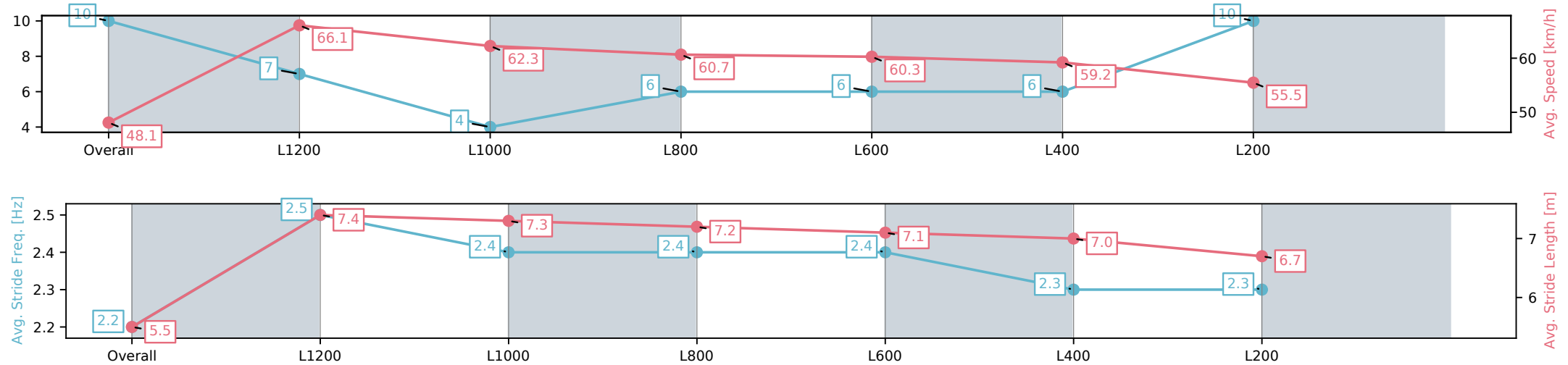
Race 3: Magic Millions Maiden Plate - 1400m

01 January 2026 - 2:43PM

Track Rating: Good 4, Weather: Fine, Rail Position: +7m 1200m
Chute, +10m Remainder



| Section | Overall | L1200 | L1000 | L800 | L600 | L400 | L200 |
|------------------------|--------------------------|-------------------------|-------------------------|-------------------------|-------------------------|-------------------------|--------------------------|
| Section Times | 1:26.78[10] (0:14.99) | 1:11.79[7] (0:10.87) | 1:00.92[4] (0:11.69) | 0:49.23[6] (0:12.04) | 0:37.19[6] (0:12.07) | 0:25.12[6] (0:12.15) | 0:12.97[10] (0:12.97) |
| Average Speed [km/h] | 48.1 | 66.1 | 62.3 | 60.7 | 60.3 | 59.2 | 55.5 |
| Top Speed [km/h] | 65.8 | 67.0 | 64.1 | 61.7 | 61.7 | 61.8 | 58.2 |
| Avg. Dist. to Rail [m] | 2.0 | 0.7 | 1.5 | 2.8 | 2.7 | 3.3 | 3.0 |
| Avg. Stride Freq. [Hz] | 2.2 | 2.5 | 2.4 | 2.4 | 2.4 | 2.3 | 2.3 |
| Avg. Stride Length [m] | 5.5 | 7.4 | 7.3 | 7.2 | 7.1 | 7.0 | 6.7 |



[] Ranking at each section and finish
-:-:- No data available at this section
NA No data available

| | |
|--------------------------------|--------------------------|
| Horse/Jockey Name | MIRALAND/Stacey Metcalfe |
| Finish Rank | 11 |
| Fastest Section Time (Section) | 0:11.35 (L1200) |
| Top Speed [km/h] (Section) | 65.2 (Overall) |
| Race State | Finished |



Thomas Farms Rc Murray Bridge-
Professional-2026-01-01

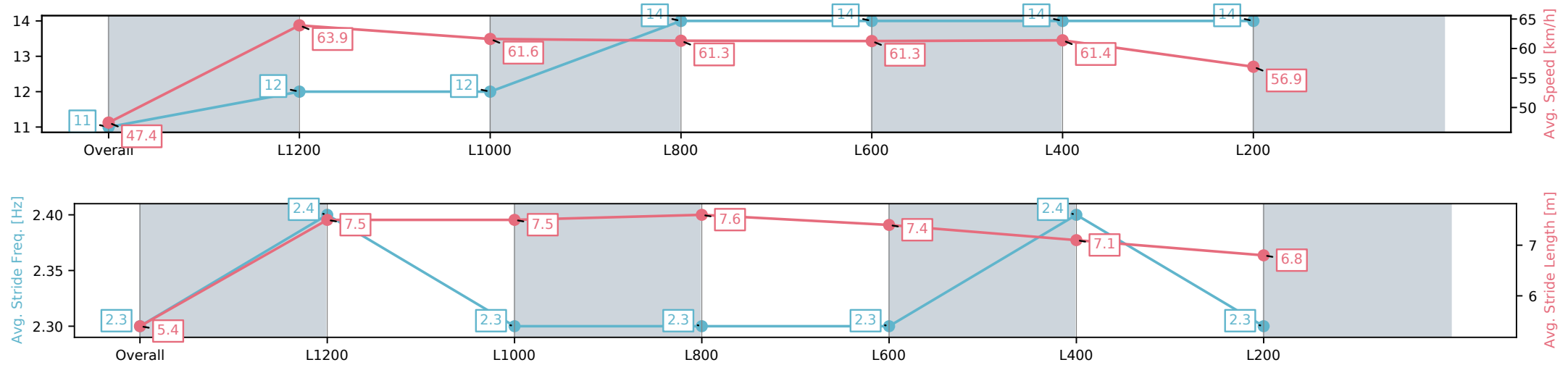
Race 3: Magic Millions Maiden Plate - 1400m

01 January 2026 - 2:43PM

Track Rating: Good 4, Weather: Fine, Rail Position: +7m 1200m
Chute, +10m Remainder



| Section | Overall | L1200 | L1000 | L800 | L600 | L400 | L200 |
|------------------------|--------------------------|--------------------------|--------------------------|--------------------------|--------------------------|--------------------------|--------------------------|
| Section Times | 1:26.97[11] (0:15.15) | 1:11.82[12] (0:11.35) | 1:00.47[12] (0:12.02) | 0:48.45[14] (0:12.04) | 0:36.41[14] (0:11.99) | 0:24.42[14] (0:11.74) | 0:12.68[14] (0:12.68) |
| Average Speed [km/h] | 47.4 | 63.9 | 61.6 | 61.3 | 61.3 | 61.4 | 56.9 |
| Top Speed [km/h] | 64.4 | 65.2 | 63.4 | 62.7 | 62.0 | 62.2 | 59.2 |
| Avg. Dist. to Rail [m] | 8.7 | 4.8 | 5.5 | 5.3 | 5.6 | 8.7 | 10.8 |
| Avg. Stride Freq. [Hz] | 2.3 | 2.4 | 2.3 | 2.3 | 2.3 | 2.4 | 2.3 |
| Avg. Stride Length [m] | 5.4 | 7.5 | 7.5 | 7.6 | 7.4 | 7.1 | 6.8 |



[] Ranking at each section and finish
-:-:- No data available at this section
NA No data available

| | |
|--------------------------------|--------------------------|
| Horse/Jockey Name | BANDICOOT/Emily Finnegan |
| Finish Rank | 12 |
| Fastest Section Time (Section) | 0:11.17 (L1200) |
| Top Speed [km/h] (Section) | 66.2 (Overall) |
| Race State | Finished |



Thomas Farms Rc Murray Bridge-
Professional-2026-01-01

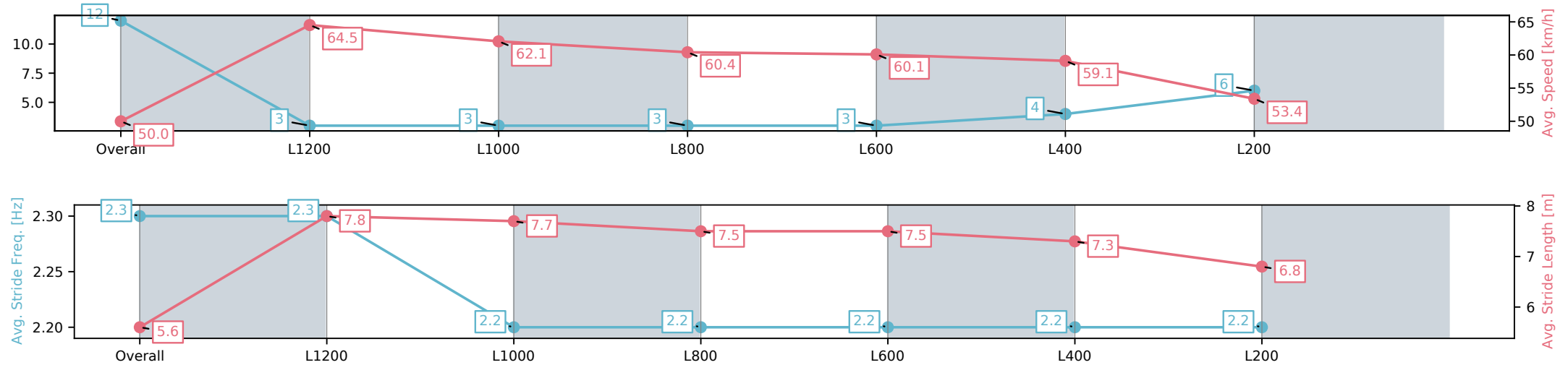
Race 3: Magic Millions Maiden Plate - 1400m

01 January 2026 - 2:43PM

Track Rating: Good 4, Weather: Fine, Rail Position: +7m 1200m
Chute, +10m Remainder



| Section | Overall | L1200 | L1000 | L800 | L600 | L400 | L200 |
|------------------------|--------------------------|-------------------------|-------------------------|-------------------------|-------------------------|-------------------------|-------------------------|
| Section Times | 1:27.05[12] (0:14.40) | 1:12.65[3] (0:11.17) | 1:01.48[3] (0:11.64) | 0:49.84[3] (0:12.04) | 0:37.80[3] (0:12.11) | 0:25.69[4] (0:12.23) | 0:13.46[6] (0:13.46) |
| Average Speed [km/h] | 50.0 | 64.5 | 62.1 | 60.4 | 60.1 | 59.1 | 53.4 |
| Top Speed [km/h] | 66.2 | 66.0 | 63.4 | 61.5 | 61.2 | 61.2 | 57.2 |
| Avg. Dist. to Rail [m] | 1.6 | 0.4 | 0.6 | 2.2 | 3.2 | 5.5 | 5.8 |
| Avg. Stride Freq. [Hz] | 2.3 | 2.3 | 2.2 | 2.2 | 2.2 | 2.2 | 2.2 |
| Avg. Stride Length [m] | 5.6 | 7.8 | 7.7 | 7.5 | 7.5 | 7.3 | 6.8 |



[] Ranking at each section and finish
-:-:- No data available at this section
NA No data available

| | |
|--------------------------------|----------------------------|
| Horse/Jockey Name | THE BIG CHUNK/Todd Pannell |
| Finish Rank | 13 |
| Fastest Section Time (Section) | 0:11.12 (L1200) |
| Top Speed [km/h] (Section) | 65.8 (Overall) |
| Race State | Finished |



Thomas Farms Rc Murray Bridge-
Professional-2026-01-01

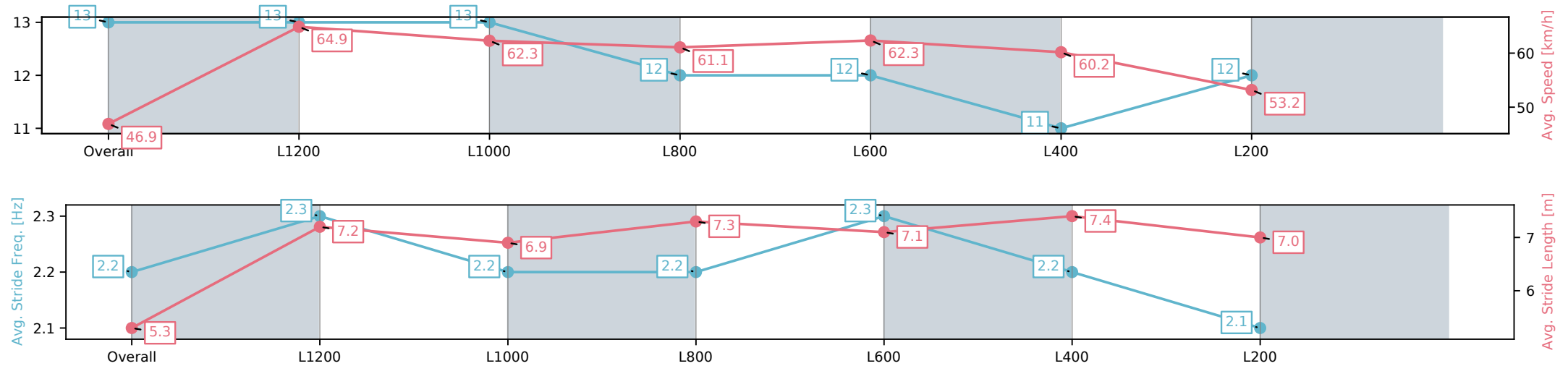
Race 3: Magic Millions Maiden Plate - 1400m

01 January 2026 - 2:43PM

Track Rating: Good 4, Weather: Fine, Rail Position: +7m 1200m
Chute, +10m Remainder



| Section | Overall | L1200 | L1000 | L800 | L600 | L400 | L200 |
|------------------------|--------------------------|--------------------------|--------------------------|--------------------------|--------------------------|--------------------------|--------------------------|
| Section Times | 1:27.52[13] (0:15.41) | 1:12.11[13] (0:11.12) | 1:00.99[13] (0:11.73) | 0:49.26[12] (0:12.03) | 0:37.23[12] (0:11.71) | 0:25.52[11] (0:11.98) | 0:13.54[12] (0:13.54) |
| Average Speed [km/h] | 46.9 | 64.9 | 62.3 | 61.1 | 62.3 | 60.2 | 53.2 |
| Top Speed [km/h] | 64.9 | 65.8 | 63.5 | 61.9 | 63.6 | 62.7 | 57.5 |
| Avg. Dist. to Rail [m] | 8.8 | 1.5 | 3.0 | 3.9 | 3.8 | 5.6 | 5.9 |
| Avg. Stride Freq. [Hz] | 2.2 | 2.3 | 2.2 | 2.2 | 2.3 | 2.2 | 2.1 |
| Avg. Stride Length [m] | 5.3 | 7.2 | 6.9 | 7.3 | 7.1 | 7.4 | 7.0 |



[] Ranking at each section and finish
-:-:- No data available at this section
NA No data available

| | |
|--------------------------------|-----------------------------|
| Horse/Jockey Name | BLACK SHELLAC/Dylan Caboche |
| Finish Rank | 14 |
| Fastest Section Time (Section) | 0:11.03 (L1200) |
| Top Speed [km/h] (Section) | 66.9 (Overall) |
| Race State | Finished |



Thomas Farms Rc Murray Bridge-
Professional-2026-01-01

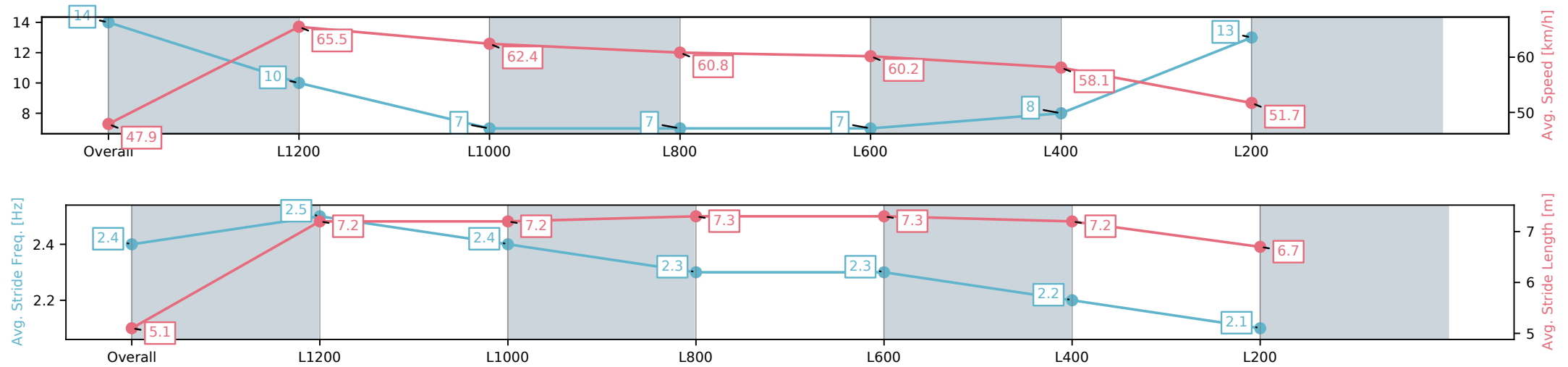
Race 3: Magic Millions Maiden Plate - 1400m

01 January 2026 - 2:43PM

Track Rating: Good 4, Weather: Fine, Rail Position: +7m 1200m
Chute, +10m Remainder



| Section | Overall | L1200 | L1000 | L800 | L600 | L400 | L200 |
|------------------------|--------------------------|--------------------------|-------------------------|-------------------------|-------------------------|-------------------------|--------------------------|
| Section Times | 1:28.09[14] (0:15.02) | 1:13.07[10] (0:11.03) | 1:02.04[7] (0:11.61) | 0:50.43[7] (0:11.96) | 0:38.47[7] (0:12.14) | 0:26.33[8] (0:12.39) | 0:13.94[13] (0:13.94) |
| Average Speed [km/h] | 47.9 | 65.5 | 62.4 | 60.8 | 60.2 | 58.1 | 51.7 |
| Top Speed [km/h] | 66.5 | 66.9 | 64.7 | 62.7 | 61.0 | 60.1 | 55.7 |
| Avg. Dist. to Rail [m] | 3.2 | 0.9 | 1.6 | 2.5 | 3.4 | 6.9 | 8.1 |
| Avg. Stride Freq. [Hz] | 2.4 | 2.5 | 2.4 | 2.3 | 2.3 | 2.2 | 2.1 |
| Avg. Stride Length [m] | 5.1 | 7.2 | 7.2 | 7.3 | 7.3 | 7.2 | 6.7 |



[] Ranking at each section and finish
-:-:- No data available at this section
NA No data available