



# Thomas Farms Rc Murray Bridge-Professional-2026-01-01

## Race 2: Spry Civil Construction Maiden Plate - 1000m

01 January 2026 - 2:03PM

Track Rating: Good 4, Weather: Fine, Rail Position: +7m 1200m Chute, +10m Remainder



### Section Field Times

Overall  
0:59.19  
(0:13.68)

L800  
0:45.51  
(0:10.79)

L600  
0:34.72  
(0:11.47)

L400  
0:23.25  
(0:11.35)

L200  
0:11.90  
(0:11.90)

Position	#	Horse/Jockey	Barrier	Top Speed [km/h]	Fastest Section	First 400m							Margin	Distance Travelled From Winner [m]
1	7	STYLISH FLIPPER	8	68.6	0:10.87	0:24.84	0:59.19	0:45.22 [6]	0:34.35 [6]	0:22.90 [6]	0:11.90 [1]		0:59.19	
		Kayla Crowther		1000-800	800-600		(0:13.97)	(0:10.87)	(0:11.45)	(0:11.00)	(0:11.90)			
2	4	SUMMERTIME MADNESS	11	68.3	0:10.89	0:25.16	0:59.38	0:45.11 [9]	0:34.22 [9]	0:23.04 [7]	0:11.96 [2]		1.31L	-1
		Todd Pannell		1000-800	800-600		(0:14.27)	(0:10.89)	(0:11.18)	(0:11.08)	(0:11.96)			
3	10	LADY BIV	7	68.5	0:10.90	0:25.01	0:59.53	0:45.42 [7]	0:34.52 [7]	0:23.08 [8]	0:11.79 [3]		2.31L	-2
		Tala Hutchinson		1000-800	800-600		(0:14.11)	(0:10.90)	(0:11.44)	(0:11.28)	(0:11.79)			
4	2	ON TIK	10	68.4	0:10.77	0:25.47	0:59.62	0:44.92 [11]	0:34.15 [11]	0:23.04 [10]	0:11.77 [5]		2.95L	-2
		Sophie Logan		800-600	800-600		(0:14.70)	(0:10.77)	(0:11.11)	(0:11.27)	(0:11.77)			
5	12	STAR SERPENT	9	68.2	0:10.90	0:25.03	0:59.89	0:45.76 [8]	0:34.86 [8]	0:23.44 [9]	0:11.91 [7]		4.73L	-2
		Matthew Chadwick		1000-800	800-600		(0:14.13)	(0:10.90)	(0:11.42)	(0:11.53)	(0:11.91)			
6	1	NIC THE CASH	4	68.3	0:10.98	0:24.77	1:00.37	0:46.58 [2]	0:35.60 [4]	0:24.18 [4]	0:12.52 [6]		7.97L	-4
		Alysha Warren		1000-800	800-600		(0:13.79)	(0:10.98)	(0:11.42)	(0:11.66)	(0:12.52)			
7	11	SECOND HEAVEN	3	68.3	0:10.76	0:24.67	1:00.41	0:46.50 [4]	0:35.74 [3]	0:24.30 [3]	0:12.41 [9]		8.25L	-3
		Caitlyn Munro		1000-800	800-600		(0:13.91)	(0:10.76)	(0:11.44)	(0:11.89)	(0:12.41)			
8	14	MERCHANT OF GREECE	2	68.6	0:10.79	0:24.47	1:00.47	0:46.79 [1]	0:36.00 [1]	0:24.53 [1]	0:12.72 [4]		8.65L	-6
		Alyssa Webb		1000-800	800-600		(0:13.68)	(0:10.79)	(0:11.47)	(0:11.81)	(0:12.72)			
9	3	ROUNCEY	1	68.8	0:10.87	0:24.82	1:00.66	0:46.71 [5]	0:35.84 [5]	0:24.39 [5]	0:12.66 [10]		9.95L	-2
		Sairyn Fawke		1000-800	800-600		(0:13.95)	(0:10.87)	(0:11.45)	(0:11.73)	(0:12.66)			
10	15	PRINCESS NOW	5	69.1	0:10.82	0:24.62	1:00.98	0:47.18 [3]	0:36.36 [2]	0:24.91 [2]	0:13.00 [7]		12.13L	-2
		Margaret Collett		1000-800	800-600		(0:13.80)	(0:10.82)	(0:11.45)	(0:11.91)	(0:13.00)			

Scratched: Ringside Reward (#6), Carpe Astra (#8), Gimme Some Lovin' (#9), Starnova (#13)

Report Created: Thu 01 January 2026 14:48:02 GMT+11 (Note: Timing is based on positional data)

Page 1/13

[ ] Position in running at each section and finish  
-:-:- No data available at this section  
NA No data available  
# Saddle cloth number  
DNF Did not finish  
DNT Did not track  
Background shading for fastest section



# Thomas Farms Rc Murray Bridge-Professional-2026-01-01

## Race 2: Spry Civil Construction Maiden Plate - 1000m

01 January 2026 - 2:03PM

Track Rating: Good 4, Weather: Fine, Rail Position: +7m 1200m Chute, +10m Remainder



### Section

### Field Times

Overall	L800	L600	L400	L200
0:59.19	0:45.51	0:34.72	0:23.25	0:11.90
(0:13.68)	(0:10.79)	(0:11.47)	(0:11.35)	(0:11.90)

Position	#	Horse/Jockey	Barrier	Top Speed [km/h]	Fastest Section	First 400m							Margin	Distance Travelled From Winner [m]
11	5	ALPHA IMPACT	6	68.1	0:10.88	0:25.41	1:01.05	0:46.52 [10]	0:35.64 [10]	0:24.29 [11]	0:12.70 [11]		12.57L	-4
		Connor Murtagh		1000-800	800-600		(0:14.53)	(0:10.88)	(0:11.35)	(0:11.59)	(0:12.70)			

Scratched: Ringside Reward (#6), Carpe Astra (#8), Gimme Some Lovin' (#9), Starnova (#13)

Horse/Jockey Name	STYLISH FLIPPER/Kayla Crowther
Finish Rank	1
Fastest Section Time (Section)	0:10.87 (L800)
Top Speed [km/h] (Section)	68.6 (Overall)
Race State	Finished



Thomas Farms Rc Murray Bridge-  
Professional-2026-01-01

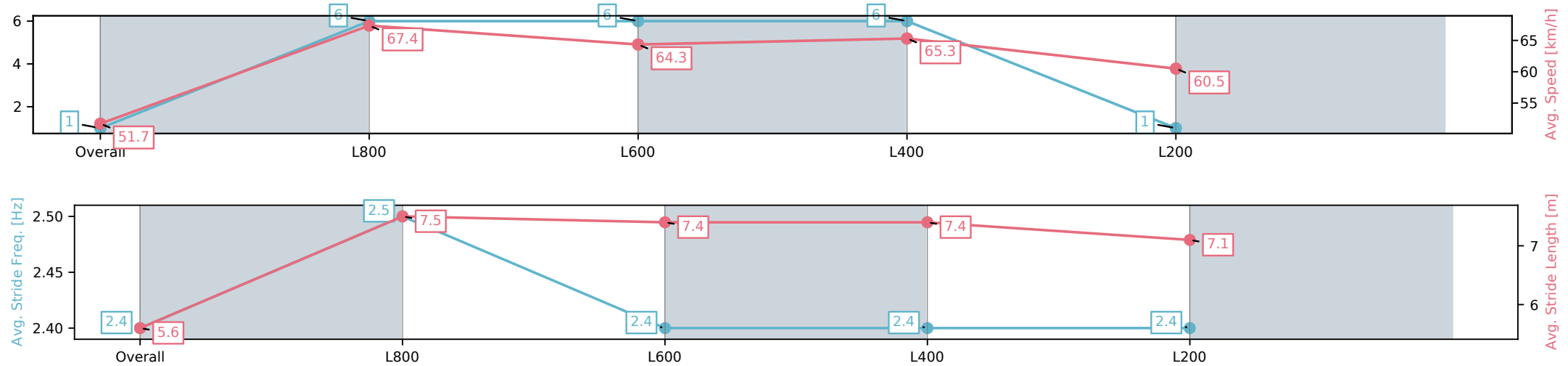
Race 2: Spry Civil Construction Maiden Plate - 1000m

01 January 2026 - 2:03PM

Track Rating: Good 4, Weather: Fine, Rail Position: +7m 1200m  
Chute, +10m Remainder



Section	Overall	L800	L600	L400	L200
Section Times	0:59.19[1] (0:13.97)	0:45.22[6] (0:10.87)	0:34.35[6] (0:11.45)	0:22.90[6] (0:11.00)	0:11.90[1] (0:11.90)
Average Speed [km/h]	51.7	67.4	64.3	65.3	60.5
Top Speed [km/h]	67.2	68.6	66.7	67.4	64.6
Avg. Dist. to Rail [m]	3.7	5.5	5.5	9.5	9.9
Avg. Stride Freq. [Hz]	2.4	2.5	2.4	2.4	2.4
Avg. Stride Length [m]	5.6	7.5	7.4	7.4	7.1



[ ] Ranking at each section and finish  
-:-:- No data available at this section  
NA No data available

Horse/Jockey Name	SUMMERTIME MADNESS/Todd Pannell
Finish Rank	2
Fastest Section Time (Section)	0:10.89 (L800)
Top Speed [km/h] (Section)	68.3 (Overall)
Race State	Finished



Thomas Farms Rc Murray Bridge-  
Professional-2026-01-01

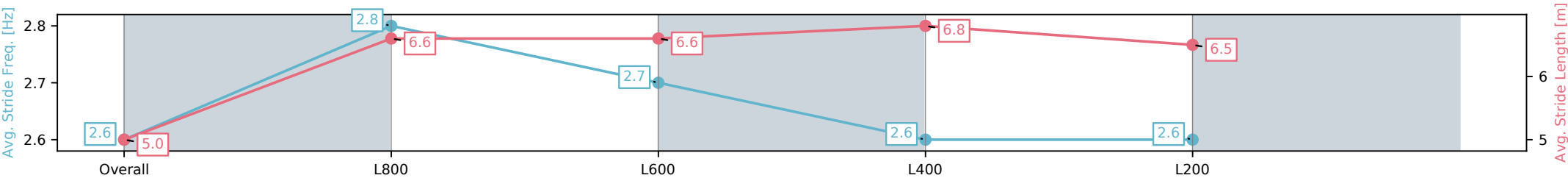
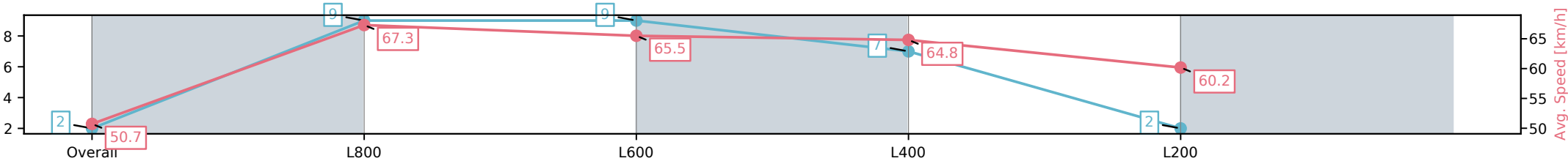
Race 2: Spry Civil Construction Maiden Plate - 1000m

01 January 2026 - 2:03PM

Track Rating: Good 4, Weather: Fine, Rail Position: +7m 1200m  
Chute, +10m Remainder



Section	Overall	L800	L600	L400	L200
Section Times	0:59.38[2] (0:14.27)	0:45.11[9] (0:10.89)	0:34.22[9] (0:11.18)	0:23.04[7] (0:11.08)	0:11.96[2] (0:11.96)
Average Speed [km/h]	50.7	67.3	65.5	64.8	60.2
Top Speed [km/h]	65.0	68.3	66.0	66.0	63.8
Avg. Dist. to Rail [m]	7.1	6.5	3.8	7.7	10.8
Avg. Stride Freq. [Hz]	2.6	2.8	2.7	2.6	2.6
Avg. Stride Length [m]	5.0	6.6	6.6	6.8	6.5



[ ] Ranking at each section and finish  
-:-:- No data available at this section  
NA No data available

Horse/Jockey Name	LADY BIV/Tala Hutchinson
Finish Rank	3
Fastest Section Time (Section)	0:10.90 (L800)
Top Speed [km/h] (Section)	68.5 (Overall)
Race State	Finished



Thomas Farms Rc Murray Bridge-  
Professional-2026-01-01

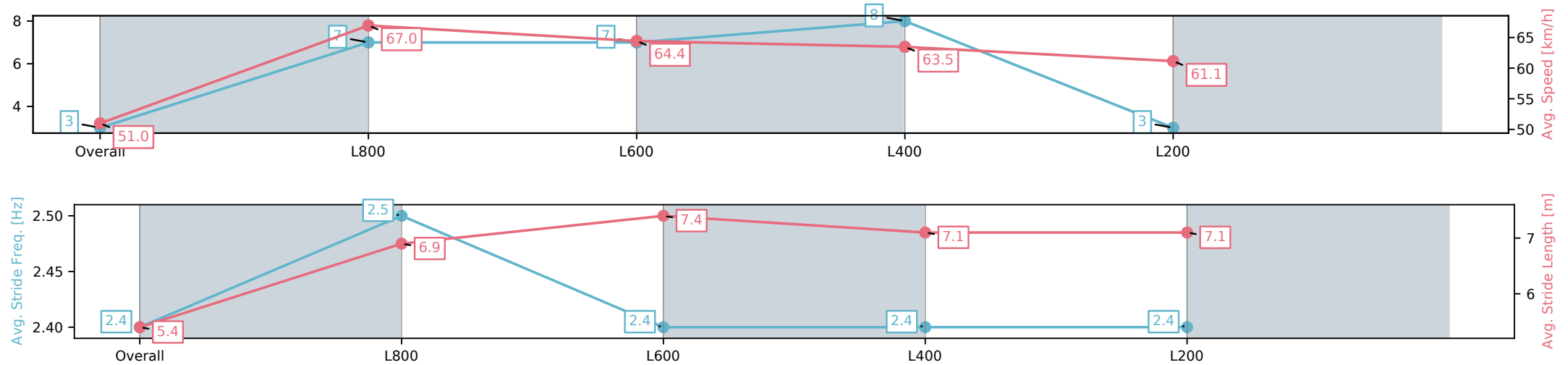
Race 2: Spry Civil Construction Maiden Plate - 1000m

01 January 2026 - 2:03PM

Track Rating: Good 4, Weather: Fine, Rail Position: +7m 1200m  
Chute, +10m Remainder



Section	Overall	L800	L600	L400	L200
Section Times	0:59.53[3] (0:14.11)	0:45.42[7] (0:10.90)	0:34.52[7] (0:11.44)	0:23.08[8] (0:11.28)	0:11.79[3] (0:11.79)
Average Speed [km/h]	51.0	67.0	64.4	63.5	61.1
Top Speed [km/h]	67.4	68.5	66.4	64.9	63.0
Avg. Dist. to Rail [m]	2.2	3.2	5.4	9.0	9.8
Avg. Stride Freq. [Hz]	2.4	2.5	2.4	2.4	2.4
Avg. Stride Length [m]	5.4	6.9	7.4	7.1	7.1



[ ] Ranking at each section and finish  
-:-:- No data available at this section  
NA No data available

Horse/Jockey Name	ON TIK/Sophie Logan
Finish Rank	4
Fastest Section Time (Section)	0:10.77 (L800)
Top Speed [km/h] (Section)	68.4 (L800)
Race State	Finished



Thomas Farms Rc Murray Bridge-  
Professional-2026-01-01

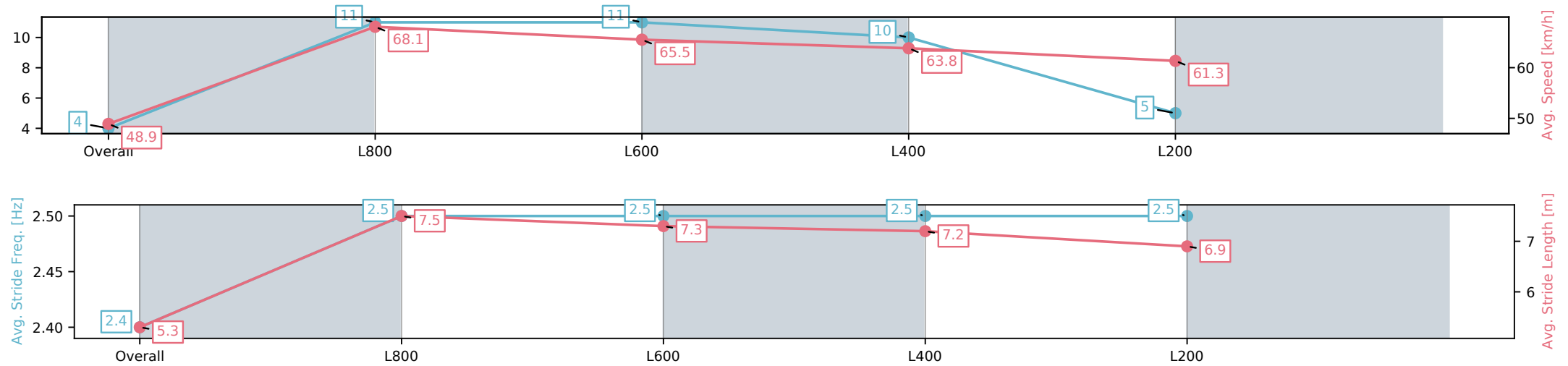
Race 2: Spry Civil Construction Maiden Plate - 1000m

01 January 2026 - 2:03PM

Track Rating: Good 4, Weather: Fine, Rail Position: +7m 1200m  
Chute, +10m Remainder



Section	Overall	L800	L600	L400	L200
Section Times	0:59.62[4] (0:14.70)	0:44.92[11] (0:10.77)	0:34.15[11] (0:11.11)	0:23.04[10] (0:11.27)	0:11.77[5] (0:11.77)
Average Speed [km/h]	48.9	68.1	65.5	63.8	61.3
Top Speed [km/h]	67.5	68.4	68.4	64.8	62.8
Avg. Dist. to Rail [m]	6.0	4.5	3.9	6.8	7.7
Avg. Stride Freq. [Hz]	2.4	2.5	2.5	2.5	2.5
Avg. Stride Length [m]	5.3	7.5	7.3	7.2	6.9



[ ] Ranking at each section and finish  
-:-:- No data available at this section  
NA No data available

Horse/Jockey Name	STAR SERPENT/Matthew Chadwick
Finish Rank	5
Fastest Section Time (Section)	0:10.90 (L800)
Top Speed [km/h] (Section)	68.2 (Overall)
Race State	Finished



Thomas Farms Rc Murray Bridge-  
Professional-2026-01-01

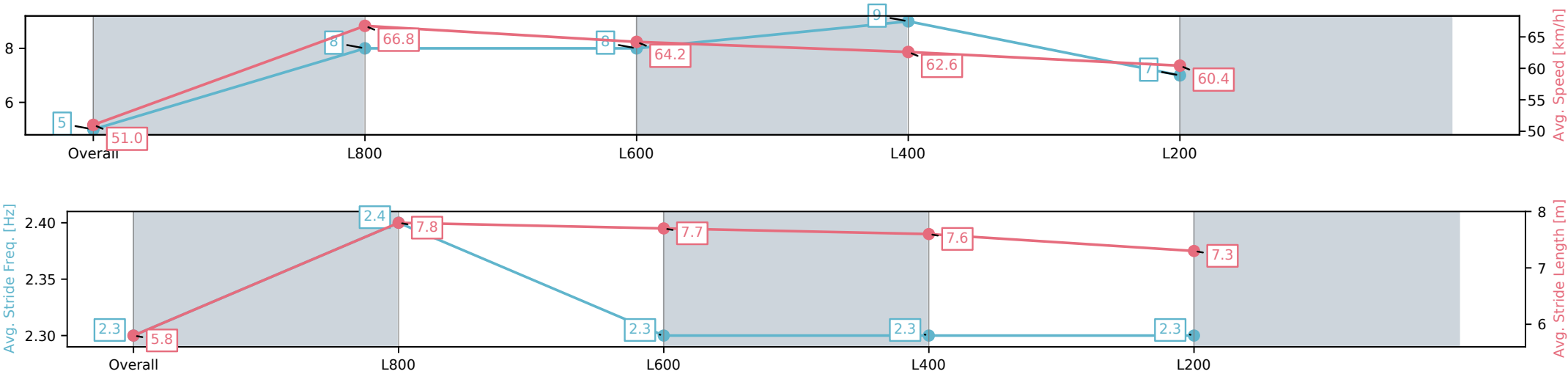
Race 2: Spry Civil Construction Maiden Plate - 1000m

01 January 2026 - 2:03PM

Track Rating: Good 4, Weather: Fine, Rail Position: +7m 1200m  
Chute, +10m Remainder



Section	Overall	L800	L600	L400	L200
Section Times	0:59.89[5] (0:14.13)	0:45.76[8] (0:10.90)	0:34.86[8] (0:11.42)	0:23.44[9] (0:11.53)	0:11.91[7] (0:11.91)
Average Speed [km/h]	51.0	66.8	64.2	62.6	60.4
Top Speed [km/h]	66.1	68.2	66.0	63.2	62.8
Avg. Dist. to Rail [m]	3.8	4.6	3.8	8.4	10.1
Avg. Stride Freq. [Hz]	2.3	2.4	2.3	2.3	2.3
Avg. Stride Length [m]	5.8	7.8	7.7	7.6	7.3



[ ] Ranking at each section and finish  
-:-:- No data available at this section  
NA No data available

Horse/Jockey Name	NIC THE CASH/Alysha Warren
Finish Rank	6
Fastest Section Time (Section)	0:10.98 (L800)
Top Speed [km/h] (Section)	68.3 (Overall)
Race State	Finished



Thomas Farms Rc Murray Bridge-  
Professional-2026-01-01

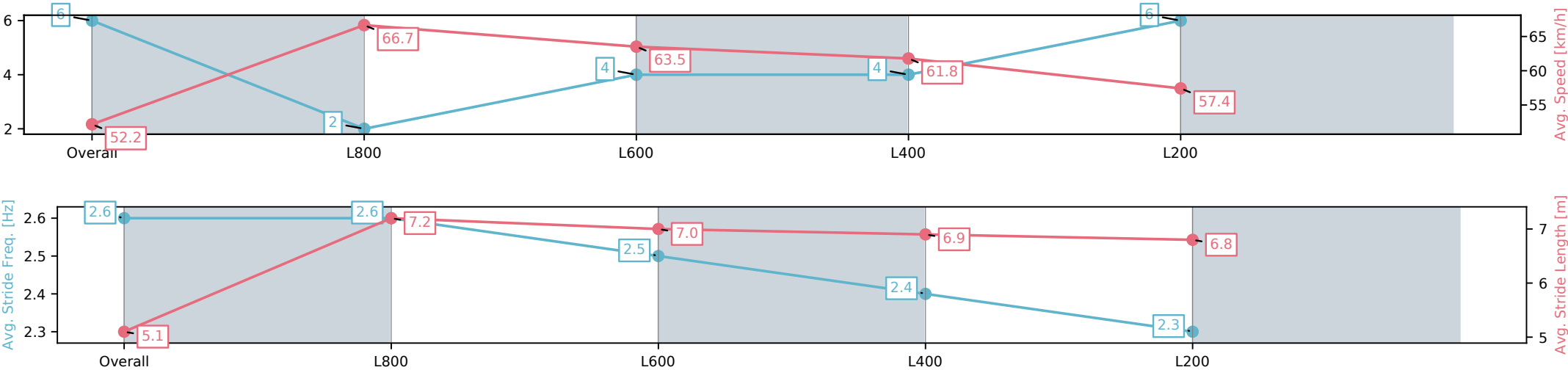
Race 2: Spry Civil Construction Maiden Plate - 1000m

01 January 2026 - 2:03PM

Track Rating: Good 4, Weather: Fine, Rail Position: +7m 1200m  
Chute, +10m Remainder



Section	Overall	L800	L600	L400	L200
Section Times	1:00.37[6] (0:13.79)	0:46.58[2] (0:10.98)	0:35.60[4] (0:11.42)	0:24.18[4] (0:11.66)	0:12.52[6] (0:12.52)
Average Speed [km/h]	52.2	66.7	63.5	61.8	57.4
Top Speed [km/h]	67.6	68.3	64.8	64.1	60.5
Avg. Dist. to Rail [m]	1.4	4.3	1.7	3.8	5.3
Avg. Stride Freq. [Hz]	2.6	2.6	2.5	2.4	2.3
Avg. Stride Length [m]	5.1	7.2	7.0	6.9	6.8



- [ ] Ranking at each section and finish
- :-:- No data available at this section
- NA No data available



Horse/Jockey Name	SECOND HEAVEN/Caitlyn Munro
Finish Rank	7
Fastest Section Time (Section)	0:10.76 (L800)
Top Speed [km/h] (Section)	68.3 (Overall)
Race State	Finished



Thomas Farms Rc Murray Bridge-  
Professional-2026-01-01

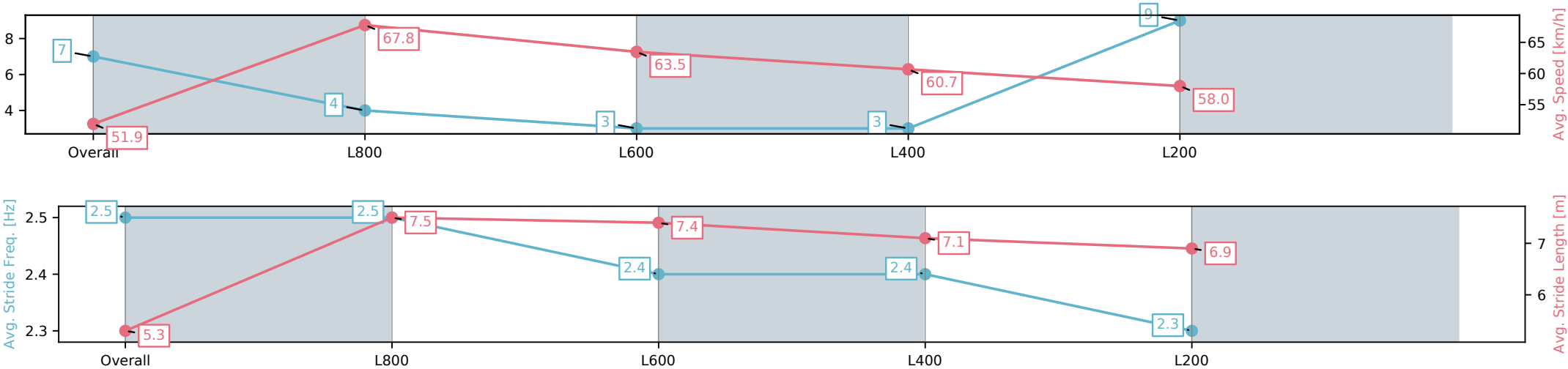
Race 2: Spry Civil Construction Maiden Plate - 1000m

01 January 2026 - 2:03PM

Track Rating: Good 4, Weather: Fine, Rail Position: +7m 1200m  
Chute, +10m Remainder



Section	Overall	L800	L600	L400	L200
Section Times	1:00.41[7] (0:13.91)	0:46.50[4] (0:10.76)	0:35.74[3] (0:11.44)	0:24.30[3] (0:11.89)	0:12.41[9] (0:12.41)
Average Speed [km/h]	51.9	67.8	63.5	60.7	58.0
Top Speed [km/h]	67.4	68.3	66.2	63.2	60.3
Avg. Dist. to Rail [m]	0.5	3.6	3.2	7.6	8.5
Avg. Stride Freq. [Hz]	2.5	2.5	2.4	2.4	2.3
Avg. Stride Length [m]	5.3	7.5	7.4	7.1	6.9



[ ] Ranking at each section and finish  
-:-:- No data available at this section  
NA No data available

Horse/Jockey Name	MERCHANT OF GREECE/Alyssa Webb
Finish Rank	8
Fastest Section Time (Section)	0:10.79 (L800)
Top Speed [km/h] (Section)	68.6 (Overall)
Race State	Finished



Thomas Farms Rc Murray Bridge-  
Professional-2026-01-01

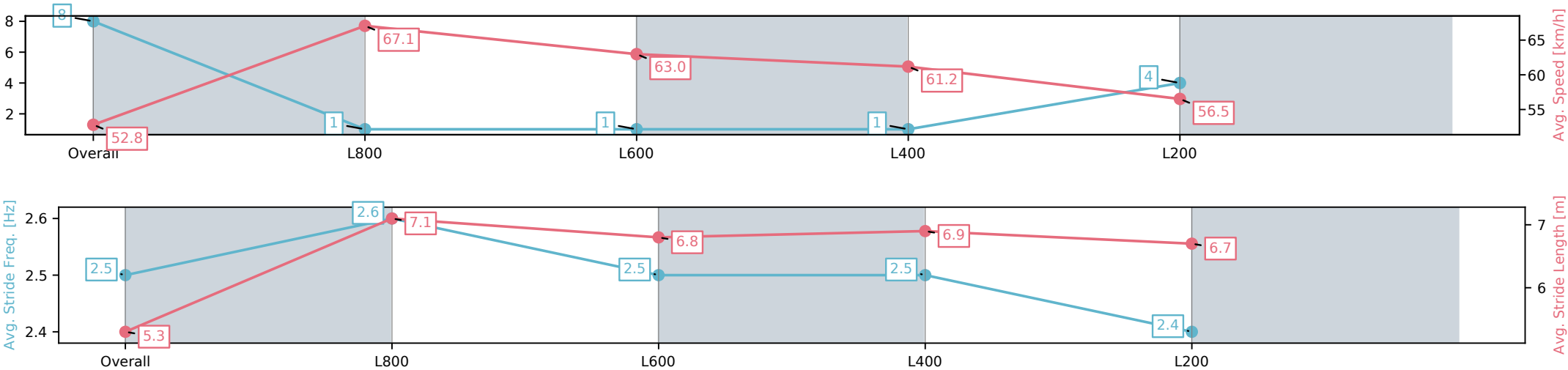
Race 2: Spry Civil Construction Maiden Plate - 1000m

01 January 2026 - 2:03PM

Track Rating: Good 4, Weather: Fine, Rail Position: +7m 1200m  
Chute, +10m Remainder



Section	Overall	L800	L600	L400	L200
Section Times	1:00.47[8] (0:13.68)	0:46.79[1] (0:10.79)	0:36.00[1] (0:11.47)	0:24.53[1] (0:11.81)	0:12.72[4] (0:12.72)
Average Speed [km/h]	52.8	67.1	63.0	61.2	56.5
Top Speed [km/h]	68.5	68.6	64.4	62.6	59.3
Avg. Dist. to Rail [m]	1.0	2.4	1.5	3.1	3.2
Avg. Stride Freq. [Hz]	2.5	2.6	2.5	2.5	2.4
Avg. Stride Length [m]	5.3	7.1	6.8	6.9	6.7



[ ] Ranking at each section and finish  
-:-:- No data available at this section  
NA No data available

Horse/Jockey Name	ROUNCEY/Sairyn Fawke
Finish Rank	9
Fastest Section Time (Section)	0:10.87 (L800)
Top Speed [km/h] (Section)	68.8 (Overall)
Race State	Finished



Thomas Farms Rc Murray Bridge-  
Professional-2026-01-01

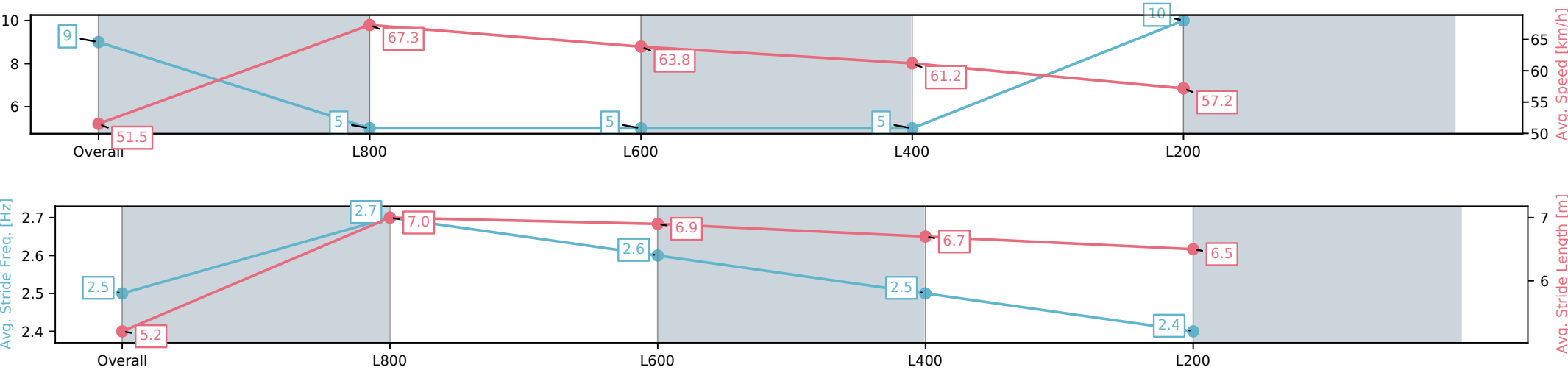
Race 2: Spry Civil Construction Maiden Plate - 1000m

01 January 2026 - 2:03PM

Track Rating: Good 4, Weather: Fine, Rail Position: +7m 1200m  
Chute, +10m Remainder



Section	Overall	L800	L600	L400	L200
Section Times	1:00.66[9] (0:13.95)	0:46.71[5] (0:10.87)	0:35.84[5] (0:11.45)	0:24.39[5] (0:11.73)	0:12.66[10] (0:12.66)
Average Speed [km/h]	51.5	67.3	63.8	61.2	57.2
Top Speed [km/h]	68.8	68.7	65.6	63.7	61.0
Avg. Dist. to Rail [m]	1.0	3.8	4.1	6.8	8.4
Avg. Stride Freq. [Hz]	2.5	2.7	2.6	2.5	2.4
Avg. Stride Length [m]	5.2	7.0	6.9	6.7	6.5



[ ] Ranking at each section and finish  
-:-:- No data available at this section  
NA No data available

Horse/Jockey Name	PRINCESS NOW/Margaret Collett
Finish Rank	10
Fastest Section Time (Section)	0:10.82 (L800)
Top Speed [km/h] (Section)	69.1 (Overall)
Race State	Finished



Thomas Farms Rc Murray Bridge-  
Professional-2026-01-01

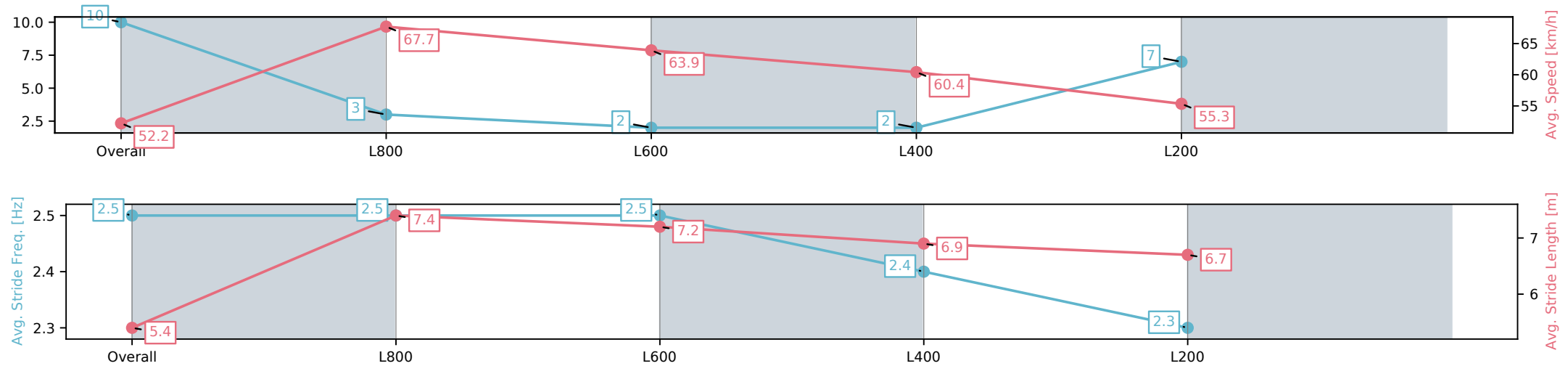
Race 2: Spry Civil Construction Maiden Plate - 1000m

01 January 2026 - 2:03PM

Track Rating: Good 4, Weather: Fine, Rail Position: +7m 1200m  
Chute, +10m Remainder



Section	Overall	L800	L600	L400	L200
Section Times	1:00.98[10] (0:13.80)	0:47.18[3] (0:10.82)	0:36.36[2] (0:11.45)	0:24.91[2] (0:11.91)	0:13.00[7] (0:13.00)
Average Speed [km/h]	52.2	67.7	63.9	60.4	55.3
Top Speed [km/h]	68.1	69.1	64.8	62.2	59.1
Avg. Dist. to Rail [m]	2.8	5.6	3.8	8.1	9.3
Avg. Stride Freq. [Hz]	2.5	2.5	2.5	2.4	2.3
Avg. Stride Length [m]	5.4	7.4	7.2	6.9	6.7



[ ] Ranking at each section and finish  
-:-:- No data available at this section  
NA No data available

Horse/Jockey Name	ALPHA IMPACT/Connor Murtagh
Finish Rank	11
Fastest Section Time (Section)	0:10.88 (L800)
Top Speed [km/h] (Section)	68.1 (Overall)
Race State	Finished



Thomas Farms Rc Murray Bridge-  
Professional-2026-01-01

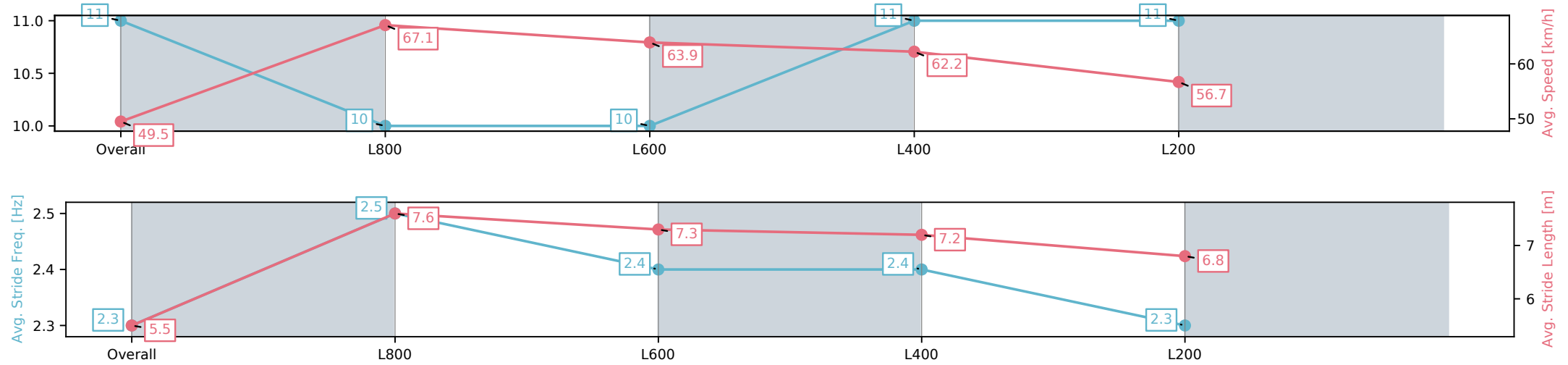
Race 2: Spry Civil Construction Maiden Plate - 1000m

01 January 2026 - 2:03PM

Track Rating: Good 4, Weather: Fine, Rail Position: +7m 1200m  
Chute, +10m Remainder



Section	Overall	L800	L600	L400	L200
Section Times	1:01.05[11] (0:14.53)	0:46.52[10] (0:10.88)	0:35.64[10] (0:11.35)	0:24.29[11] (0:11.59)	0:12.70[11] (0:12.70)
Average Speed [km/h]	49.5	67.1	63.9	62.2	56.7
Top Speed [km/h]	68.1	68.1	65.6	64.3	60.0
Avg. Dist. to Rail [m]	1.5	2.9	2.8	8.5	9.3
Avg. Stride Freq. [Hz]	2.3	2.5	2.4	2.4	2.3
Avg. Stride Length [m]	5.5	7.6	7.3	7.2	6.8



[ ] Ranking at each section and finish  
-:-:- No data available at this section  
NA No data available