



Thomas Farms Rc Murray Bridge-Professional-2025-12-20

Race 9: Thomas Farms Handicap - 1400m

20 December 2025 - 5:20PM

Track Rating: Good 4, Weather: Overcast, Rail Position: +3m 900m-400m, True Remainder



Section Field Times							Overall	L1200	L1000	L800	L600	L400		
							1:24.75 (0:13.89)	1:10.86 (0:11.04)	0:59.82 (0:11.83)	0:48.00 (0:12.06)	0:35.94 (0:11.87)	0:24.07 (0:11.72)		
Position	#	Horse/Jockey	Barrier	Top Speed [km/h]	Fastest Section	First 400m							Distance Travelled From Winner [m]	
1	4	CONNI ISLAND	7	67.4	0:11.04	0:24.92	1:24.75	1:10.87 [1]	0:59.83 [1]	0:48.00 [1]	0:35.94 [2]	0:24.06 [2]		
		Alysha Warren		1400-1200	1200-1000		(0:13.88)	(0:11.04)	(0:11.83)	(0:12.06)	(0:11.88)	(0:11.71)		
2	2	COORONG TYCOON	1	66.7	0:11.06	0:25.38	1:25.03	1:10.71 [6]	0:59.65 [7]	0:47.94 [5]	0:36.07 [5]	0:24.25 [3]		-1
		Connor Murtagh		1400-1200	1200-1000		(0:14.32)	(0:11.06)	(0:11.71)	(0:11.87)	(0:11.82)	(0:11.86)		
3	13	SYNTHESISE	5	66.8	0:11.00	0:25.49	1:25.05	1:10.56 [9]	0:59.56 [8]	0:47.66 [10]	0:35.73 [9]	0:23.88 [7]		+2
		Kayla Crowther		1400-1200	1200-1000		(0:14.49)	(0:11.00)	(0:11.90)	(0:11.93)	(0:11.85)	(0:11.56)		
4	9	PRESS EXPRESS	6	66.2	0:11.17	0:25.53	1:25.34	1:10.98 [7]	0:59.81 [9]	0:47.96 [9]	0:35.88 [10]	0:24.09 [9]		+9
		Todd Pannell		1400-1200	1200-1000		(0:14.36)	(0:11.17)	(0:11.85)	(0:12.08)	(0:11.79)	(0:11.52)		
5	1	SPEEDTAIL	10	66.8	0:11.05	0:25.72	1:25.39	1:10.72 [10]	0:59.67 [11]	0:47.79 [11]	0:35.85 [11]	0:24.11 [10]		+3
		Alana Livesey		1400-1200	1200-1000		(0:14.67)	(0:11.05)	(0:11.88)	(0:11.94)	(0:11.74)	(0:11.73)		
6	5	HYSTERICAL LADY	11	66.1	0:11.03	0:25.95	1:25.53	1:10.61 [12]	0:59.58 [12]	0:47.81 [12]	0:35.92 [12]	0:24.12 [12]		+4
		Teagan Voorham		1400-1200	1200-1000		(0:14.92)	(0:11.03)	(0:11.77)	(0:11.89)	(0:11.80)	(0:11.71)		
7	8	STOLEN KISS	12	67.6	0:11.03	0:24.98	1:25.59	1:11.64 [2]	1:00.61 [2]	0:48.76 [3]	0:36.77 [3]	0:24.91 [1]		+2
		Jacob Opperman		1400-1200	1200-1000		(0:13.95)	(0:11.03)	(0:11.85)	(0:11.99)	(0:11.86)	(0:11.91)		
8	6	IMMORTAL SHIELD	2	66.5	0:11.04	0:25.31	1:25.65	1:11.38 [5]	1:00.34 [5]	0:48.55 [6]	0:36.48 [6]	0:24.62 [6]		+0
		Jason Holder		1400-1200	1200-1000		(0:14.27)	(0:11.04)	(0:11.79)	(0:12.07)	(0:11.86)	(0:11.86)		
9	3	SERINITE ILLUSION	4	65.9	0:11.13	0:25.37	1:25.97	1:11.73 [3]	1:00.60 [6]	0:48.76 [7]	0:36.67 [8]	0:24.73 [8]		+5
		Harry Grace		1400-1200	1200-1000		(0:14.24)	(0:11.13)	(0:11.84)	(0:12.09)	(0:11.94)	(0:12.01)		
10	12	BROWN NOSE DAY GAL	9	68.4	0:10.84	0:25.20	1:26.09	1:11.73 [8]	1:00.89 [3]	0:49.30 [2]	0:37.17 [4]	0:25.18 [5]		+8
		Brooke King		1400-1200	1200-1000		(0:14.36)	(0:10.84)	(0:11.59)	(0:12.13)	(0:11.99)	(0:12.16)		

Scratched: Andrew's Memory (#7), Prince Reichweite (#14)

Report Created: Sat 20 December 2025 18:17:14 GMT+11 (Note: Timing is based on positional data)

Page 1/16

[] Position in running at each section and finish
-:-:- No data available at this section
NA No data available
█ Background shading for fastest section

Saddle cloth number
DNF Did not finish
DNT Did not track



Thomas Farms Rc Murray Bridge-Professional-2025-12-20

Race 9: Thomas Farms Handicap - 1400m

20 December 2025 - 5:20PM

Track Rating: Good 4, Weather: Overcast, Rail Position: +3m 900m-400m, True Remainder



Section Field Times

Overall	L1200	L1000	L800	L600	L400
1:24.75	1:10.86	0:59.82	0:48.00	0:35.94	0:24.07
(0:13.89)	(0:11.04)	(0:11.83)	(0:12.06)	(0:11.87)	(0:11.72)

Position	#	Horse/Jockey	Barrier	Top Speed [km/h]	Fastest Section	First 400m								Distance Travelled From Winner [m]
11	10	SUNDOGG	3	66.9	0:10.93	0:25.20	1:26.22	1:11.95 [4]	1:01.02 [4]	0:49.38 [4]	0:37.41 [1]	0:25.41 [4]		+5
		Rochelle Milnes		1400-1200	1200-1000		(0:14.27)	(0:10.93)	(0:11.64)	(0:11.97)	(0:12.00)	(0:12.26)		
12	11	WHISKEY 'N' WOMEN	8	67.7	0:10.91	0:25.63	1:26.23	1:11.51 [11]	1:00.60 [10]	0:48.91 [8]	0:37.00 [7]	0:24.93 [11]		+0
		Dylan Caboche		1400-1200	1200-1000		(0:14.72)	(0:10.91)	(0:11.69)	(0:11.91)	(0:12.07)	(0:12.09)		

Scratched: Andrew's Memory (#7), Prince Reichweite (#14)



Thomas Farms Rc Murray Bridge-Professional-2025-12-20

Race 9: Thomas Farms Handicap - 1400m

20 December 2025 - 5:20PM

Track Rating: Good 4, Weather: Overcast, Rail Position: +3m 900m-400m, True Remainder



Section Field Times

L200
0:12.34
(0:12.34)

Position	#	Horse/Jockey	Barrier	Top Speed [km/h]	Fastest Section	First 400m	Margin	Distance Travelled From Winner [m]
1	4	CONNI ISLAND	7	67.4	0:11.04	0:24.92	0:12.35 [1]	1:24.75
		Alysha Warren		1400-1200	1200-1000		(0:12.35)	
2	2	COORONG TYCOON	1	66.7	0:11.06	0:25.38	0:12.39 [3]	1.76L
		Connor Murtagh		1400-1200	1200-1000		(0:12.39)	-1
3	13	SYNTHESISE	5	66.8	0:11.00	0:25.49	0:12.31 [4]	1.9L
		Kayla Crowther		1400-1200	1200-1000		(0:12.31)	+2
4	9	PRESS EXPRESS	6	66.2	0:11.17	0:25.53	0:12.57 [5]	3.81L
		Todd Pannell		1400-1200	1200-1000		(0:12.56)	+9
5	1	SPEEDTAIL	10	66.8	0:11.05	0:25.72	0:12.38 [7]	4.14L
		Alana Livesey		1400-1200	1200-1000		(0:12.38)	+3
6	5	HYSTERICAL LADY	11	66.1	0:11.03	0:25.95	0:12.41 [10]	5.0L
		Teagan Voorham		1400-1200	1200-1000		(0:12.41)	+4
7	8	STOLEN KISS	12	67.6	0:11.03	0:24.98	0:13.00 [2]	5.43L
		Jacob Opperman		1400-1200	1200-1000		(0:13.00)	+2
8	6	IMMORTAL SHIELD	2	66.5	0:11.04	0:25.31	0:12.76 [6]	5.8L
		Jason Holder		1400-1200	1200-1000		(0:12.76)	+0
9	3	SERINITE ILLUSION	4	65.9	0:11.13	0:25.37	0:12.72 [11]	7.88L
		Harry Grace		1400-1200	1200-1000		(0:12.72)	+5
10	12	BROWN NOSE DAY GAL	9	68.4	0:10.84	0:25.20	0:13.02 [8]	8.65L
		Brooke King		1400-1200	1200-1000		(0:13.02)	+8

Scratched: Andrew's Memory (#7), Prince Reichweite (#14)

Report Created: Sat 20 December 2025 18:17:15 GMT+11 (Note: Timing is based on positional data)

Page 3/16

[] Position in running at each section and finish
-:-:- No data available at this section
NA No data available
■ Background shading for fastest section

Saddle cloth number
DNF Did not finish
DNT Did not track

data processed by  TRIPLESDATA



Thomas Farms Rc Murray Bridge-Professional-2025-12-20

Race 9: Thomas Farms Handicap - 1400m

20 December 2025 - 5:20PM

Track Rating: Good 4, Weather: Overcast, Rail Position: +3m 900m-400m, True Remainder



Section Field Times

L200

0:12.34

(0:12.34)

Position	#	Horse/Jockey	Barrier	Top Speed [km/h]	Fastest Section	First 400m	Margin						Distance Travelled From Winner [m]	
11	10	SUNDOGG	3	66.9	0:10.93	0:25.20	0:13.15 [9]	9.43L						+5
		Rochelle Milnes		1400-1200	1200-1000		(0:13.15)							
12	11	WHISKEY 'N' WOMEN	8	67.7	0:10.91	0:25.63	0:12.84 [12]	9.52L						+0
		Dylan Caboche		1400-1200	1200-1000		(0:12.84)							

Scratched: Andrew's Memory (#7), Prince Reichweite (#14)

Horse/Jockey Name	CONNI ISLAND/Alysha Warren
Finish Rank	1
Fastest Section Time (Section)	0:11.04 (L1200)
Top Speed [km/h] (Section)	67.4 (Overall)
Race State	Finished



Thomas Farms Rc Murray Bridge-
Professional-2025-12-20

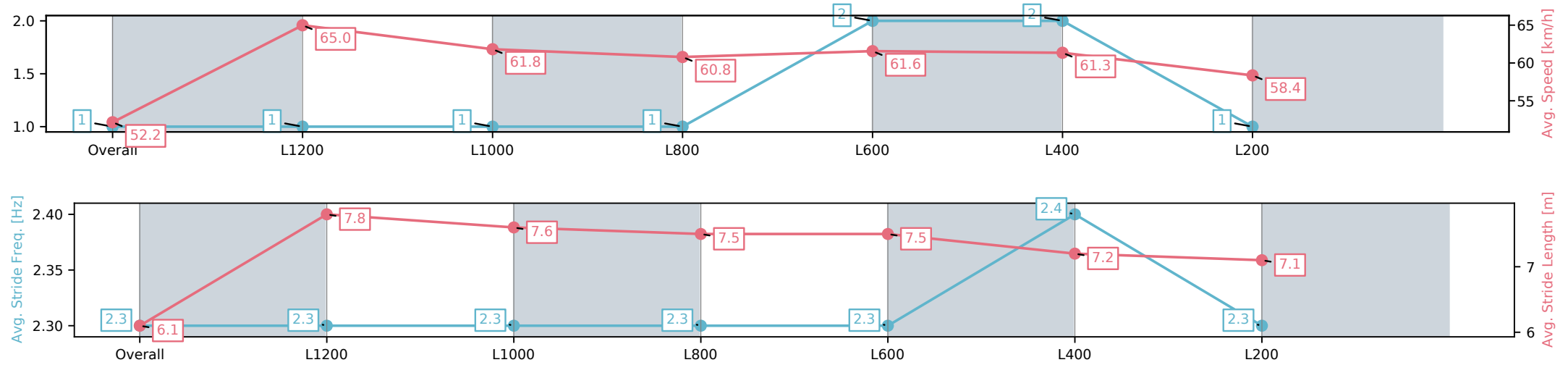
Race 9: Thomas Farms Handicap - 1400m

20 December 2025 - 5:20PM

Track Rating: Good 4, Weather: Overcast, Rail Position: +3m
900m-400m, True Remainder



Section	Overall	L1200	L1000	L800	L600	L400	L200
Section Times	1:24.75[1] (0:13.88)	1:10.87[1] (0:11.04)	0:59.83[1] (0:11.83)	0:48.00[1] (0:12.06)	0:35.94[2] (0:11.88)	0:24.06[2] (0:11.71)	0:12.35[1] (0:12.35)
Average Speed [km/h]	52.2	65.0	61.8	60.8	61.6	61.3	58.4
Top Speed [km/h]	66.5	67.4	62.4	62.1	62.9	62.4	60.4
Avg. Dist. to Rail [m]	5.6	0.9	2.4	3.9	3.3	7.0	8.7
Avg. Stride Freq. [Hz]	2.3	2.3	2.3	2.3	2.3	2.4	2.3
Avg. Stride Length [m]	6.1	7.8	7.6	7.5	7.5	7.2	7.1



[] Ranking at each section and finish
-:-:- No data available at this section
NA No data available

Horse/Jockey Name	COORONG TYCOON/Connor Murtagh
Finish Rank	2
Fastest Section Time (Section)	0:11.06 (L1200)
Top Speed [km/h] (Section)	66.7 (Overall)
Race State	Finished



Thomas Farms Rc Murray Bridge-
Professional-2025-12-20

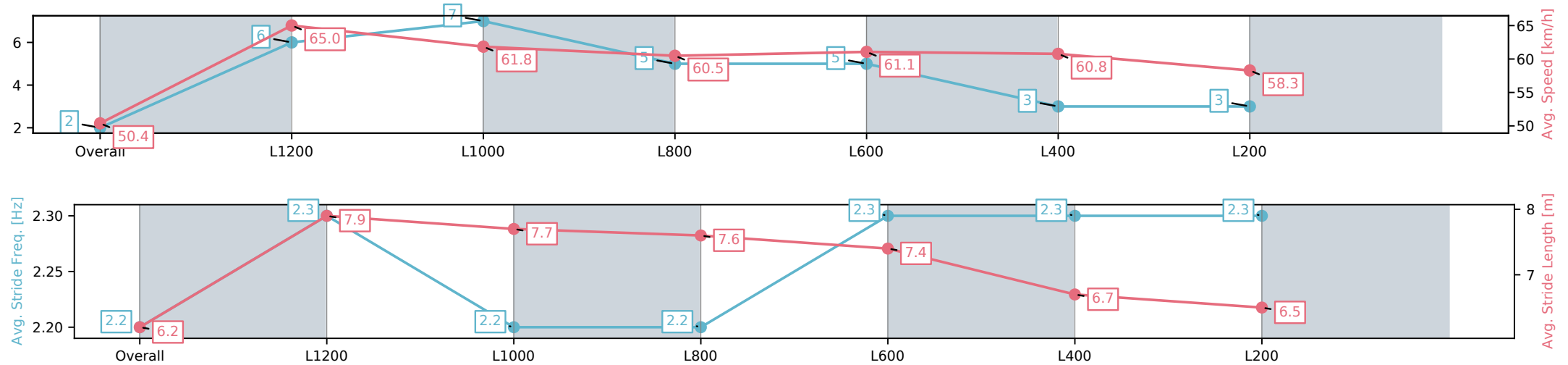
Race 9: Thomas Farms Handicap - 1400m

20 December 2025 - 5:20PM

Track Rating: Good 4, Weather: Overcast, Rail Position: +3m
900m-400m, True Remainder



Section	Overall	L1200	L1000	L800	L600	L400	L200
Section Times	1:25.03[2] (0:14.32)	1:10.71[6] (0:11.06)	0:59.65[7] (0:11.71)	0:47.94[5] (0:11.87)	0:36.07[5] (0:11.82)	0:24.25[3] (0:11.86)	0:12.39[3] (0:12.39)
Average Speed [km/h]	50.4	65.0	61.8	60.5	61.1	60.8	58.3
Top Speed [km/h]	64.0	66.7	62.9	61.7	62.6	62.5	59.9
Avg. Dist. to Rail [m]	0.6	1.0	0.8	0.4	1.2	4.4	6.0
Avg. Stride Freq. [Hz]	2.2	2.3	2.2	2.2	2.3	2.3	2.3
Avg. Stride Length [m]	6.2	7.9	7.7	7.6	7.4	6.7	6.5



[] Ranking at each section and finish
-:-:- No data available at this section
NA No data available

Horse/Jockey Name	SYNTHESISE/Kayla Crowther
Finish Rank	3
Fastest Section Time (Section)	0:11.00 (L1200)
Top Speed [km/h] (Section)	66.8 (Overall)
Race State	Finished



Thomas Farms Rc Murray Bridge-
Professional-2025-12-20

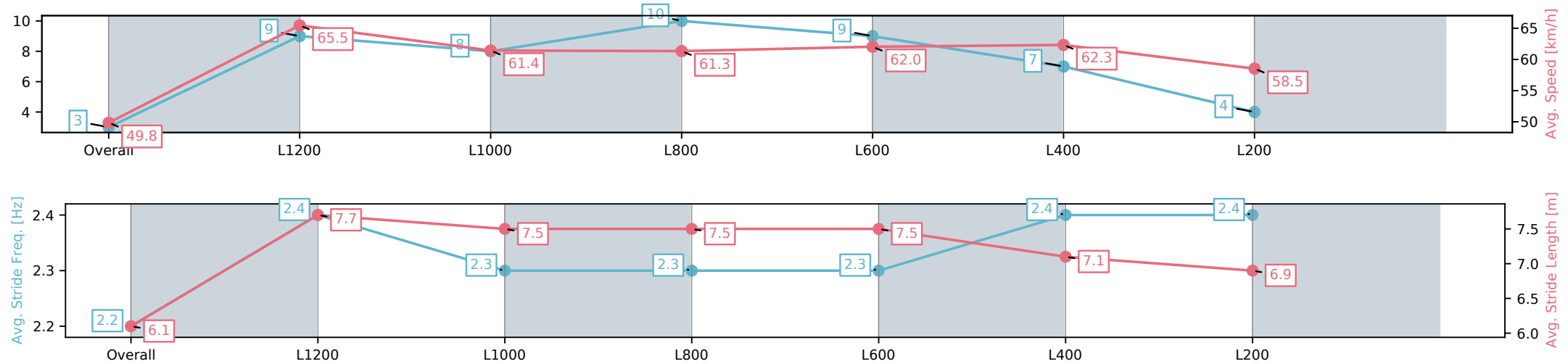
Race 9: Thomas Farms Handicap - 1400m

20 December 2025 - 5:20PM

Track Rating: Good 4, Weather: Overcast, Rail Position: +3m
900m-400m, True Remainder



Section	Overall	L1200	L1000	L800	L600	L400	L200
Section Times	1:25.05[3] (0:14.49)	1:10.56[9] (0:11.00)	0:59.56[8] (0:11.90)	0:47.66[10] (0:11.93)	0:35.73[9] (0:11.85)	0:23.88[7] (0:11.56)	0:12.31[4] (0:12.31)
Average Speed [km/h]	49.8	65.5	61.4	61.3	62.0	62.3	58.5
Top Speed [km/h]	65.1	66.8	63.2	62.4	63.8	63.0	60.8
Avg. Dist. to Rail [m]	4.0	1.7	2.6	4.2	5.0	10.5	10.1
Avg. Stride Freq. [Hz]	2.2	2.4	2.3	2.3	2.3	2.4	2.4
Avg. Stride Length [m]	6.1	7.7	7.5	7.5	7.5	7.1	6.9



[] Ranking at each section and finish
-:-:- No data available at this section
NA No data available

Horse/Jockey Name	PRESS EXPRESS/Todd Pannell
Finish Rank	4
Fastest Section Time (Section)	0:11.17 (L1200)
Top Speed [km/h] (Section)	66.2 (Overall)
Race State	Finished



Thomas Farms Rc Murray Bridge-
Professional-2025-12-20

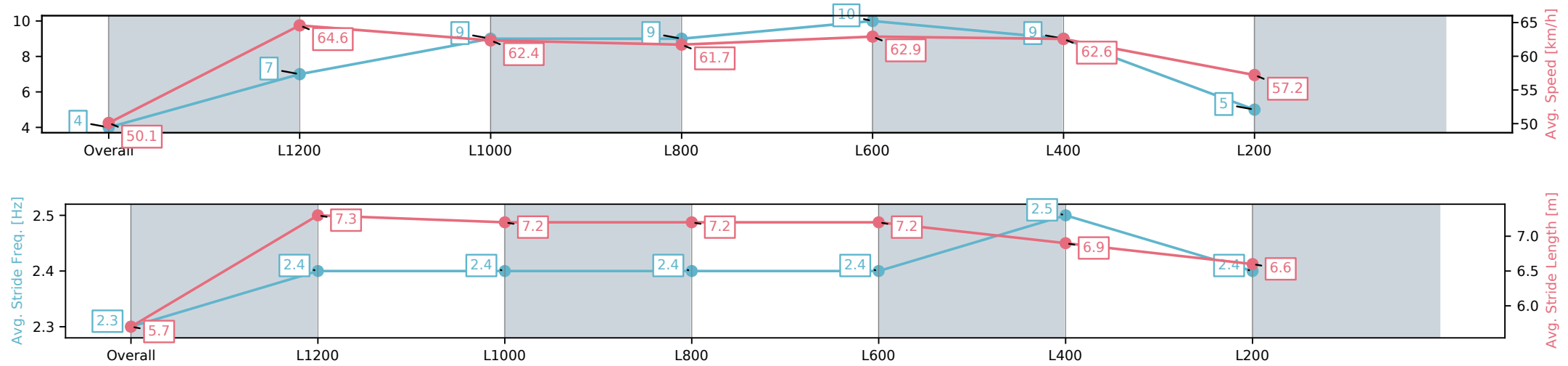
Race 9: Thomas Farms Handicap - 1400m

20 December 2025 - 5:20PM

Track Rating: Good 4, Weather: Overcast, Rail Position: +3m
900m-400m, True Remainder



Section	Overall	L1200	L1000	L800	L600	L400	L200
Section Times	1:25.34[4] (0:14.36)	1:10.98[7] (0:11.17)	0:59.81[9] (0:11.85)	0:47.96[9] (0:12.08)	0:35.88[10] (0:11.79)	0:24.09[9] (0:11.52)	0:12.57[5] (0:12.56)
Average Speed [km/h]	50.1	64.6	62.4	61.7	62.9	62.6	57.2
Top Speed [km/h]	62.2	66.2	64.5	63.1	64.2	63.7	61.2
Avg. Dist. to Rail [m]	5.4	3.8	4.8	6.5	7.7	13.0	13.3
Avg. Stride Freq. [Hz]	2.3	2.4	2.4	2.4	2.4	2.5	2.4
Avg. Stride Length [m]	5.7	7.3	7.2	7.2	7.2	6.9	6.6



[] Ranking at each section and finish
-:-:- No data available at this section
NA No data available

Horse/Jockey Name	SPEEDTAIL/Alana Livesey
Finish Rank	5
Fastest Section Time (Section)	0:11.05 (L1200)
Top Speed [km/h] (Section)	66.8 (Overall)
Race State	Finished



Thomas Farms Rc Murray Bridge-
Professional-2025-12-20

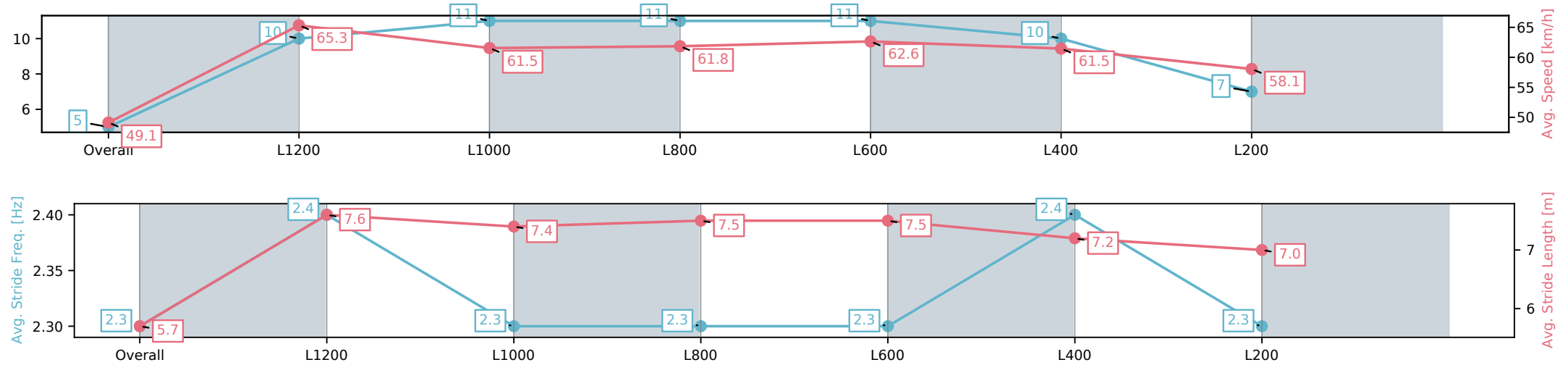
Race 9: Thomas Farms Handicap - 1400m

20 December 2025 - 5:20PM

Track Rating: Good 4, Weather: Overcast, Rail Position: +3m
900m-400m, True Remainder



Section	Overall	L1200	L1000	L800	L600	L400	L200
Section Times	1:25.39[5] (0:14.67)	1:10.72[10] (0:11.05)	0:59.67[11] (0:11.88)	0:47.79[11] (0:11.94)	0:35.85[11] (0:11.74)	0:24.11[10] (0:11.73)	0:12.38[7] (0:12.38)
Average Speed [km/h]	49.1	65.3	61.5	61.8	62.6	61.5	58.1
Top Speed [km/h]	64.9	66.8	64.2	62.6	64.6	64.0	60.5
Avg. Dist. to Rail [m]	6.2	2.2	3.3	4.5	5.7	7.9	8.1
Avg. Stride Freq. [Hz]	2.3	2.4	2.3	2.3	2.3	2.4	2.3
Avg. Stride Length [m]	5.7	7.6	7.4	7.5	7.5	7.2	7.0



[] Ranking at each section and finish
-:-:- No data available at this section
NA No data available

Horse/Jockey Name	HYSTERICAL LADY/Teagan Voorham
Finish Rank	6
Fastest Section Time (Section)	0:11.03 (L1200)
Top Speed [km/h] (Section)	66.1 (Overall)
Race State	Finished



Thomas Farms Rc Murray Bridge-
Professional-2025-12-20

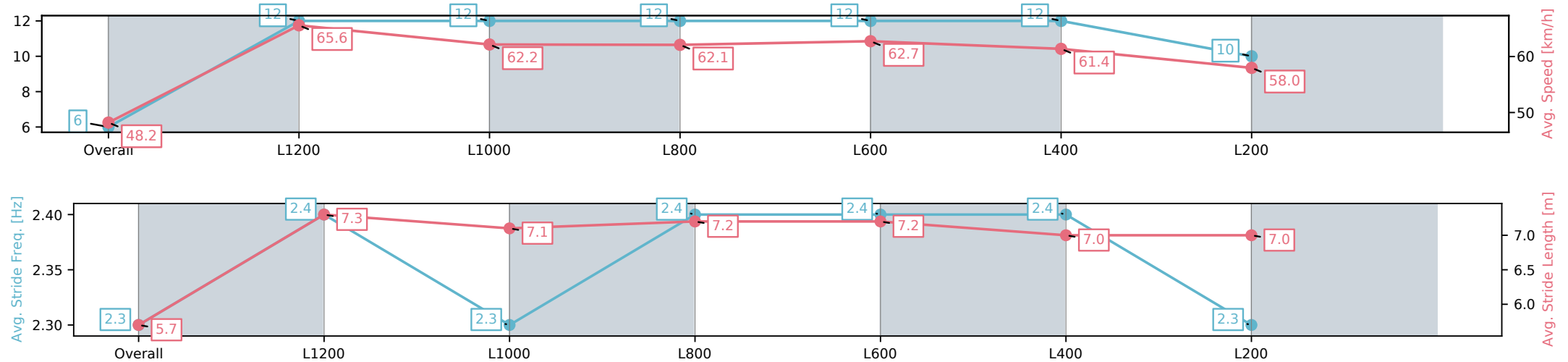
Race 9: Thomas Farms Handicap - 1400m

20 December 2025 - 5:20PM

Track Rating: Good 4, Weather: Overcast, Rail Position: +3m
900m-400m, True Remainder



Section	Overall	L1200	L1000	L800	L600	L400	L200
Section Times	1:25.53[6] (0:14.92)	1:10.61[12] (0:11.03)	0:59.58[12] (0:11.77)	0:47.81[12] (0:11.89)	0:35.92[12] (0:11.80)	0:24.12[12] (0:11.71)	0:12.41[10] (0:12.41)
Average Speed [km/h]	48.2	65.6	62.2	62.1	62.7	61.4	58.0
Top Speed [km/h]	64.4	66.1	64.1	63.1	63.7	63.1	60.2
Avg. Dist. to Rail [m]	7.1	2.8	3.4	4.8	6.6	12.8	13.7
Avg. Stride Freq. [Hz]	2.3	2.4	2.3	2.4	2.4	2.4	2.3
Avg. Stride Length [m]	5.7	7.3	7.1	7.2	7.2	7.0	7.0



[] Ranking at each section and finish
-:-:- No data available at this section
NA No data available

Horse/Jockey Name	STOLEN KISS/Jacob Opperman
Finish Rank	7
Fastest Section Time (Section)	0:11.03 (L1200)
Top Speed [km/h] (Section)	67.6 (Overall)
Race State	Finished



Thomas Farms Rc Murray Bridge-
Professional-2025-12-20

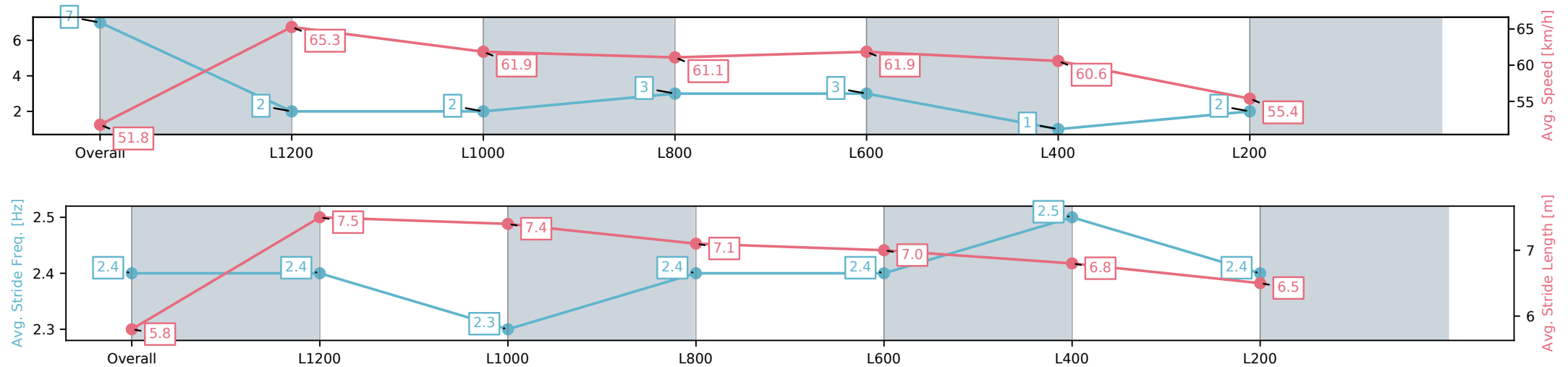
Race 9: Thomas Farms Handicap - 1400m

20 December 2025 - 5:20PM

Track Rating: Good 4, Weather: Overcast, Rail Position: +3m
900m-400m, True Remainder



Section	Overall	L1200	L1000	L800	L600	L400	L200
Section Times	1:25.59[7] (0:13.95)	1:11.64[2] (0:11.03)	1:00.61[2] (0:11.85)	0:48.76[3] (0:11.99)	0:36.77[3] (0:11.86)	0:24.91[1] (0:11.91)	0:13.00[2] (0:13.00)
Average Speed [km/h]	51.8	65.3	61.9	61.1	61.9	60.6	55.4
Top Speed [km/h]	67.5	67.6	62.2	62.2	63.2	62.6	58.7
Avg. Dist. to Rail [m]	8.3	2.4	3.2	3.8	4.5	8.8	9.3
Avg. Stride Freq. [Hz]	2.4	2.4	2.3	2.4	2.4	2.5	2.4
Avg. Stride Length [m]	5.8	7.5	7.4	7.1	7.0	6.8	6.5



[] Ranking at each section and finish
-:-:- No data available at this section
NA No data available

Horse/Jockey Name	IMMORTAL SHIELD/Jason Holder
Finish Rank	8
Fastest Section Time (Section)	0:11.04 (L1200)
Top Speed [km/h] (Section)	66.5 (Overall)
Race State	Finished



Thomas Farms Rc Murray Bridge-
Professional-2025-12-20

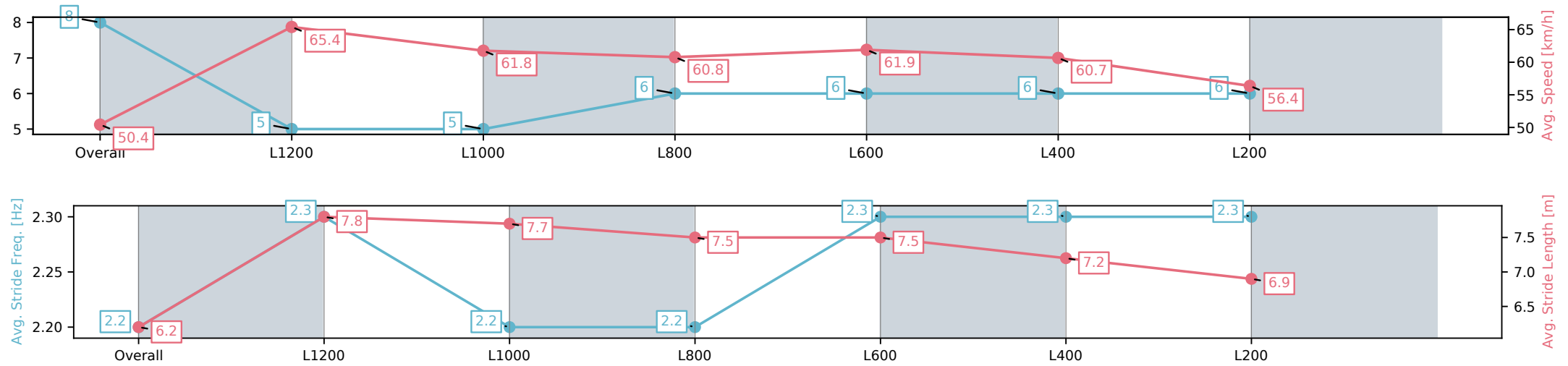
Race 9: Thomas Farms Handicap - 1400m

20 December 2025 - 5:20PM

Track Rating: Good 4, Weather: Overcast, Rail Position: +3m
900m-400m, True Remainder



Section	Overall	L1200	L1000	L800	L600	L400	L200
Section Times	1:25.65[8] (0:14.27)	1:11.38[5] (0:11.04)	1:00.34[5] (0:11.79)	0:48.55[6] (0:12.07)	0:36.48[6] (0:11.86)	0:24.62[6] (0:11.86)	0:12.76[6] (0:12.76)
Average Speed [km/h]	50.4	65.4	61.8	60.8	61.9	60.7	56.4
Top Speed [km/h]	64.2	66.5	63.6	62.2	63.2	61.8	58.7
Avg. Dist. to Rail [m]	1.6	1.2	2.0	4.1	4.5	8.2	10.2
Avg. Stride Freq. [Hz]	2.2	2.3	2.2	2.2	2.3	2.3	2.3
Avg. Stride Length [m]	6.2	7.8	7.7	7.5	7.5	7.2	6.9



[] Ranking at each section and finish
-:-:- No data available at this section
NA No data available

Horse/Jockey Name	SERINITE ILLUSION/Harry Grace
Finish Rank	9
Fastest Section Time (Section)	0:11.13 (L1200)
Top Speed [km/h] (Section)	65.9 (Overall)
Race State	Finished



Thomas Farms Rc Murray Bridge-
Professional-2025-12-20

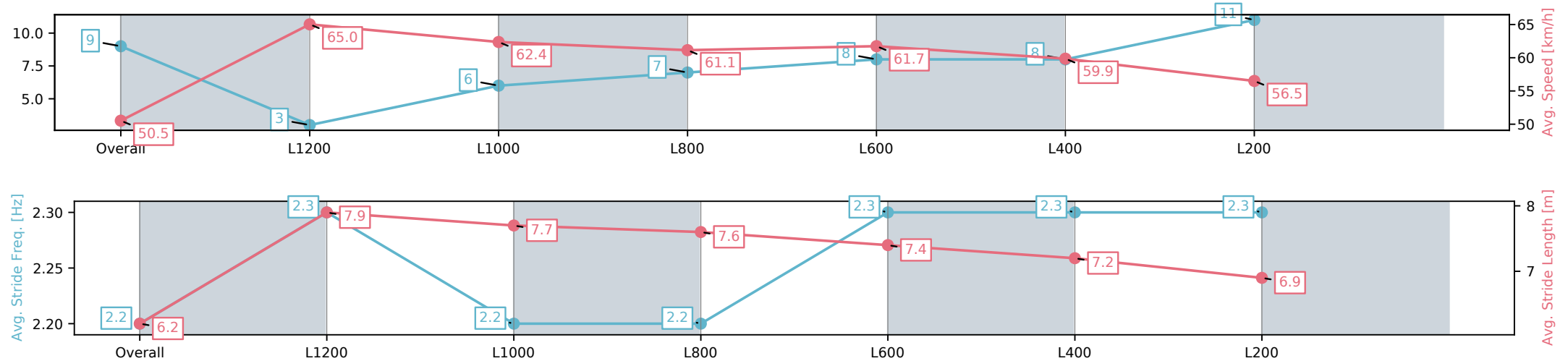
Race 9: Thomas Farms Handicap - 1400m

20 December 2025 - 5:20PM

Track Rating: Good 4, Weather: Overcast, Rail Position: +3m
900m-400m, True Remainder



Section	Overall	L1200	L1000	L800	L600	L400	L200
Section Times	1:25.97[9] (0:14.24)	1:11.73[3] (0:11.13)	1:00.60[6] (0:11.84)	0:48.76[7] (0:12.09)	0:36.67[8] (0:11.94)	0:24.73[8] (0:12.01)	0:12.72[11] (0:12.72)
Average Speed [km/h]	50.5	65.0	62.4	61.1	61.7	59.9	56.5
Top Speed [km/h]	64.9	65.9	63.9	62.6	62.4	61.6	59.5
Avg. Dist. to Rail [m]	4.1	3.9	5.1	5.2	5.3	10.5	12.9
Avg. Stride Freq. [Hz]	2.2	2.3	2.2	2.2	2.3	2.3	2.3
Avg. Stride Length [m]	6.2	7.9	7.7	7.6	7.4	7.2	6.9



[] Ranking at each section and finish
-:-:- No data available at this section
NA No data available

Horse/Jockey Name	BROWN NOSE DAY GAL/Brooke King
Finish Rank	10
Fastest Section Time (Section)	0:10.84 (L1200)
Top Speed [km/h] (Section)	68.4 (Overall)
Race State	Finished



Thomas Farms Rc Murray Bridge-
Professional-2025-12-20

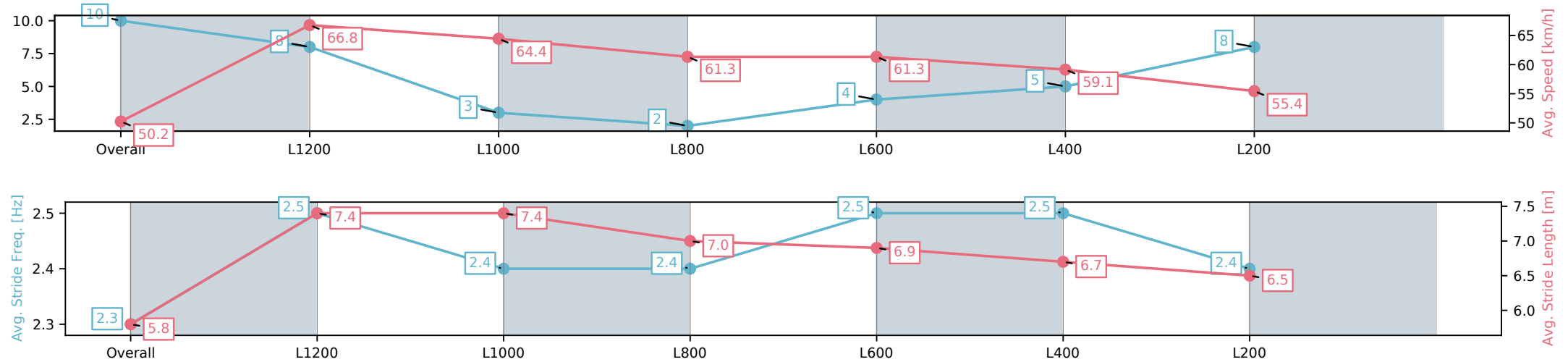
Race 9: Thomas Farms Handicap - 1400m

20 December 2025 - 5:20PM

Track Rating: Good 4, Weather: Overcast, Rail Position: +3m
900m-400m, True Remainder



Section	Overall	L1200	L1000	L800	L600	L400	L200
Section Times	1:26.09[10] (0:14.36)	1:11.73[8] (0:10.84)	1:00.89[3] (0:11.59)	0:49.30[2] (0:12.13)	0:37.17[4] (0:11.99)	0:25.18[5] (0:12.16)	0:13.02[8] (0:13.02)
Average Speed [km/h]	50.2	66.8	64.4	61.3	61.3	59.1	55.4
Top Speed [km/h]	65.1	68.4	66.7	64.0	61.9	60.4	57.5
Avg. Dist. to Rail [m]	7.4	4.5	6.8	7.3	4.7	8.4	11.0
Avg. Stride Freq. [Hz]	2.3	2.5	2.4	2.4	2.5	2.5	2.4
Avg. Stride Length [m]	5.8	7.4	7.4	7.0	6.9	6.7	6.5



[] Ranking at each section and finish
-:-:- No data available at this section
NA No data available

Horse/Jockey Name	SUNDOGG/Rochelle Milnes
Finish Rank	11
Fastest Section Time (Section)	0:10.93 (L1200)
Top Speed [km/h] (Section)	66.9 (Overall)
Race State	Finished



Thomas Farms Rc Murray Bridge-
Professional-2025-12-20

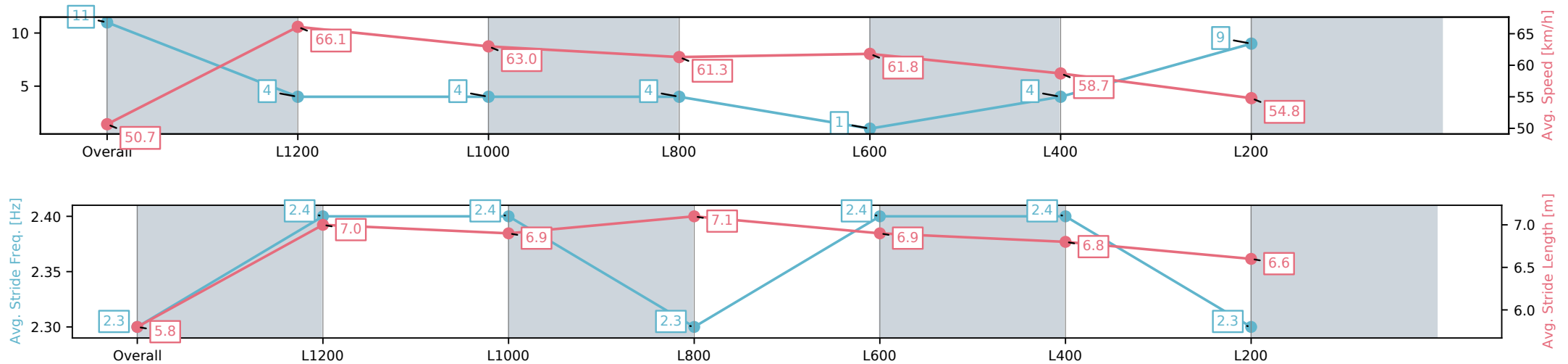
Race 9: Thomas Farms Handicap - 1400m

20 December 2025 - 5:20PM

Track Rating: Good 4, Weather: Overcast, Rail Position: +3m
900m-400m, True Remainder



Section	Overall	L1200	L1000	L800	L600	L400	L200
Section Times	1:26.22[11] (0:14.27)	1:11.95[4] (0:10.93)	1:01.02[4] (0:11.64)	0:49.38[4] (0:11.97)	0:37.41[1] (0:12.00)	0:25.41[4] (0:12.26)	0:13.15[9] (0:13.15)
Average Speed [km/h]	50.7	66.1	63.0	61.3	61.8	58.7	54.8
Top Speed [km/h]	65.4	66.9	63.8	62.4	62.9	61.6	56.4
Avg. Dist. to Rail [m]	3.5	2.9	3.7	4.4	7.0	14.1	17.5
Avg. Stride Freq. [Hz]	2.3	2.4	2.4	2.3	2.4	2.4	2.3
Avg. Stride Length [m]	5.8	7.0	6.9	7.1	6.9	6.8	6.6



[] Ranking at each section and finish
-:-:- No data available at this section
NA No data available

Horse/Jockey Name	WHISKEY 'N' WOMEN/Dylan Caboche
Finish Rank	12
Fastest Section Time (Section)	0:10.91 (L1200)
Top Speed [km/h] (Section)	67.7 (Overall)
Race State	Finished



Thomas Farms Rc Murray Bridge-
Professional-2025-12-20

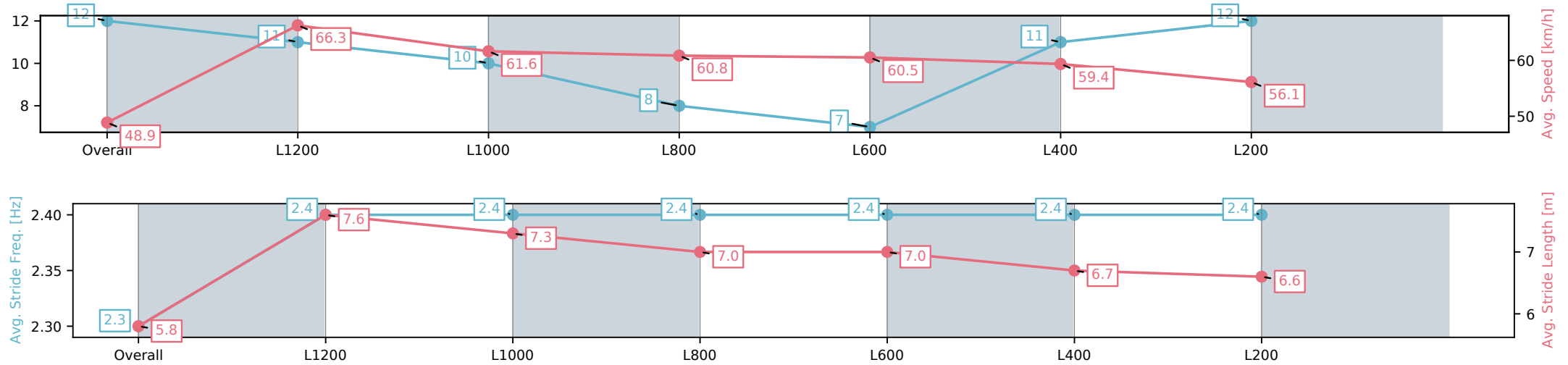
Race 9: Thomas Farms Handicap - 1400m

20 December 2025 - 5:20PM

Track Rating: Good 4, Weather: Overcast, Rail Position: +3m
900m-400m, True Remainder



Section	Overall	L1200	L1000	L800	L600	L400	L200
Section Times	1:26.23[12] (0:14.72)	1:11.51[11] (0:10.91)	1:00.60[10] (0:11.69)	0:48.91[8] (0:11.91)	0:37.00[7] (0:12.07)	0:24.93[11] (0:12.09)	0:12.84[12] (0:12.84)
Average Speed [km/h]	48.9	66.3	61.6	60.8	60.5	59.4	56.1
Top Speed [km/h]	65.9	67.7	64.3	61.8	61.8	61.1	58.4
Avg. Dist. to Rail [m]	4.1	1.4	0.7	1.4	2.7	7.0	9.1
Avg. Stride Freq. [Hz]	2.3	2.4	2.4	2.4	2.4	2.4	2.4
Avg. Stride Length [m]	5.8	7.6	7.3	7.0	7.0	6.7	6.6



[] Ranking at each section and finish
-:-:- No data available at this section
NA No data available