



Thomas Farms Rc Murray Bridge-Professional-2025-12-20

Race 8: Murray Bridge Hotel Handicap - 1000m

20 December 2025 - 4:45PM

Track Rating: Good 4, Weather: Overcast, Rail Position: +3m 900m-400m, True Remainder



Section Field Times

| | | | | | | | Overall | L800 | L600 | L400 | L200 | | | |
|----------|---|------------------|---------|---------------------|--------------------|---------------|----------------------|----------------------|----------------------|----------------------|----------------------|--------|--|----|
| | | | | | | | 0:58.99 (0:13.28) | 0:45.71 (0:10.90) | 0:34.80 (0:11.19) | 0:23.62 (0:11.32) | 0:12.30 (0:12.30) | | | |
| Position | # | Horse/Jockey | Barrier | Top Speed [km/h] | Fastest Section | First 400m | | | | | | Margin | Distance Travelled From Winner [m] | |
| 1 | 1 | ENUFF SEDUCTION | 2 | 68.4 | 0:10.86 | 0:24.78 | 0:58.99 | 0:45.07 [7] | 0:34.21 [7] | 0:23.09 [8] | 0:11.85 [7] | | 0:58.99 | |
| | | Caitlin Tootell | | 1000-800 | 800-600 | | (0:13.92) | (0:10.86) | (0:11.12) | (0:11.24) | (0:11.85) | | | |
| 2 | 3 | CALADAN | 6 | 70.3 | 0:10.55 | 0:24.39 | 0:59.04 | 0:45.20 [6] | 0:34.65 [4] | 0:23.61 [3] | 0:12.36 [1] | | 0.35L | +0 |
| | | Jake Toeroek | | 1000-800 | 800-600 | | (0:13.84) | (0:10.55) | (0:11.04) | (0:11.25) | (0:12.36) | | | |
| 3 | 4 | DAISYDOO | 5 | 68.8 | 0:10.80 | 0:24.63 | 0:59.04 | 0:45.21 [5] | 0:34.41 [6] | 0:23.41 [5] | 0:12.19 [2] | | 0.36L | -1 |
| | | Margaret Collett | | 1000-800 | 800-600 | | (0:13.83) | (0:10.80) | (0:11.00) | (0:11.22) | (0:12.19) | | | |
| 4 | 8 | MAJOR RUMBLE | 4 | 69.4 | 0:10.82 | 0:24.78 | 0:59.18 | 0:45.22 [8] | 0:34.40 [8] | 0:23.39 [7] | 0:12.19 [4] | | 1.24L | +3 |
| | | Todd Pannell | | 1000-800 | 800-600 | | (0:13.96) | (0:10.82) | (0:11.01) | (0:11.20) | (0:12.19) | | | |
| 5 | 2 | KOVA | 8 | 68.8 | 0:10.75 | 0:24.56 | 0:59.56 | 0:45.74 [4] | 0:34.99 [5] | 0:23.90 [6] | 0:12.52 [5] | | 3.69L | +1 |
| | | Brooke King | | 1000-800 | 800-600 | | (0:13.82) | (0:10.75) | (0:11.09) | (0:11.38) | (0:12.52) | | | |
| 6 | 5 | HALLSTATT | 1 | 69.8 | 0:10.67 | 0:25.09 | 0:59.72 | 0:45.30 [9] | 0:34.63 [9] | 0:23.37 [9] | 0:12.09 [9] | | 4.71L | +1 |
| | | Alana Livesey | | 1000-800 | 800-600 | | (0:14.42) | (0:10.67) | (0:11.26) | (0:11.28) | (0:12.09) | | | |
| 7 | 7 | IN LOVE | 7 | 68.8 | 0:10.93 | 0:24.21 | 0:59.76 | 0:46.48 [1] | 0:35.55 [2] | 0:24.39 [1] | 0:12.81 [3] | | 5.02L | -1 |
| | | Alysha Warren | | 1000-800 | 800-600 | | (0:13.28) | (0:10.93) | (0:11.16) | (0:11.57) | (0:12.81) | | | |
| 8 | 9 | THE GOV | 9 | 69.9 | 0:10.72 | 0:24.18 | 1:00.02 | 0:46.56 [2] | 0:35.84 [1] | 0:24.62 [2] | 0:12.90 [6] | | 6.68L | -1 |
| | | Kayla Crowther | | 1000-800 | 800-600 | | (0:13.46) | (0:10.72) | (0:11.22) | (0:11.72) | (0:12.90) | | | |
| 9 | 6 | CAP TEN | 3 | 68.9 | 0:10.70 | 0:24.27 | 1:00.02 | 0:46.45 [3] | 0:35.75 [3] | 0:24.46 [4] | 0:12.72 [8] | | 6.69L | -1 |
| | | Caitlin Jones | | 1000-800 | 800-600 | | (0:13.56) | (0:10.70) | (0:11.28) | (0:11.74) | (0:12.72) | | | |

| | |
|--------------------------------|---------------------------------|
| Horse/Jockey Name | ENUFF SEDUCTION/Caitlin Tootell |
| Finish Rank | 1 |
| Fastest Section Time (Section) | 0:10.86 (L800) |
| Top Speed [km/h] (Section) | 68.4 (Overall) |
| Race State | Finished |



Thomas Farms Rc Murray Bridge-
Professional-2025-12-20

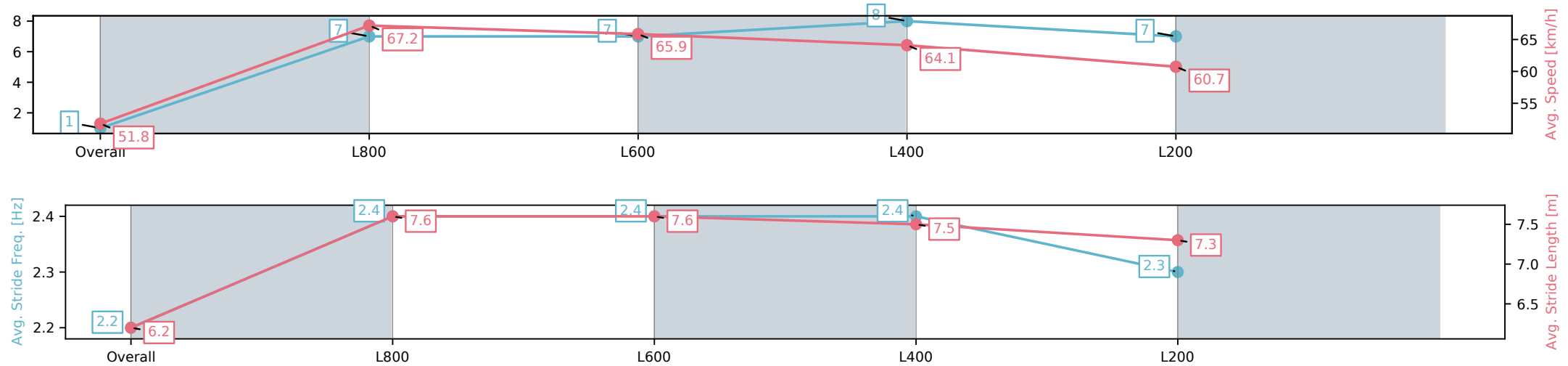
Race 8: Murray Bridge Hotel Handicap - 1000m

20 December 2025 - 4:45PM

Track Rating: Good 4, Weather: Overcast, Rail Position: +3m
900m-400m, True Remainder



| Section | Overall | L800 | L600 | L400 | L200 |
|------------------------|-------------------------|-------------------------|-------------------------|-------------------------|-------------------------|
| Section Times | 0:58.99[1] (0:13.92) | 0:45.07[7] (0:10.86) | 0:34.21[7] (0:11.12) | 0:23.09[8] (0:11.24) | 0:11.85[7] (0:11.85) |
| Average Speed [km/h] | 51.8 | 67.2 | 65.9 | 64.1 | 60.7 |
| Top Speed [km/h] | 67.0 | 68.4 | 66.6 | 65.3 | 63.1 |
| Avg. Dist. to Rail [m] | 0.9 | 3.1 | 4.6 | 8.5 | 11.3 |
| Avg. Stride Freq. [Hz] | 2.2 | 2.4 | 2.4 | 2.4 | 2.3 |
| Avg. Stride Length [m] | 6.2 | 7.6 | 7.6 | 7.5 | 7.3 |



[] Ranking at each section and finish
-:-:- No data available at this section
NA No data available

| | |
|--------------------------------|----------------------|
| Horse/Jockey Name | CALADAN/Jake Toeroek |
| Finish Rank | 2 |
| Fastest Section Time (Section) | 0:10.55 (L800) |
| Top Speed [km/h] (Section) | 70.3 (Overall) |
| Race State | Finished |



Thomas Farms Rc Murray Bridge-
Professional-2025-12-20

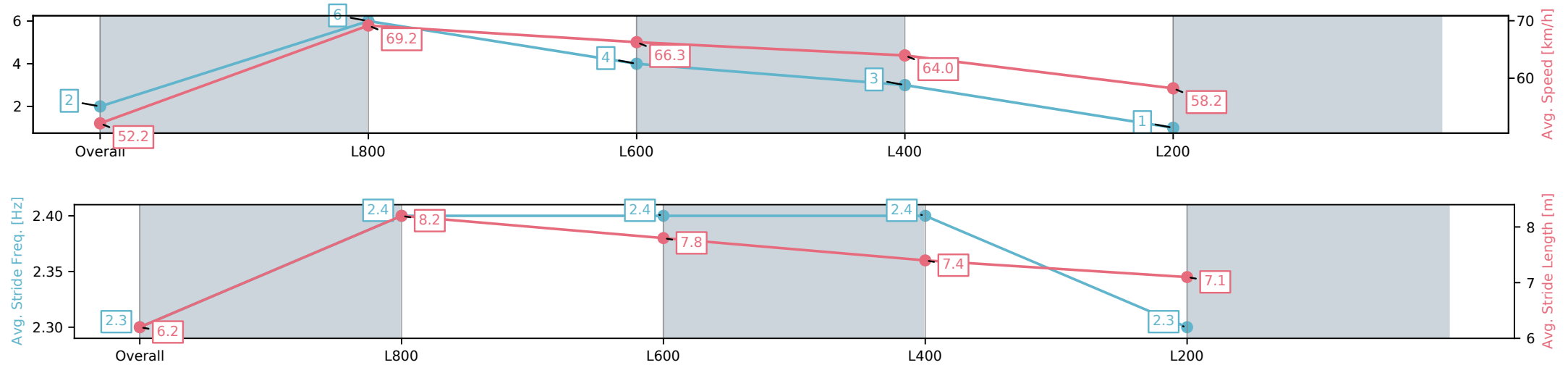
Race 8: Murray Bridge Hotel Handicap - 1000m

20 December 2025 - 4:45PM

Track Rating: Good 4, Weather: Overcast, Rail Position: +3m
900m-400m, True Remainder



| Section | Overall | L800 | L600 | L400 | L200 |
|------------------------|-------------------------|-------------------------|-------------------------|-------------------------|-------------------------|
| Section Times | 0:59.04[2] (0:13.84) | 0:45.20[6] (0:10.55) | 0:34.65[4] (0:11.04) | 0:23.61[3] (0:11.25) | 0:12.36[1] (0:12.36) |
| Average Speed [km/h] | 52.2 | 69.2 | 66.3 | 64.0 | 58.2 |
| Top Speed [km/h] | 70.1 | 70.3 | 68.1 | 65.1 | 60.8 |
| Avg. Dist. to Rail [m] | 4.4 | 3.9 | 4.4 | 10.6 | 12.4 |
| Avg. Stride Freq. [Hz] | 2.3 | 2.4 | 2.4 | 2.4 | 2.3 |
| Avg. Stride Length [m] | 6.2 | 8.2 | 7.8 | 7.4 | 7.1 |



[] Ranking at each section and finish
-:-:- No data available at this section
NA No data available

| | |
|--------------------------------|---------------------------|
| Horse/Jockey Name | DAISYDOO/Margaret Collett |
| Finish Rank | 3 |
| Fastest Section Time (Section) | 0:10.80 (L800) |
| Top Speed [km/h] (Section) | 68.8 (Overall) |
| Race State | Finished |



Thomas Farms Rc Murray Bridge-
Professional-2025-12-20

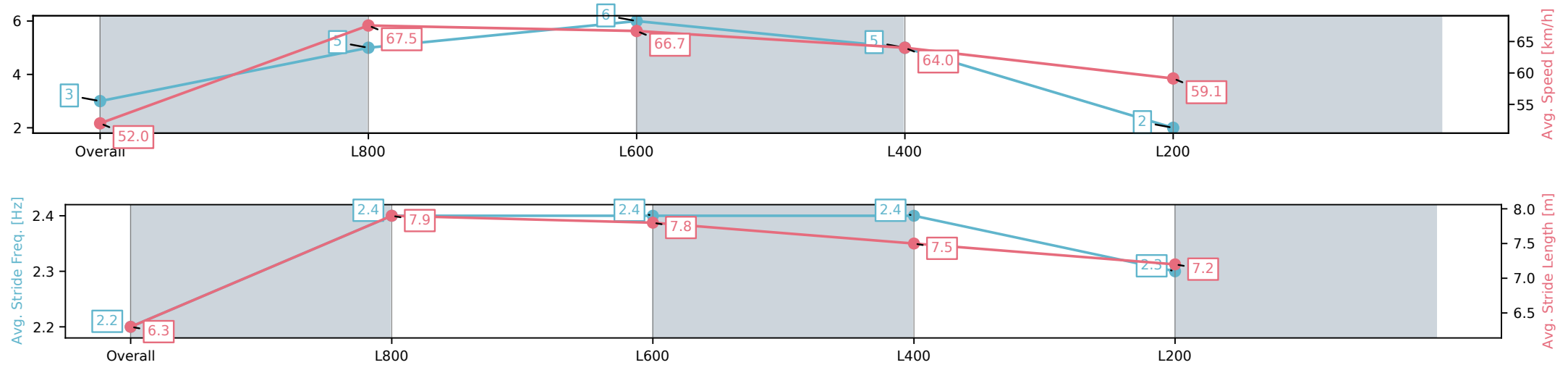
Race 8: Murray Bridge Hotel Handicap - 1000m

20 December 2025 - 4:45PM

Track Rating: Good 4, Weather: Overcast, Rail Position: +3m
900m-400m, True Remainder



| Section | Overall | L800 | L600 | L400 | L200 |
|------------------------|-------------------------|-------------------------|-------------------------|-------------------------|-------------------------|
| Section Times | 0:59.04[3] (0:13.83) | 0:45.21[5] (0:10.80) | 0:34.41[6] (0:11.00) | 0:23.41[5] (0:11.22) | 0:12.19[2] (0:12.19) |
| Average Speed [km/h] | 52.0 | 67.5 | 66.7 | 64.0 | 59.1 |
| Top Speed [km/h] | 67.9 | 68.8 | 67.7 | 66.2 | 62.2 |
| Avg. Dist. to Rail [m] | 3.1 | 3.7 | 4.3 | 10.2 | 10.7 |
| Avg. Stride Freq. [Hz] | 2.2 | 2.4 | 2.4 | 2.4 | 2.3 |
| Avg. Stride Length [m] | 6.3 | 7.9 | 7.8 | 7.5 | 7.2 |



[] Ranking at each section and finish
-:-:- No data available at this section
NA No data available

| | |
|--------------------------------|---------------------------|
| Horse/Jockey Name | MAJOR RUMBLE/Todd Pannell |
| Finish Rank | 4 |
| Fastest Section Time (Section) | 0:10.82 (L800) |
| Top Speed [km/h] (Section) | 69.4 (Overall) |
| Race State | Finished |



Thomas Farms Rc Murray Bridge-
Professional-2025-12-20

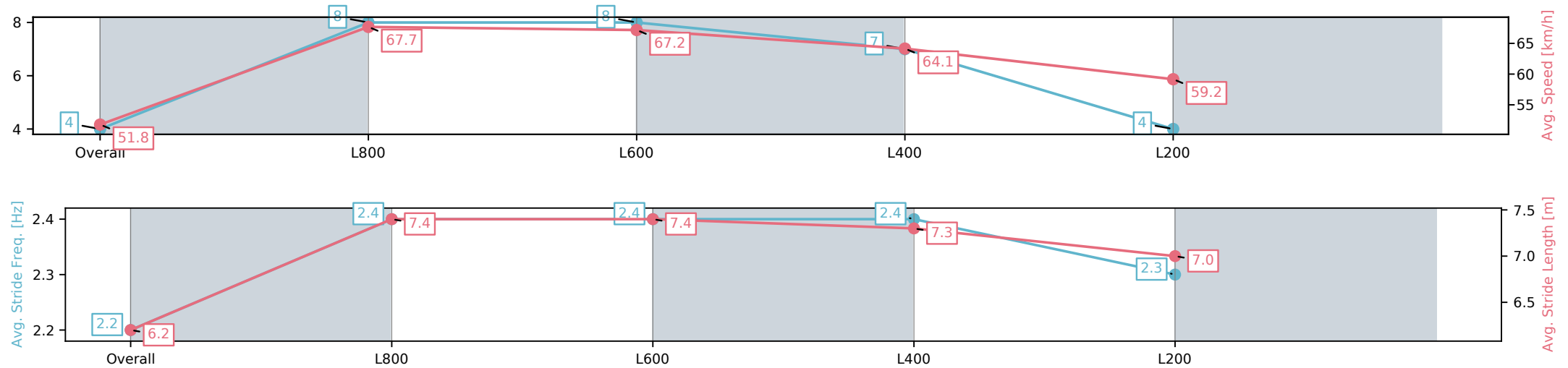
Race 8: Murray Bridge Hotel Handicap - 1000m

20 December 2025 - 4:45PM

Track Rating: Good 4, Weather: Overcast, Rail Position: +3m
900m-400m, True Remainder



| Section | Overall | L800 | L600 | L400 | L200 |
|------------------------|-------------------------|-------------------------|-------------------------|-------------------------|-------------------------|
| Section Times | 0:59.18[4] (0:13.96) | 0:45.22[8] (0:10.82) | 0:34.40[8] (0:11.01) | 0:23.39[7] (0:11.20) | 0:12.19[4] (0:12.19) |
| Average Speed [km/h] | 51.8 | 67.7 | 67.2 | 64.1 | 59.2 |
| Top Speed [km/h] | 68.8 | 69.4 | 67.8 | 66.8 | 61.6 |
| Avg. Dist. to Rail [m] | 3.0 | 5.3 | 6.5 | 13.2 | 15.2 |
| Avg. Stride Freq. [Hz] | 2.2 | 2.4 | 2.4 | 2.4 | 2.3 |
| Avg. Stride Length [m] | 6.2 | 7.4 | 7.4 | 7.3 | 7.0 |



[] Ranking at each section and finish
-:-:- No data available at this section
NA No data available

| | |
|--------------------------------|------------------|
| Horse/Jockey Name | KOVA/Brooke King |
| Finish Rank | 5 |
| Fastest Section Time (Section) | 0:10.75 (L800) |
| Top Speed [km/h] (Section) | 68.8 (Overall) |
| Race State | Finished |



Thomas Farms Rc Murray Bridge-
Professional-2025-12-20

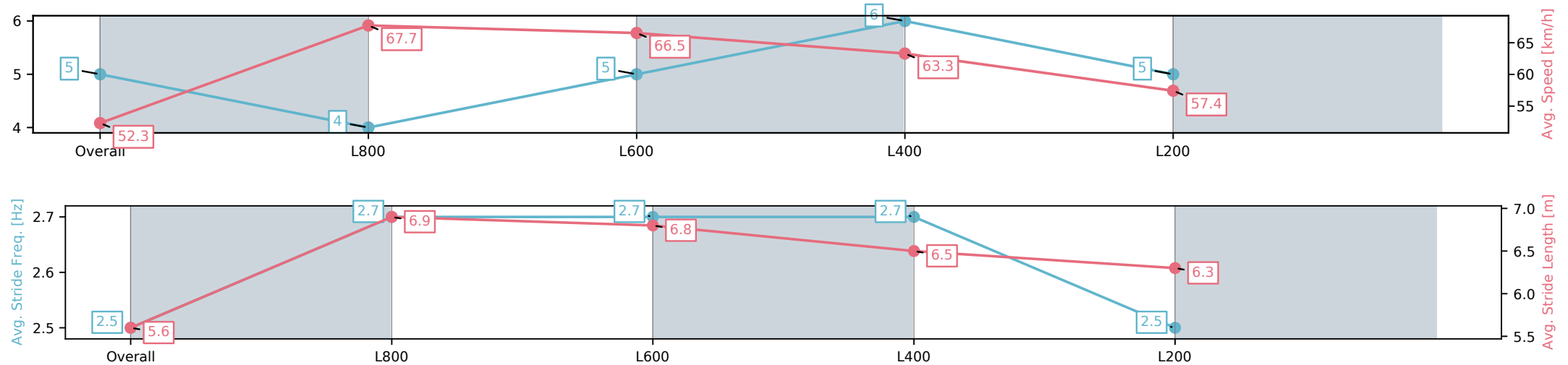
Race 8: Murray Bridge Hotel Handicap - 1000m

20 December 2025 - 4:45PM

Track Rating: Good 4, Weather: Overcast, Rail Position: +3m
900m-400m, True Remainder



| Section | Overall | L800 | L600 | L400 | L200 |
|------------------------|-------------------------|-------------------------|-------------------------|-------------------------|-------------------------|
| Section Times | 0:59.56[5] (0:13.82) | 0:45.74[4] (0:10.75) | 0:34.99[5] (0:11.09) | 0:23.90[6] (0:11.38) | 0:12.52[5] (0:12.52) |
| Average Speed [km/h] | 52.3 | 67.7 | 66.5 | 63.3 | 57.4 |
| Top Speed [km/h] | 67.9 | 68.8 | 67.8 | 65.7 | 60.5 |
| Avg. Dist. to Rail [m] | 4.9 | 5.0 | 5.9 | 13.4 | 14.1 |
| Avg. Stride Freq. [Hz] | 2.5 | 2.7 | 2.7 | 2.7 | 2.5 |
| Avg. Stride Length [m] | 5.6 | 6.9 | 6.8 | 6.5 | 6.3 |



[] Ranking at each section and finish
-:-:- No data available at this section
NA No data available

| | |
|--------------------------------|-------------------------|
| Horse/Jockey Name | HALLSTATT/Alana Livesey |
| Finish Rank | 6 |
| Fastest Section Time (Section) | 0:10.67 (L800) |
| Top Speed [km/h] (Section) | 69.8 (Overall) |
| Race State | Finished |



Thomas Farms Rc Murray Bridge-
Professional-2025-12-20

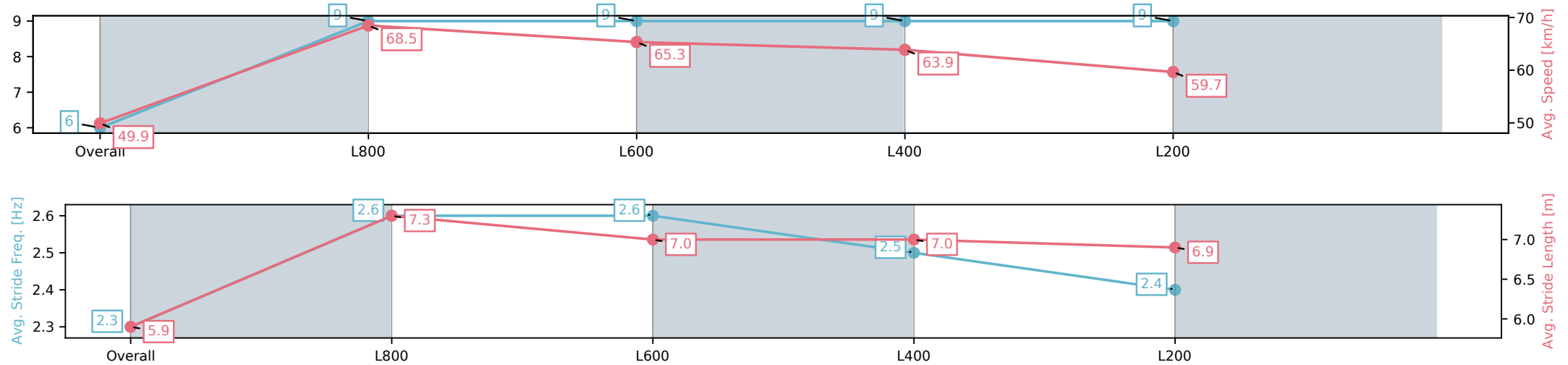
Race 8: Murray Bridge Hotel Handicap - 1000m

20 December 2025 - 4:45PM

Track Rating: Good 4, Weather: Overcast, Rail Position: +3m
900m-400m, True Remainder



| Section | Overall | L800 | L600 | L400 | L200 |
|------------------------|-------------------------|-------------------------|-------------------------|-------------------------|-------------------------|
| Section Times | 0:59.72[6] (0:14.42) | 0:45.30[9] (0:10.67) | 0:34.63[9] (0:11.26) | 0:23.37[9] (0:11.28) | 0:12.09[9] (0:12.09) |
| Average Speed [km/h] | 49.9 | 68.5 | 65.3 | 63.9 | 59.7 |
| Top Speed [km/h] | 68.1 | 69.8 | 68.4 | 65.6 | 61.7 |
| Avg. Dist. to Rail [m] | 0.6 | 4.0 | 5.8 | 10.3 | 11.6 |
| Avg. Stride Freq. [Hz] | 2.3 | 2.6 | 2.6 | 2.5 | 2.4 |
| Avg. Stride Length [m] | 5.9 | 7.3 | 7.0 | 7.0 | 6.9 |



- [] Ranking at each section and finish
- :-:- No data available at this section
- NA No data available

| | |
|--------------------------------|-----------------------|
| Horse/Jockey Name | IN LOVE/Alysha Warren |
| Finish Rank | 7 |
| Fastest Section Time (Section) | 0:10.93 (L800) |
| Top Speed [km/h] (Section) | 68.8 (Overall) |
| Race State | Finished |



Thomas Farms Rc Murray Bridge-
Professional-2025-12-20

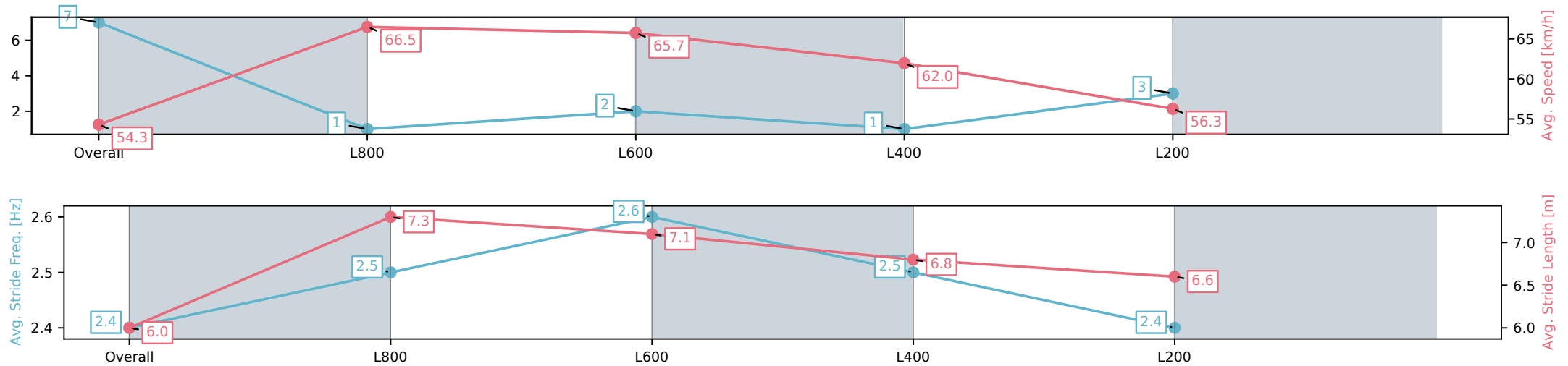
Race 8: Murray Bridge Hotel Handicap - 1000m

20 December 2025 - 4:45PM

Track Rating: Good 4, Weather: Overcast, Rail Position: +3m
900m-400m, True Remainder



| Section | Overall | L800 | L600 | L400 | L200 |
|------------------------|-------------------------|-------------------------|-------------------------|-------------------------|-------------------------|
| Section Times | 0:59.76[7] (0:13.28) | 0:46.48[1] (0:10.93) | 0:35.55[2] (0:11.16) | 0:24.39[1] (0:11.57) | 0:12.81[3] (0:12.81) |
| Average Speed [km/h] | 54.3 | 66.5 | 65.7 | 62.0 | 56.3 |
| Top Speed [km/h] | 68.8 | 68.7 | 67.8 | 64.9 | 60.9 |
| Avg. Dist. to Rail [m] | 3.3 | 3.5 | 3.7 | 6.3 | 7.5 |
| Avg. Stride Freq. [Hz] | 2.4 | 2.5 | 2.6 | 2.5 | 2.4 |
| Avg. Stride Length [m] | 6.0 | 7.3 | 7.1 | 6.8 | 6.6 |



[] Ranking at each section and finish
-:-:- No data available at this section
NA No data available

| | |
|--------------------------------|------------------------|
| Horse/Jockey Name | THE GOV/Kayla Crowther |
| Finish Rank | 8 |
| Fastest Section Time (Section) | 0:10.72 (L800) |
| Top Speed [km/h] (Section) | 69.9 (Overall) |
| Race State | Finished |



Thomas Farms Rc Murray Bridge-
Professional-2025-12-20

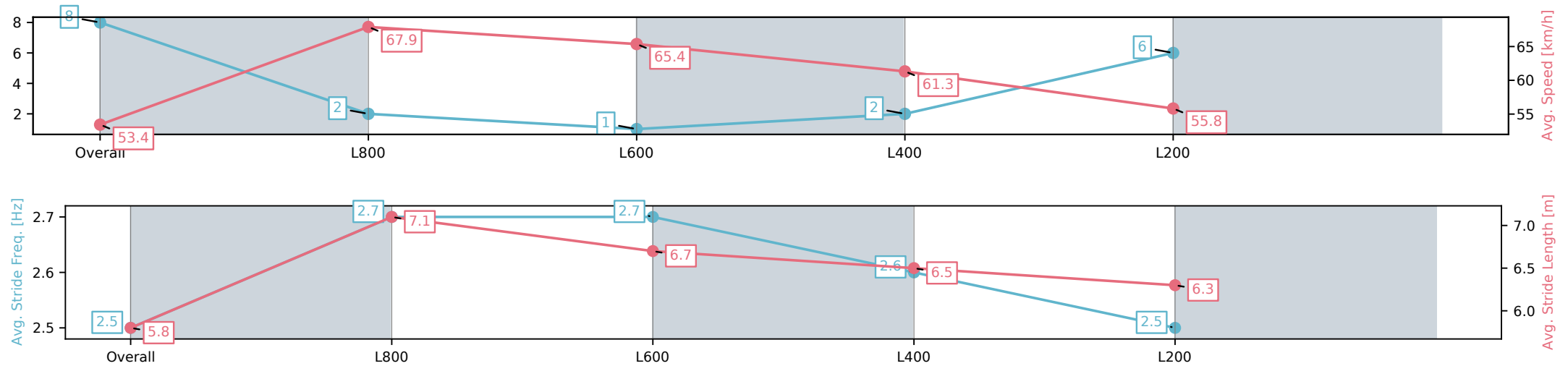
Race 8: Murray Bridge Hotel Handicap - 1000m

20 December 2025 - 4:45PM

Track Rating: Good 4, Weather: Overcast, Rail Position: +3m
900m-400m, True Remainder



| Section | Overall | L800 | L600 | L400 | L200 |
|------------------------|-------------------------|-------------------------|-------------------------|-------------------------|-------------------------|
| Section Times | 1:00.02[8] (0:13.46) | 0:46.56[2] (0:10.72) | 0:35.84[1] (0:11.22) | 0:24.62[2] (0:11.72) | 0:12.90[6] (0:12.90) |
| Average Speed [km/h] | 53.4 | 67.9 | 65.4 | 61.3 | 55.8 |
| Top Speed [km/h] | 69.3 | 69.9 | 68.4 | 63.9 | 59.3 |
| Avg. Dist. to Rail [m] | 5.6 | 4.1 | 4.2 | 7.8 | 8.2 |
| Avg. Stride Freq. [Hz] | 2.5 | 2.7 | 2.7 | 2.6 | 2.5 |
| Avg. Stride Length [m] | 5.8 | 7.1 | 6.7 | 6.5 | 6.3 |



[] Ranking at each section and finish
-:-:- No data available at this section
NA No data available

| | |
|--------------------------------|-----------------------|
| Horse/Jockey Name | CAP TEN/Caitlin Jones |
| Finish Rank | 9 |
| Fastest Section Time (Section) | 0:10.70 (L800) |
| Top Speed [km/h] (Section) | 68.9 (Overall) |
| Race State | Finished |



Thomas Farms Rc Murray Bridge-
Professional-2025-12-20

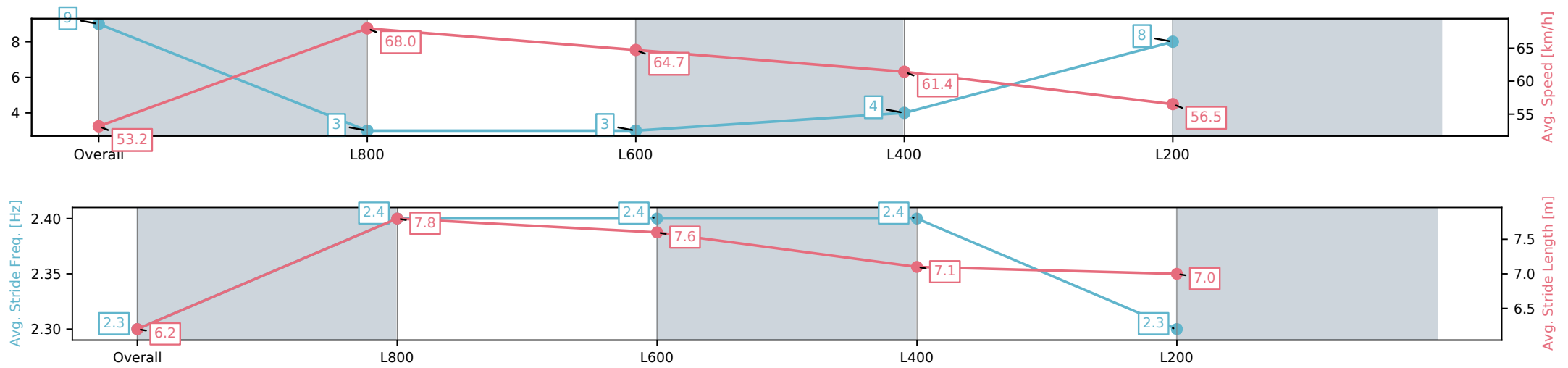
Race 8: Murray Bridge Hotel Handicap - 1000m

20 December 2025 - 4:45PM

Track Rating: Good 4, Weather: Overcast, Rail Position: +3m
900m-400m, True Remainder



| Section | Overall | L800 | L600 | L400 | L200 |
|------------------------|-------------------------|-------------------------|-------------------------|-------------------------|-------------------------|
| Section Times | 1:00.02[9] (0:13.56) | 0:46.45[3] (0:10.70) | 0:35.75[3] (0:11.28) | 0:24.46[4] (0:11.74) | 0:12.72[8] (0:12.72) |
| Average Speed [km/h] | 53.2 | 68.0 | 64.7 | 61.4 | 56.5 |
| Top Speed [km/h] | 68.8 | 68.9 | 67.4 | 63.3 | 59.4 |
| Avg. Dist. to Rail [m] | 2.5 | 3.1 | 4.3 | 7.3 | 7.2 |
| Avg. Stride Freq. [Hz] | 2.3 | 2.4 | 2.4 | 2.4 | 2.3 |
| Avg. Stride Length [m] | 6.2 | 7.8 | 7.6 | 7.1 | 7.0 |



[] Ranking at each section and finish
 -:-:- No data available at this section
 NA No data available