



# Thomas Farms Rc Murray Bridge-Professional-2025-12-20

## Race 5: Farm Fresh Markets Maiden Plate - 1000m

20 December 2025 - 2:52PM

Track Rating: Good 4, Weather: Overcast, Rail Position: +3m 900m-400m, True Remainder



### Section Field Times

Overall  
0:58.45  
(0:13.46)

L800  
0:44.99  
(0:10.74)

L600  
0:34.25  
(0:11.03)

L400  
0:23.22  
(0:11.09)

L200  
0:12.12  
(0:12.12)

Position	#	Horse/Jockey	Barrier	Top Speed [km/h]	Fastest Section	First 400m							Margin	Distance Travelled From Winner [m]
1	6	TOBIKKO	2	69.2	0:10.64	0:24.64	0:58.45	0:44.45 [8]	0:33.81 [8]	0:22.86 [3]	0:11.95 [3]		0:58.45	
		Jacob Opperman		1000-800	800-600		(0:14.00)	(0:10.64)	(0:10.95)	(0:10.91)	(0:11.95)			
2	8	BARDIGRUB	3	69.6	0:10.63	0:24.27	0:58.48	0:44.84 [3]	0:34.21 [2]	0:23.25 [1]	0:12.16 [1]		0.22L	+1
		Teagan Voorham		1000-800	800-600		(0:13.64)	(0:10.63)	(0:10.96)	(0:11.09)	(0:12.16)			
3	10	CARPE ASTRA	8	70.2	0:10.73	0:24.19	0:58.78	0:45.32 [1]	0:34.59 [1]	0:23.50 [2]	0:12.35 [2]		2.15L	+1
		Jessica Tzaferis		1000-800	800-600		(0:13.46)	(0:10.73)	(0:11.09)	(0:11.15)	(0:12.35)			
4	3	NORHEIM	6	69.8	0:10.69	0:24.53	0:59.08	0:45.24 [7]	0:34.55 [6]	0:23.36 [7]	0:12.08 [6]		4.06L	+5
		Jake Toeroek		1000-800	800-600		(0:13.84)	(0:10.69)	(0:11.19)	(0:11.28)	(0:12.08)			
5	5	STYLISH FLIPPER	1	69.4	0:10.68	0:24.51	0:59.14	0:45.31 [6]	0:34.63 [5]	0:23.46 [6]	0:12.21 [5]		4.47L	+0
		Alysha Warren		1000-800	800-600		(0:13.83)	(0:10.68)	(0:11.17)	(0:11.25)	(0:12.21)			
6	2	SUMMERTIME MADNESS	5	68.9	0:10.73	0:24.36	0:59.18	0:45.55 [2]	0:34.82 [3]	0:23.57 [4]	0:12.29 [4]		4.72L	+5
		Todd Pannell		1000-800	800-600		(0:13.63)	(0:10.73)	(0:11.25)	(0:11.28)	(0:12.28)			
7	9	BLUE CLAW	4	69.4	0:10.74	0:24.45	0:59.94	0:46.23 [4]	0:35.49 [4]	0:24.30 [5]	0:12.81 [7]		9.64L	+3
		Rochelle Milnes		1000-800	800-600		(0:13.71)	(0:10.74)	(0:11.19)	(0:11.49)	(0:12.81)			
8	1	ROAD TO THE CITY	7	68.7	0:10.77	0:24.59	1:00.05	0:46.23 [5]	0:35.46 [7]	0:24.24 [8]	0:12.66 [8]		10.32L	+4
		Margaret Collett		1000-800	800-600		(0:13.82)	(0:10.77)	(0:11.22)	(0:11.57)	(0:12.66)			

Scratched: Roomerhasit (#4), Tiddy Widdy (#7), Flirt (#11), Soul Slides Away (#12)

Horse/Jockey Name	TOBIKKO/Jacob Opperman
Finish Rank	1
Fastest Section Time (Section)	0:10.64 (L800)
Top Speed [km/h] (Section)	69.2 (Overall)
Race State	Finished



Thomas Farms Rc Murray Bridge-  
Professional-2025-12-20

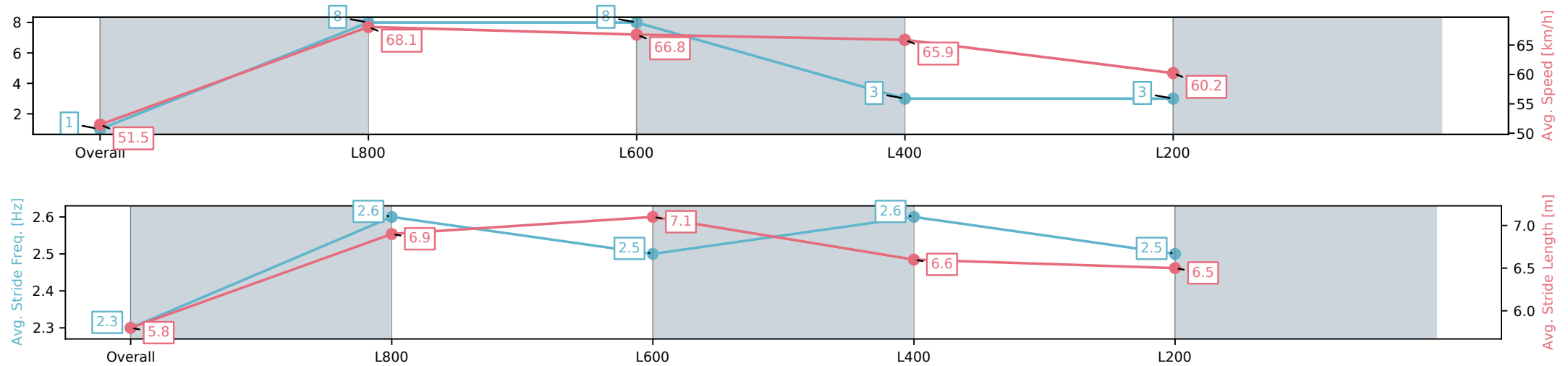
Race 5: Farm Fresh Markets Maiden Plate - 1000m

20 December 2025 - 2:52PM

Track Rating: Good 4, Weather: Overcast, Rail Position: +3m  
900m-400m, True Remainder



Section	Overall	L800	L600	L400	L200
Section Times	0:58.45[1] (0:14.00)	0:44.45[8] (0:10.64)	0:33.81[8] (0:10.95)	0:22.86[3] (0:10.91)	0:11.95[3] (0:11.95)
Average Speed [km/h]	51.5	68.1	66.8	65.9	60.2
Top Speed [km/h]	67.8	69.2	68.2	67.1	64.0
Avg. Dist. to Rail [m]	1.0	1.4	3.8	8.3	10.8
Avg. Stride Freq. [Hz]	2.3	2.6	2.5	2.6	2.5
Avg. Stride Length [m]	5.8	6.9	7.1	6.6	6.5



[ ] Ranking at each section and finish  
-:-:- No data available at this section  
NA No data available

Horse/Jockey Name	BARDIGRUB/Teagan Voorham
Finish Rank	2
Fastest Section Time (Section)	0:10.63 (L800)
Top Speed [km/h] (Section)	69.6 (Overall)
Race State	Finished



Thomas Farms Rc Murray Bridge-  
Professional-2025-12-20

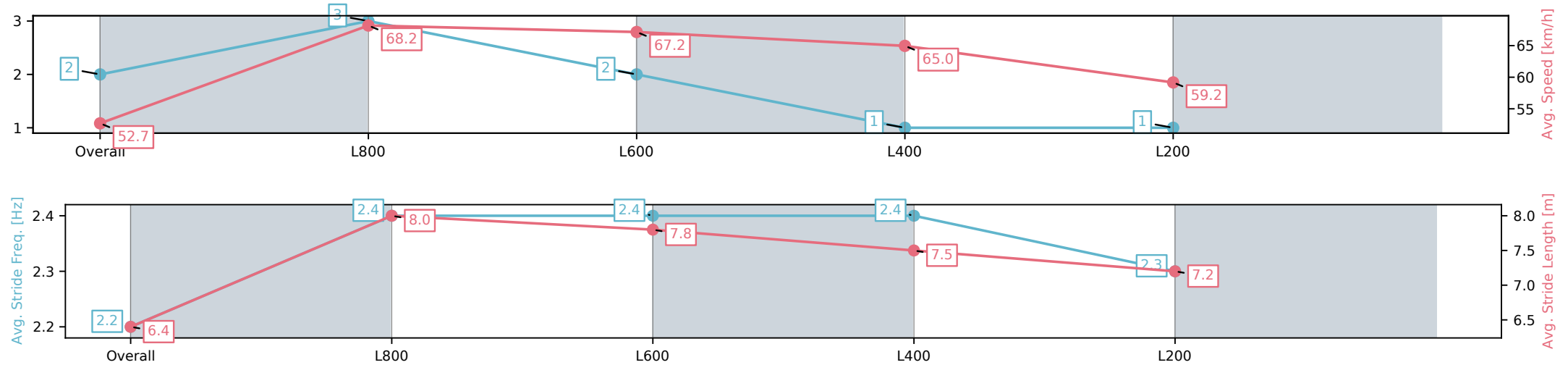
Race 5: Farm Fresh Markets Maiden Plate - 1000m

20 December 2025 - 2:52PM

Track Rating: Good 4, Weather: Overcast, Rail Position: +3m  
900m-400m, True Remainder



Section	Overall	L800	L600	L400	L200
Section Times	0:58.48[2] (0:13.64)	0:44.84[3] (0:10.63)	0:34.21[2] (0:10.96)	0:23.25[1] (0:11.09)	0:12.16[1] (0:12.16)
Average Speed [km/h]	52.7	68.2	67.2	65.0	59.2
Top Speed [km/h]	68.2	69.6	68.2	66.4	62.3
Avg. Dist. to Rail [m]	1.4	1.6	4.9	8.0	10.5
Avg. Stride Freq. [Hz]	2.2	2.4	2.4	2.4	2.3
Avg. Stride Length [m]	6.4	8.0	7.8	7.5	7.2



[ ] Ranking at each section and finish  
-:-:- No data available at this section  
NA No data available

Horse/Jockey Name	CARPE ASTRA/Jessica Tzaferis
Finish Rank	3
Fastest Section Time (Section)	0:10.73 (L800)
Top Speed [km/h] (Section)	70.2 (Overall)
Race State	Finished



Thomas Farms Rc Murray Bridge-  
Professional-2025-12-20

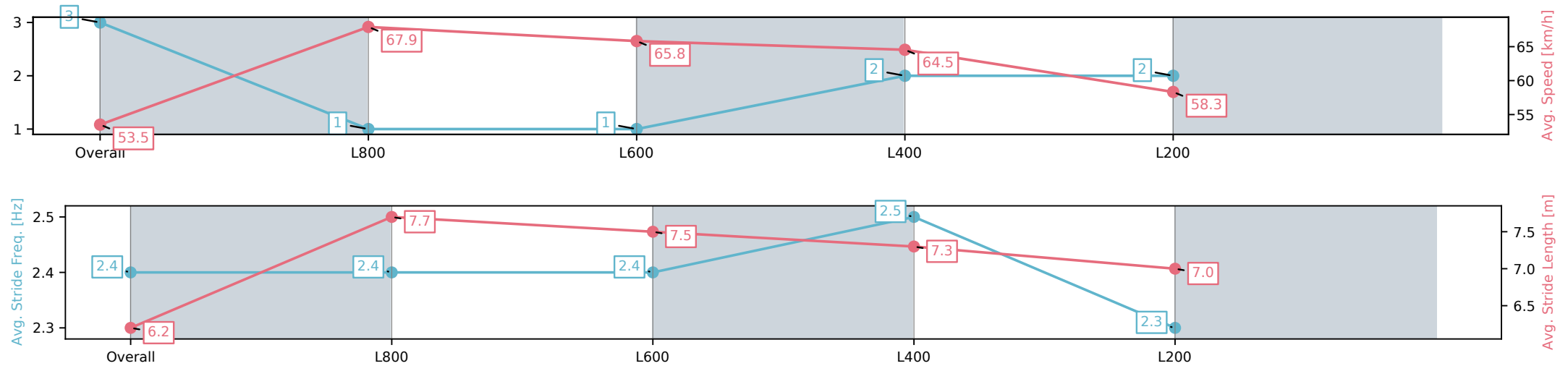
Race 5: Farm Fresh Markets Maiden Plate - 1000m

20 December 2025 - 2:52PM

Track Rating: Good 4, Weather: Overcast, Rail Position: +3m  
900m-400m, True Remainder



Section	Overall	L800	L600	L400	L200
Section Times	0:58.78[3] (0:13.46)	0:45.32[1] (0:10.73)	0:34.59[1] (0:11.09)	0:23.50[2] (0:11.15)	0:12.35[2] (0:12.35)
Average Speed [km/h]	53.5	67.9	65.8	64.5	58.3
Top Speed [km/h]	70.0	70.2	67.3	66.8	62.0
Avg. Dist. to Rail [m]	4.8	3.3	4.0	7.7	10.7
Avg. Stride Freq. [Hz]	2.4	2.4	2.4	2.5	2.3
Avg. Stride Length [m]	6.2	7.7	7.5	7.3	7.0



[ ] Ranking at each section and finish  
-:-:- No data available at this section  
NA No data available

Horse/Jockey Name	NORHEIM/Jake Toeroek
Finish Rank	4
Fastest Section Time (Section)	0:10.69 (L800)
Top Speed [km/h] (Section)	69.8 (Overall)
Race State	Finished



Thomas Farms Rc Murray Bridge-  
Professional-2025-12-20

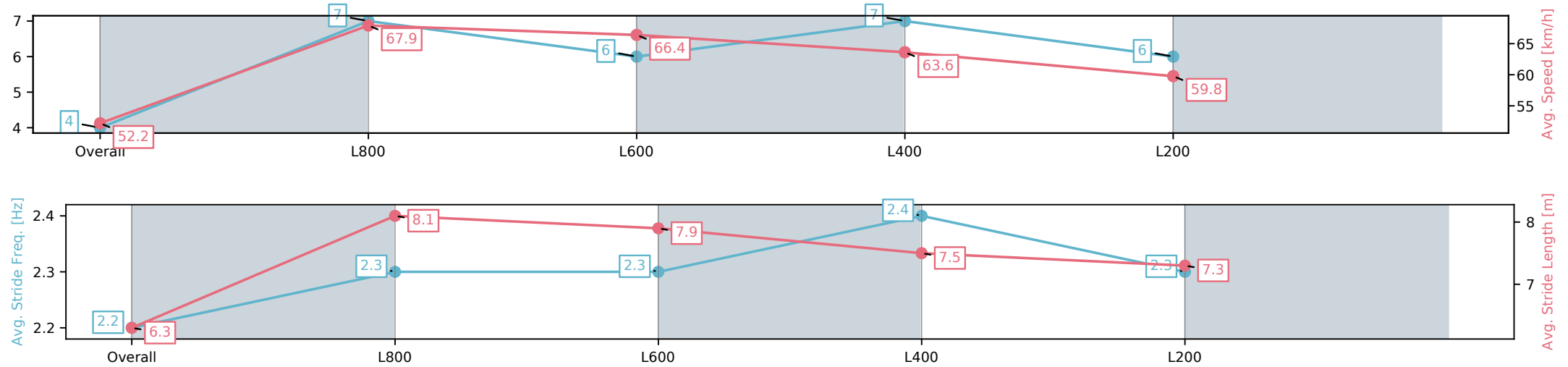
Race 5: Farm Fresh Markets Maiden Plate - 1000m

20 December 2025 - 2:52PM

Track Rating: Good 4, Weather: Overcast, Rail Position: +3m  
900m-400m, True Remainder



Section	Overall	L800	L600	L400	L200
Section Times	0:59.08[4] (0:13.84)	0:45.24[7] (0:10.69)	0:34.55[6] (0:11.19)	0:23.36[7] (0:11.28)	0:12.08[6] (0:12.08)
Average Speed [km/h]	52.2	67.9	66.4	63.6	59.8
Top Speed [km/h]	69.1	69.8	66.9	66.0	62.0
Avg. Dist. to Rail [m]	2.8	4.1	6.2	10.6	11.5
Avg. Stride Freq. [Hz]	2.2	2.3	2.3	2.4	2.3
Avg. Stride Length [m]	6.3	8.1	7.9	7.5	7.3



[ ] Ranking at each section and finish  
-:-:- No data available at this section  
NA No data available

Horse/Jockey Name	STYLISH FLIPPER/Alysha Warren
Finish Rank	5
Fastest Section Time (Section)	0:10.68 (L800)
Top Speed [km/h] (Section)	69.4 (Overall)
Race State	Finished



Thomas Farms Rc Murray Bridge-  
Professional-2025-12-20

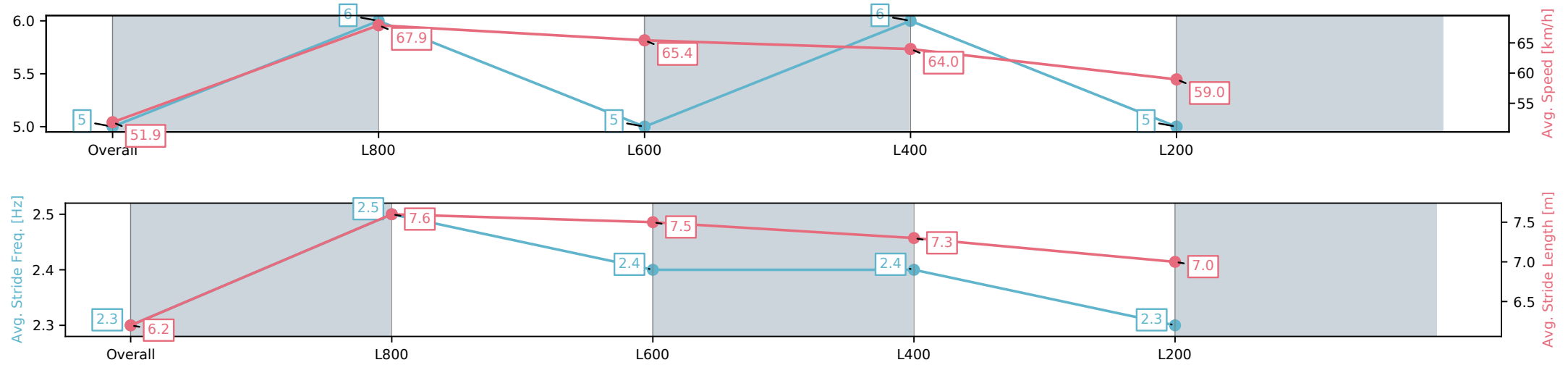
Race 5: Farm Fresh Markets Maiden Plate - 1000m

20 December 2025 - 2:52PM

Track Rating: Good 4, Weather: Overcast, Rail Position: +3m  
900m-400m, True Remainder



Section	Overall	L800	L600	L400	L200
Section Times	0:59.14[5] (0:13.83)	0:45.31[6] (0:10.68)	0:34.63[5] (0:11.17)	0:23.46[6] (0:11.25)	0:12.21[5] (0:12.21)
Average Speed [km/h]	51.9	67.9	65.4	64.0	59.0
Top Speed [km/h]	69.0	69.4	67.4	65.3	61.7
Avg. Dist. to Rail [m]	1.5	1.7	3.7	7.3	9.0
Avg. Stride Freq. [Hz]	2.3	2.5	2.4	2.4	2.3
Avg. Stride Length [m]	6.2	7.6	7.5	7.3	7.0



- [ ] Ranking at each section and finish
- :-:- No data available at this section
- NA No data available

Horse/Jockey Name	SUMMERTIME MADNESS/Todd Pannell
Finish Rank	6
Fastest Section Time (Section)	0:10.73 (L800)
Top Speed [km/h] (Section)	68.9 (Overall)
Race State	Finished



Thomas Farms Rc Murray Bridge-  
Professional-2025-12-20

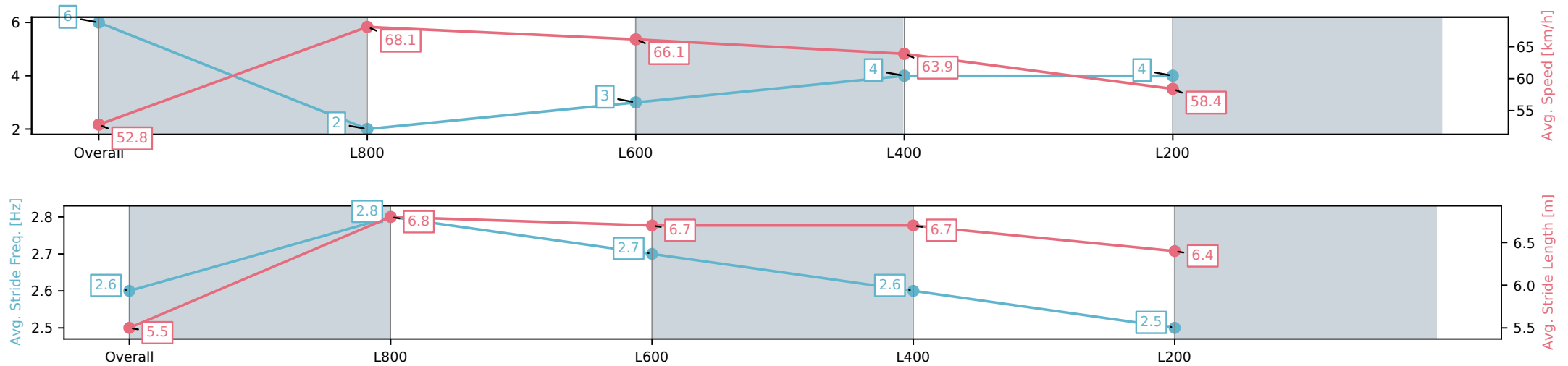
Race 5: Farm Fresh Markets Maiden Plate - 1000m

20 December 2025 - 2:52PM

Track Rating: Good 4, Weather: Overcast, Rail Position: +3m  
900m-400m, True Remainder



Section	Overall	L800	L600	L400	L200
Section Times	0:59.18[6] (0:13.63)	0:45.55[2] (0:10.73)	0:34.82[3] (0:11.25)	0:23.57[4] (0:11.28)	0:12.29[4] (0:12.28)
Average Speed [km/h]	52.8	68.1	66.1	63.9	58.4
Top Speed [km/h]	67.5	68.9	67.3	65.9	60.9
Avg. Dist. to Rail [m]	2.0	4.6	7.1	10.1	11.6
Avg. Stride Freq. [Hz]	2.6	2.8	2.7	2.6	2.5
Avg. Stride Length [m]	5.5	6.8	6.7	6.7	6.4



[ ] Ranking at each section and finish  
-:-:- No data available at this section  
NA No data available

Horse/Jockey Name	BLUE CLAW/Rochelle Milnes
Finish Rank	7
Fastest Section Time (Section)	0:10.74 (L800)
Top Speed [km/h] (Section)	69.4 (Overall)
Race State	Finished



Thomas Farms Rc Murray Bridge-  
Professional-2025-12-20

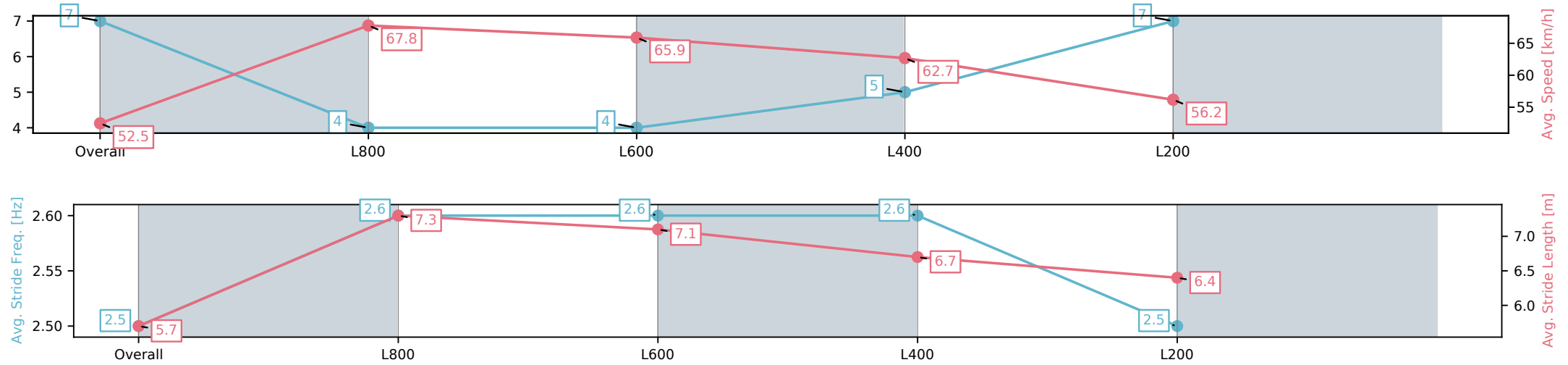
Race 5: Farm Fresh Markets Maiden Plate - 1000m

20 December 2025 - 2:52PM

Track Rating: Good 4, Weather: Overcast, Rail Position: +3m  
900m-400m, True Remainder



Section	Overall	L800	L600	L400	L200
Section Times	0:59.94[7] (0:13.71)	0:46.23[4] (0:10.74)	0:35.49[4] (0:11.19)	0:24.30[5] (0:11.49)	0:12.81[7] (0:12.81)
Average Speed [km/h]	52.5	67.8	65.9	62.7	56.2
Top Speed [km/h]	68.8	69.4	67.6	65.2	59.5
Avg. Dist. to Rail [m]	1.4	2.7	5.5	7.8	8.6
Avg. Stride Freq. [Hz]	2.5	2.6	2.6	2.6	2.5
Avg. Stride Length [m]	5.7	7.3	7.1	6.7	6.4



[ ] Ranking at each section and finish  
-:-:- No data available at this section  
NA No data available



Horse/Jockey Name	ROAD TO THE CITY/Margaret Collett
Finish Rank	8
Fastest Section Time (Section)	0:10.77 (L800)
Top Speed [km/h] (Section)	68.7 (Overall)
Race State	Finished



Thomas Farms Rc Murray Bridge-  
Professional-2025-12-20

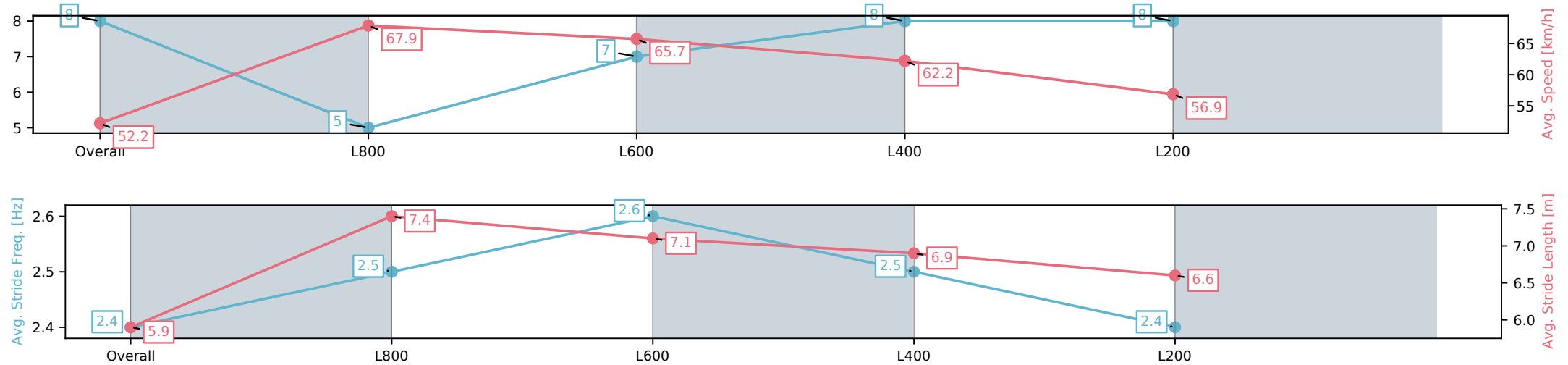
Race 5: Farm Fresh Markets Maiden Plate - 1000m

20 December 2025 - 2:52PM

Track Rating: Good 4, Weather: Overcast, Rail Position: +3m  
900m-400m, True Remainder



Section	Overall	L800	L600	L400	L200
Section Times	1:00.05[8] (0:13.82)	0:46.23[5] (0:10.77)	0:35.46[7] (0:11.22)	0:24.24[8] (0:11.57)	0:12.66[8] (0:12.66)
Average Speed [km/h]	52.2	67.9	65.7	62.2	56.9
Top Speed [km/h]	68.2	68.7	67.6	65.4	60.5
Avg. Dist. to Rail [m]	3.6	4.7	6.2	11.5	11.9
Avg. Stride Freq. [Hz]	2.4	2.5	2.6	2.5	2.4
Avg. Stride Length [m]	5.9	7.4	7.1	6.9	6.6



[ ] Ranking at each section and finish  
-:-:- No data available at this section  
NA No data available