



Thomas Farms Rc Murray Bridge-Professional-2025-12-20

Race 3: PLC Fencing Handicap - 1200m

20 December 2025 - 1:44PM

Track Rating: Good 4, Weather: Overcast, Rail Position: +3m 900m-400m, True Remainder



Section

Field Times

							Overall	L1000	L800	L600	L400	L200		
							1:11.78 (0:14.63)	0:57.15 (0:11.49)	0:45.66 (0:11.37)	0:34.28 (0:11.22)	0:23.07 (0:11.07)	0:12.00 (0:12.00)		
Position	#	Horse/Jockey	Barrier	Top Speed [km/h]	Fastest Section	First 400m							Margin	Distance Travelled From Winner [m]
1	6	ARCANDAM	6	66.6	0:11.07	0:26.12	1:11.78	0:57.16 [1]	0:45.66 [1]	0:34.29 [1]	0:23.07 [1]	0:12.00 [1]	1:11.78	
		Ben Price		800-600	400-200		(0:14.62)	(0:11.50)	(0:11.37)	(0:11.22)	(0:11.07)	(0:12.00)		
2	8	RUBINI	4	66.9	0:11.07	0:26.86	1:11.94	0:56.63 [6]	0:45.08 [5]	0:33.88 [5]	0:22.81 [5]	0:11.72 [4]	1.11L	-3
		Alana Livesey		800-600	600-400		(0:15.31)	(0:11.55)	(0:11.20)	(0:11.07)	(0:11.09)	(0:11.72)		
3	2	FLYING MIKKI	1	65.8	0:11.11	0:26.53	1:11.96	0:57.05 [3]	0:45.43 [4]	0:34.04 [4]	0:22.84 [4]	0:11.73 [5]	1.22L	-2
		Logan McNeil		600-400	400-200		(0:14.91)	(0:11.62)	(0:11.39)	(0:11.20)	(0:11.11)	(0:11.73)		
4	4	THE SPRINKLER	5	66.7	0:11.01	0:26.45	1:12.03	0:57.05 [4]	0:45.58 [3]	0:34.37 [3]	0:23.16 [3]	0:12.15 [2]	1.72L	+1
		Jake Toeroek		800-600	400-200		(0:14.98)	(0:11.47)	(0:11.21)	(0:11.21)	(0:11.01)	(0:12.15)		
5	1	SHALAILED	3	65.6	0:11.21	0:26.25	1:12.18	0:57.37 [2]	0:45.93 [2]	0:34.63 [2]	0:23.42 [2]	0:12.08 [3]	2.73L	+0
		Alysha Warren		800-600	600-400		(0:14.81)	(0:11.44)	(0:11.30)	(0:11.21)	(0:11.34)	(0:12.08)		
6	3	RICHE D'AMOUR	7	67.4	0:11.06	0:26.90	1:12.21	0:56.83 [7]	0:45.31 [6]	0:34.01 [7]	0:22.95 [6]	0:11.86 [7]	2.93L	+1
		Connor Murtagh		800-600	600-400		(0:15.38)	(0:11.52)	(0:11.30)	(0:11.06)	(0:11.09)	(0:11.86)		
7	7	TRIPOD TERROR	2	67.2	0:10.96	0:26.92	1:12.45	0:57.18 [5]	0:45.53 [7]	0:34.30 [6]	0:23.07 [7]	0:12.11 [6]	4.58L	-3
		Matthew Chadwick		600-400	400-200		(0:15.27)	(0:11.65)	(0:11.23)	(0:11.23)	(0:10.96)	(0:12.11)		

Scratched: There Goes My Hero (#5)

Horse/Jockey Name	ARCANDAM/Ben Price
Finish Rank	1
Fastest Section Time (Section)	0:11.07 (L400)
Top Speed [km/h] (Section)	66.6 (L800)
Race State	Finished



Thomas Farms Rc Murray Bridge-
Professional-2025-12-20

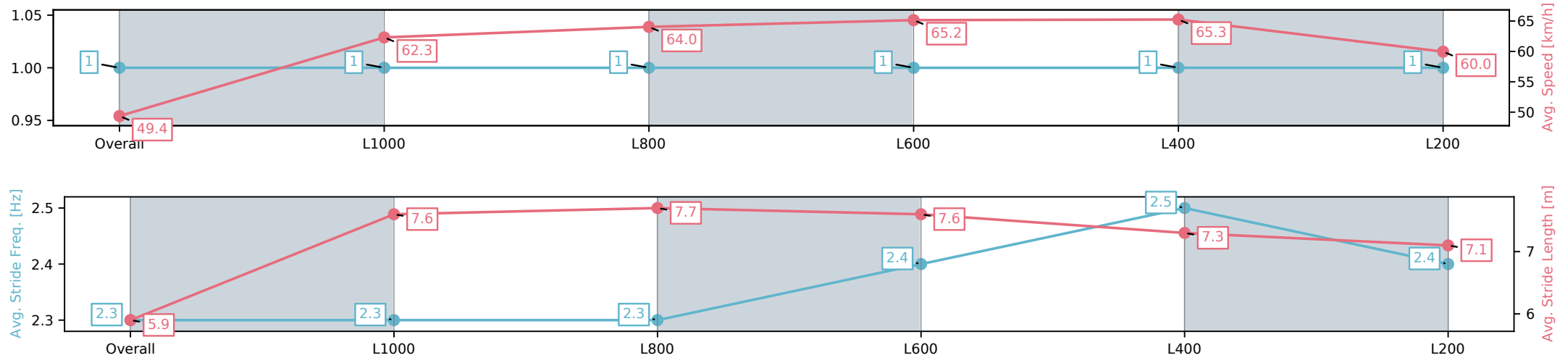
Race 3: PLC Fencing Handicap - 1200m

20 December 2025 - 1:44PM

Track Rating: Good 4, Weather: Overcast, Rail Position: +3m
900m-400m, True Remainder



Section	Overall	L1000	L800	L600	L400	L200
Section Times	1:11.78[1] (0:14.62)	0:57.16[1] (0:11.50)	0:45.66[1] (0:11.37)	0:34.29[1] (0:11.22)	0:23.07[1] (0:11.07)	0:12.00[1] (0:12.00)
Average Speed [km/h]	49.4	62.3	64.0	65.2	65.3	60.0
Top Speed [km/h]	62.7	63.5	64.5	66.6	66.2	63.2
Avg. Dist. to Rail [m]	3.2	1.6	2.4	3.9	7.3	8.9
Avg. Stride Freq. [Hz]	2.3	2.3	2.3	2.4	2.5	2.4
Avg. Stride Length [m]	5.9	7.6	7.7	7.6	7.3	7.1



Horse/Jockey Name	RUBINI/Alana Livesey
Finish Rank	2
Fastest Section Time (Section)	0:11.07 (L600)
Top Speed [km/h] (Section)	66.9 (L800)
Race State	Finished



Thomas Farms Rc Murray Bridge-
Professional-2025-12-20

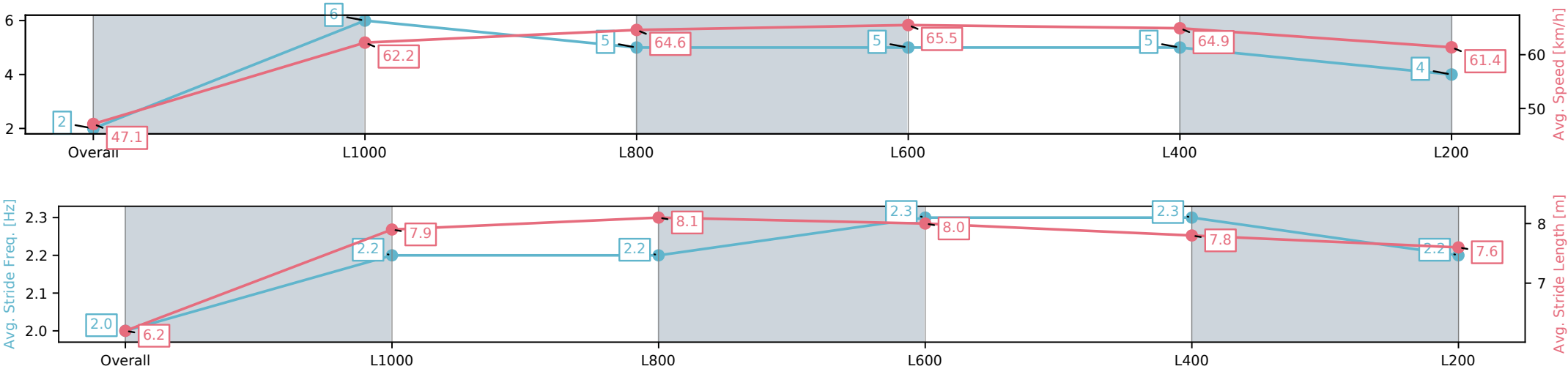
Race 3: PLC Fencing Handicap - 1200m

20 December 2025 - 1:44PM

Track Rating: Good 4, Weather: Overcast, Rail Position: +3m
900m-400m, True Remainder



Section	Overall	L1000	L800	L600	L400	L200
Section Times	1:11.94[2] (0:15.31)	0:56.63[6] (0:11.55)	0:45.08[5] (0:11.20)	0:33.88[5] (0:11.07)	0:22.81[5] (0:11.09)	0:11.72[4] (0:11.72)
Average Speed [km/h]	47.1	62.2	64.6	65.5	64.9	61.4
Top Speed [km/h]	62.5	63.3	66.2	66.9	66.9	63.5
Avg. Dist. to Rail [m]	2.2	1.5	1.5	1.8	6.3	6.7
Avg. Stride Freq. [Hz]	2.0	2.2	2.2	2.3	2.3	2.2
Avg. Stride Length [m]	6.2	7.9	8.1	8.0	7.8	7.6



[] Ranking at each section and finish
-:-:- No data available at this section
NA No data available

Horse/Jockey Name	FLYING MIKKI/Logan McNeil
Finish Rank	3
Fastest Section Time (Section)	0:11.11 (L400)
Top Speed [km/h] (Section)	65.8 (L600)
Race State	Finished



Thomas Farms Rc Murray Bridge-
Professional-2025-12-20

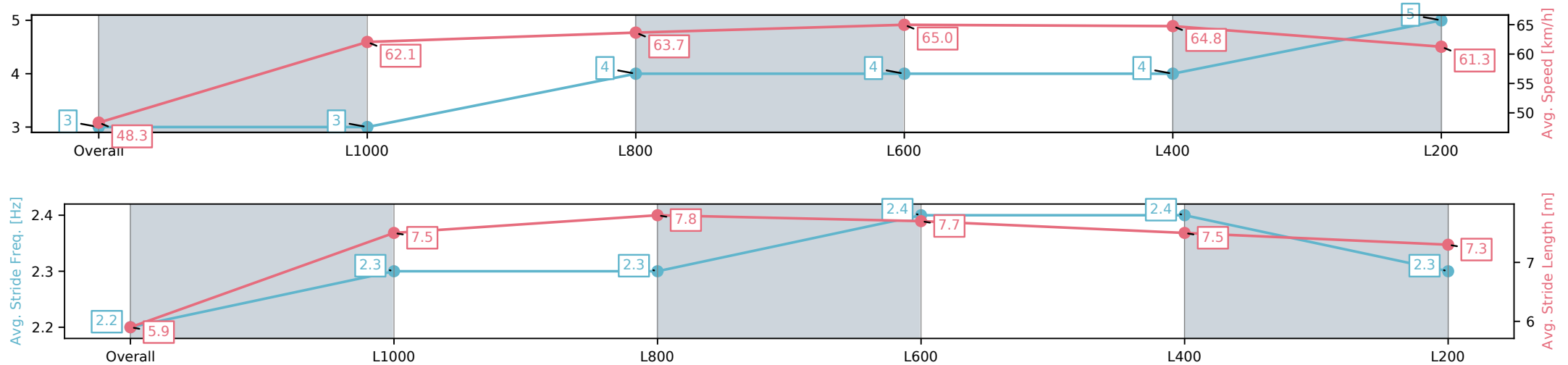
Race 3: PLC Fencing Handicap - 1200m

20 December 2025 - 1:44PM

Track Rating: Good 4, Weather: Overcast, Rail Position: +3m
900m-400m, True Remainder



Section	Overall	L1000	L800	L600	L400	L200
Section Times	1:11.96[3] (0:14.91)	0:57.05[3] (0:11.62)	0:45.43[4] (0:11.39)	0:34.04[4] (0:11.20)	0:22.84[4] (0:11.11)	0:11.73[5] (0:11.73)
Average Speed [km/h]	48.3	62.1	63.7	65.0	64.8	61.3
Top Speed [km/h]	63.2	63.1	64.5	65.3	65.8	63.7
Avg. Dist. to Rail [m]	1.1	1.8	1.9	2.8	5.5	5.5
Avg. Stride Freq. [Hz]	2.2	2.3	2.3	2.4	2.4	2.3
Avg. Stride Length [m]	5.9	7.5	7.8	7.7	7.5	7.3



[] Ranking at each section and finish
-:-:- No data available at this section
NA No data available

Horse/Jockey Name	THE SPRINKLER/Jake Toeroek
Finish Rank	4
Fastest Section Time (Section)	0:11.01 (L400)
Top Speed [km/h] (Section)	66.7 (L800)
Race State	Finished



Thomas Farms Rc Murray Bridge-
Professional-2025-12-20

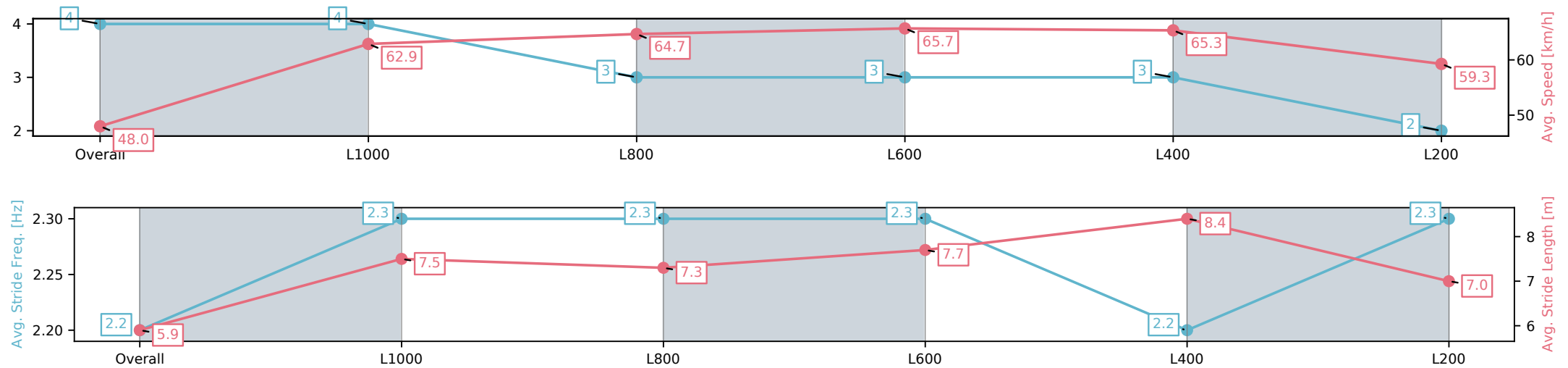
Race 3: PLC Fencing Handicap - 1200m

20 December 2025 - 1:44PM

Track Rating: Good 4, Weather: Overcast, Rail Position: +3m
900m-400m, True Remainder



Section	Overall	L1000	L800	L600	L400	L200
Section Times	1:12.03[4] (0:14.98)	0:57.05[4] (0:11.47)	0:45.58[3] (0:11.21)	0:34.37[3] (0:11.21)	0:23.16[3] (0:11.01)	0:12.15[2] (0:12.15)
Average Speed [km/h]	48.0	62.9	64.7	65.7	65.3	59.3
Top Speed [km/h]	63.7	63.3	65.5	66.7	66.5	62.6
Avg. Dist. to Rail [m]	2.8	1.1	2.8	4.9	8.5	9.2
Avg. Stride Freq. [Hz]	2.2	2.3	2.3	2.3	2.2	2.3
Avg. Stride Length [m]	5.9	7.5	7.3	7.7	8.4	7.0



[] Ranking at each section and finish
-:-:- No data available at this section
NA No data available

Horse/Jockey Name	SHALAILED/Alysha Warren
Finish Rank	5
Fastest Section Time (Section)	0:11.21 (L600)
Top Speed [km/h] (Section)	65.6 (L800)
Race State	Finished



Thomas Farms Rc Murray Bridge-
Professional-2025-12-20

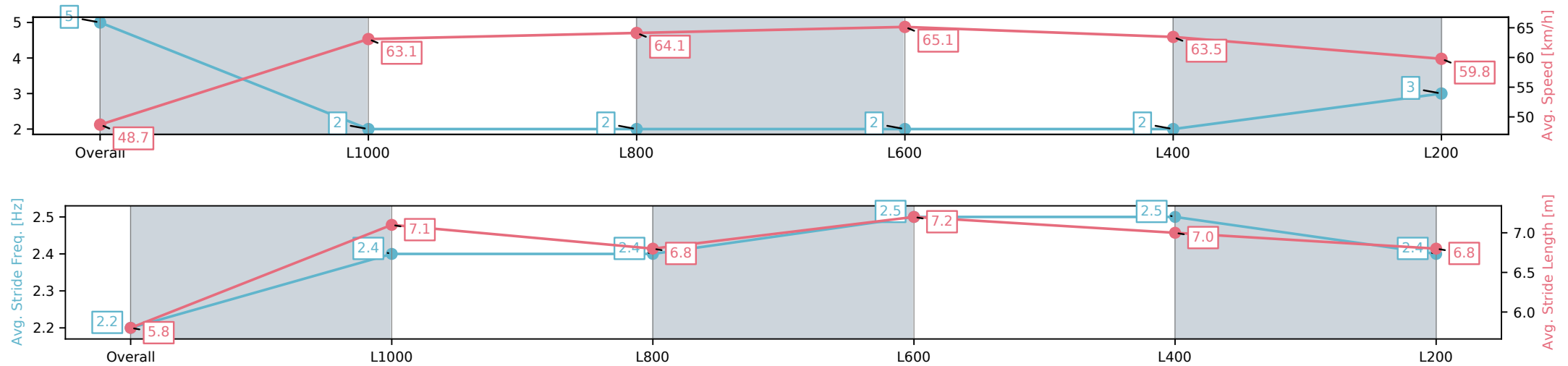
Race 3: PLC Fencing Handicap - 1200m

20 December 2025 - 1:44PM

Track Rating: Good 4, Weather: Overcast, Rail Position: +3m
900m-400m, True Remainder



Section	Overall	L1000	L800	L600	L400	L200
Section Times	1:12.18[5] (0:14.81)	0:57.37[2] (0:11.44)	0:45.93[2] (0:11.30)	0:34.63[2] (0:11.21)	0:23.42[2] (0:11.34)	0:12.08[3] (0:12.08)
Average Speed [km/h]	48.7	63.1	64.1	65.1	63.5	59.8
Top Speed [km/h]	62.9	63.6	65.0	65.6	64.9	62.0
Avg. Dist. to Rail [m]	3.0	0.9	2.7	3.5	5.8	6.4
Avg. Stride Freq. [Hz]	2.2	2.4	2.4	2.5	2.5	2.4
Avg. Stride Length [m]	5.8	7.1	6.8	7.2	7.0	6.8



[] Ranking at each section and finish
-:-:- No data available at this section
NA No data available

Horse/Jockey Name	RICHE D'AMOUR/Connor Murtagh
Finish Rank	6
Fastest Section Time (Section)	0:11.06 (L600)
Top Speed [km/h] (Section)	67.4 (L800)
Race State	Finished



Thomas Farms Rc Murray Bridge-
Professional-2025-12-20

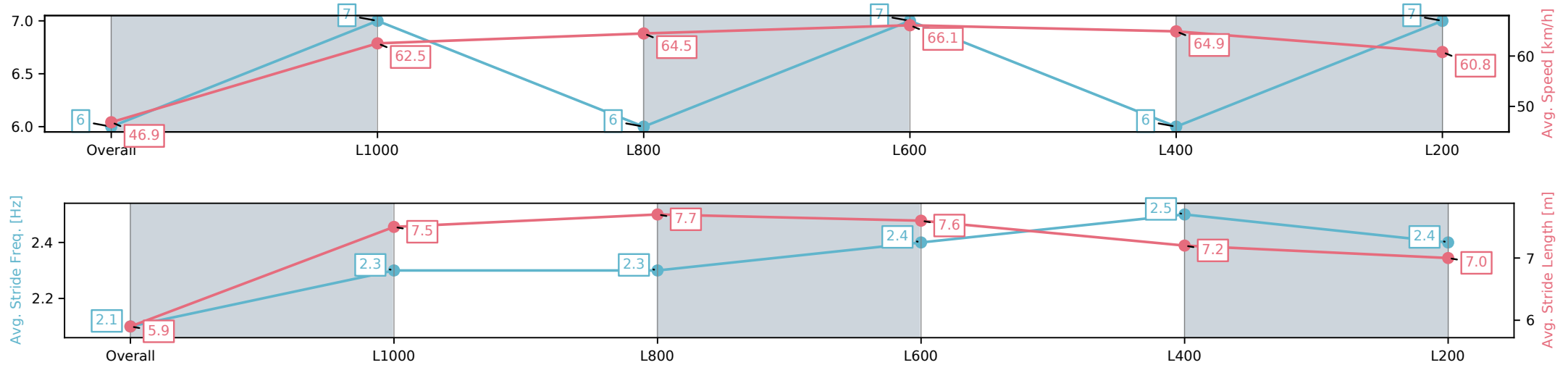
Race 3: PLC Fencing Handicap - 1200m

20 December 2025 - 1:44PM

Track Rating: Good 4, Weather: Overcast, Rail Position: +3m
900m-400m, True Remainder



Section	Overall	L1000	L800	L600	L400	L200
Section Times	1:12.21[6] (0:15.38)	0:56.83[7] (0:11.52)	0:45.31[6] (0:11.30)	0:34.01[7] (0:11.06)	0:22.95[6] (0:11.09)	0:11.86[7] (0:11.86)
Average Speed [km/h]	46.9	62.5	64.5	66.1	64.9	60.8
Top Speed [km/h]	62.0	64.6	65.7	67.4	66.5	64.0
Avg. Dist. to Rail [m]	4.1	1.3	2.6	4.3	7.0	8.7
Avg. Stride Freq. [Hz]	2.1	2.3	2.3	2.4	2.5	2.4
Avg. Stride Length [m]	5.9	7.5	7.7	7.6	7.2	7.0



[] Ranking at each section and finish
-:-:- No data available at this section
NA No data available

Horse/Jockey Name	TRIPOD TERROR/Matthew Chadwick
Finish Rank	7
Fastest Section Time (Section)	0:10.96 (L400)
Top Speed [km/h] (Section)	67.2 (L600)
Race State	Finished



Thomas Farms Rc Murray Bridge-
Professional-2025-12-20

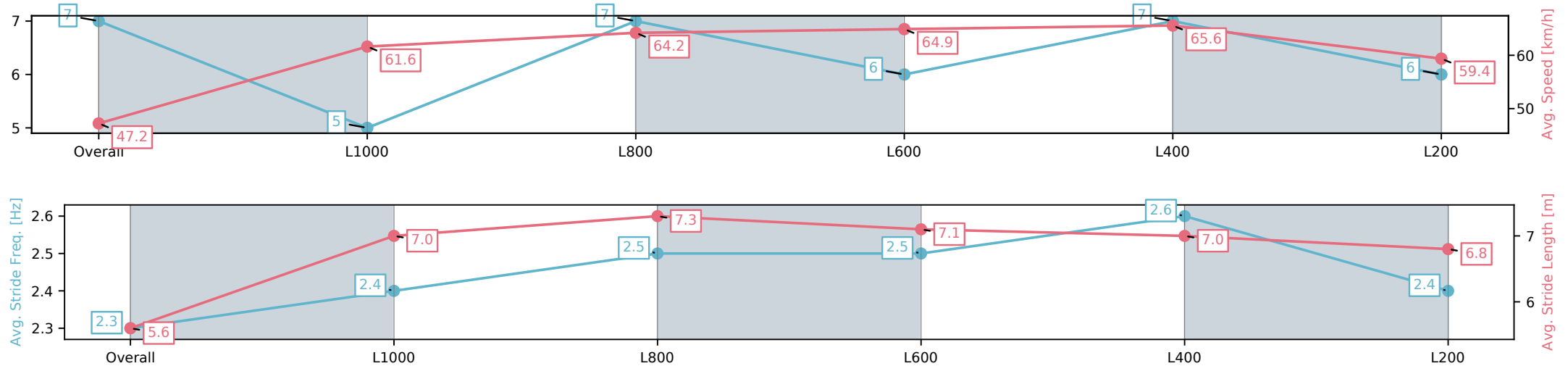
Race 3: PLC Fencing Handicap - 1200m

20 December 2025 - 1:44PM

Track Rating: Good 4, Weather: Overcast, Rail Position: +3m
900m-400m, True Remainder



Section	Overall	L1000	L800	L600	L400	L200
Section Times	1:12.45[7] (0:15.27)	0:57.18[5] (0:11.65)	0:45.53[7] (0:11.23)	0:34.30[6] (0:11.23)	0:23.07[7] (0:10.96)	0:12.11[6] (0:12.11)
Average Speed [km/h]	47.2	61.6	64.2	64.9	65.6	59.4
Top Speed [km/h]	63.0	62.4	65.4	67.2	67.2	63.9
Avg. Dist. to Rail [m]	2.1	3.3	0.6	2.8	4.8	4.3
Avg. Stride Freq. [Hz]	2.3	2.4	2.5	2.5	2.6	2.4
Avg. Stride Length [m]	5.6	7.0	7.3	7.1	7.0	6.8



[] Ranking at each section and finish
-:-:- No data available at this section
NA No data available