



Thomas Farms Rc Murray Bridge-Professional-2025-12-20

Race 2: Pfeiffer Kitchens & Cabinets Handicap - 1200m

20 December 2025 - 1:07PM

Track Rating: Good 4, Weather: Overcast, Rail Position: +3m 900m-400m, True Remainder



Section

Field Times

							Overall	L1000	L800	L600	L400	L200		
							1:11.12 (0:14.10)	0:57.02 (0:10.89)	0:46.14 (0:11.17)	0:34.96 (0:11.36)	0:23.60 (0:11.28)	0:12.31 (0:12.31)		
Position	#	Horse/Jockey	Barrier	Top Speed [km/h]	Fastest Section	First 400m							Margin	Distance Travelled From Winner [m]
1	3	ANGEL TORQUE	4	67.4	0:10.84	0:25.27	1:11.12	0:56.69 [3]	0:45.85 [3]	0:34.86 [3]	0:23.59 [2]	0:12.32 [1]	1:11.12	
		Emily Finnegan		1000-800	1000-800		(0:14.43)	(0:10.84)	(0:10.99)	(0:11.27)	(0:11.27)	(0:12.32)		
2	4	STARTIDE	7	67.8	0:10.85	0:25.77	1:11.70	0:56.78 [7]	0:45.93 [7]	0:35.08 [7]	0:23.91 [6]	0:12.64 [2]	3.55L	-3
		Jacob Opperman		1000-800	1000-800		(0:14.92)	(0:10.85)	(0:10.85)	(0:11.17)	(0:11.27)	(0:12.64)		
3	1	THAILESS	3	66.6	0:10.89	0:24.98	1:11.74	0:57.65 [1]	0:46.76 [1]	0:35.59 [1]	0:24.14 [3]	0:12.55 [4]	3.76L	-4
		Todd Pannell		1200-1000	1000-800		(0:14.09)	(0:10.89)	(0:11.17)	(0:11.45)	(0:11.59)	(0:12.55)		
4	5	ACAPPELLA MOON	1	66.7	0:10.88	0:25.34	1:11.75	0:57.29 [4]	0:46.41 [4]	0:35.37 [4]	0:24.01 [4]	0:12.43 [6]	3.84L	-5
		Jason Holder		1200-1000	1000-800		(0:14.46)	(0:10.88)	(0:11.04)	(0:11.36)	(0:11.57)	(0:12.43)		
5	6	YOOMEE WONDER	5	67.9	0:10.80	0:25.52	1:11.92	0:57.20 [6]	0:46.40 [6]	0:35.31 [6]	0:24.15 [5]	0:12.72 [5]	4.89L	-3
		Kayla Crowther		800-600	1000-800		(0:14.72)	(0:10.80)	(0:11.09)	(0:11.16)	(0:11.43)	(0:12.72)		
6	7	CHILLCUZ	6	66.7	0:10.86	0:25.06	1:12.06	0:57.86 [2]	0:47.00 [2]	0:35.89 [2]	0:24.54 [1]	0:12.88 [3]	5.75L	-4
		Margaret Collett		1000-800	1000-800		(0:14.20)	(0:10.86)	(0:11.11)	(0:11.35)	(0:11.66)	(0:12.88)		
7	8	MISS GABBIANO	2	68.9	0:10.75	0:25.42	1:12.93	0:58.26 [5]	0:47.51 [5]	0:36.42 [5]	0:25.03 [7]	0:13.08 [7]	11.05L	+0
		Teagan Voorham		1200-1000	1000-800		(0:14.67)	(0:10.75)	(0:11.09)	(0:11.39)	(0:11.95)	(0:13.08)		

Scratched: Miss Kermie (#2)

Horse/Jockey Name	ANGEL TORQUE/Emily Finnegan
Finish Rank	1
Fastest Section Time (Section)	0:10.84 (L1000)
Top Speed [km/h] (Section)	67.4 (L1000)
Race State	Finished



Thomas Farms Rc Murray Bridge-
Professional-2025-12-20

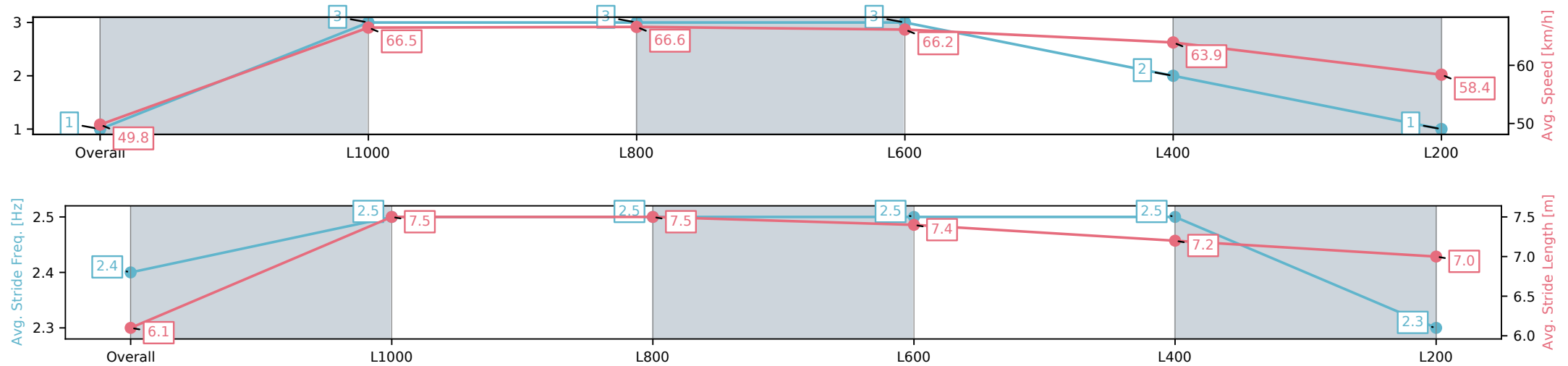
Race 2: Pfeiffer Kitchens & Cabinets Handicap - 1200m

20 December 2025 - 1:07PM

Track Rating: Good 4, Weather: Overcast, Rail Position: +3m
900m-400m, True Remainder



Section	Overall	L1000	L800	L600	L400	L200
Section Times	1:11.12[1] (0:14.43)	0:56.69[3] (0:10.84)	0:45.85[3] (0:10.99)	0:34.86[3] (0:11.27)	0:23.59[2] (0:11.27)	0:12.32[1] (0:12.32)
Average Speed [km/h]	49.8	66.5	66.6	66.2	63.9	58.4
Top Speed [km/h]	65.8	67.0	67.4	66.9	65.2	61.4
Avg. Dist. to Rail [m]	3.3	0.6	4.4	7.8	9.6	11.0
Avg. Stride Freq. [Hz]	2.4	2.5	2.5	2.5	2.5	2.3
Avg. Stride Length [m]	6.1	7.5	7.5	7.4	7.2	7.0



[] Ranking at each section and finish
-:-:- No data available at this section
NA No data available

Horse/Jockey Name	STARTIDE/Jacob Opperman
Finish Rank	2
Fastest Section Time (Section)	0:10.85 (L1000)
Top Speed [km/h] (Section)	67.8 (L1000)
Race State	Finished



Thomas Farms Rc Murray Bridge-
Professional-2025-12-20

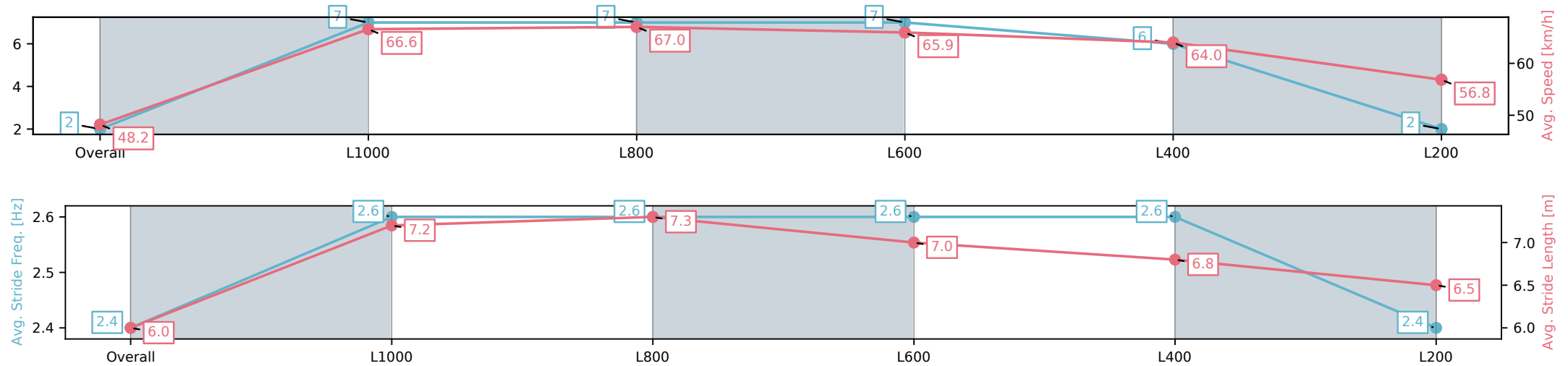
Race 2: Pfeiffer Kitchens & Cabinets Handicap - 1200m

20 December 2025 - 1:07PM

Track Rating: Good 4, Weather: Overcast, Rail Position: +3m
900m-400m, True Remainder



Section	Overall	L1000	L800	L600	L400	L200
Section Times	1:11.70[2] (0:14.92)	0:56.78[7] (0:10.85)	0:45.93[7] (0:10.85)	0:35.08[7] (0:11.17)	0:23.91[6] (0:11.27)	0:12.64[2] (0:12.64)
Average Speed [km/h]	48.2	66.6	67.0	65.9	64.0	56.8
Top Speed [km/h]	64.3	67.5	67.8	67.0	66.4	60.5
Avg. Dist. to Rail [m]	4.0	0.9	2.9	6.0	10.1	11.0
Avg. Stride Freq. [Hz]	2.4	2.6	2.6	2.6	2.6	2.4
Avg. Stride Length [m]	6.0	7.2	7.3	7.0	6.8	6.5



[] Ranking at each section and finish
-:-:- No data available at this section
NA No data available

Horse/Jockey Name	THAILESS/Todd Pannell
Finish Rank	3
Fastest Section Time (Section)	0:10.89 (L1000)
Top Speed [km/h] (Section)	66.6 (Overall)
Race State	Finished



Thomas Farms Rc Murray Bridge-
Professional-2025-12-20

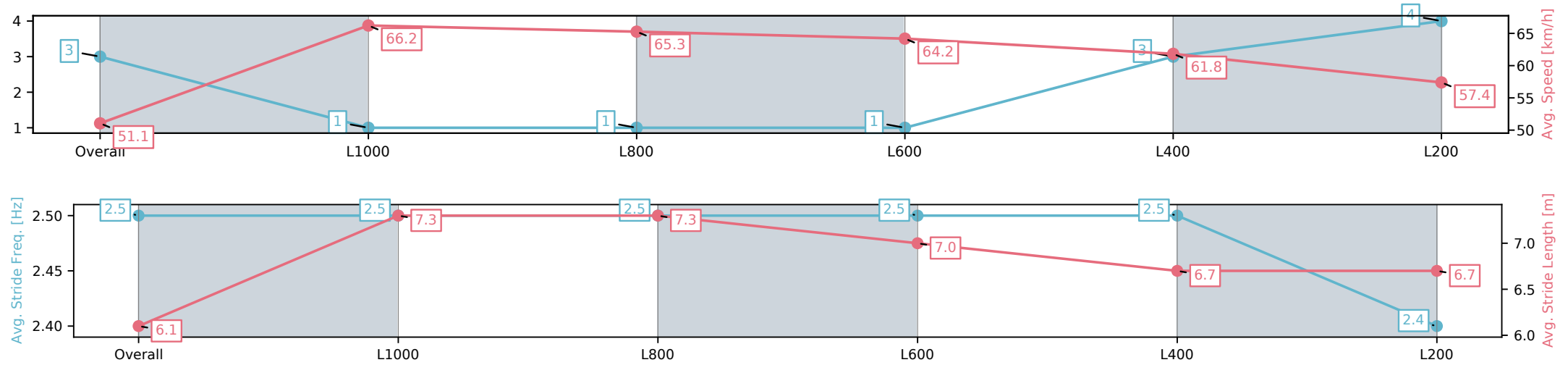
Race 2: Pfeiffer Kitchens & Cabinets Handicap - 1200m

20 December 2025 - 1:07PM

Track Rating: Good 4, Weather: Overcast, Rail Position: +3m
900m-400m, True Remainder



Section	Overall	L1000	L800	L600	L400	L200
Section Times	1:11.74[3] (0:14.09)	0:57.65[1] (0:10.89)	0:46.76[1] (0:11.17)	0:35.59[1] (0:11.45)	0:24.14[3] (0:11.59)	0:12.55[4] (0:12.55)
Average Speed [km/h]	51.1	66.2	65.3	64.2	61.8	57.4
Top Speed [km/h]	66.6	66.6	66.2	64.6	63.4	59.8
Avg. Dist. to Rail [m]	2.7	1.2	2.9	4.3	5.6	6.6
Avg. Stride Freq. [Hz]	2.5	2.5	2.5	2.5	2.5	2.4
Avg. Stride Length [m]	6.1	7.3	7.3	7.0	6.7	6.7



[] Ranking at each section and finish
-:-:- No data available at this section
NA No data available

Horse/Jockey Name	ACAPPELLA MOON/Jason Holder
Finish Rank	4
Fastest Section Time (Section)	0:10.88 (L1000)
Top Speed [km/h] (Section)	66.7 (Overall)
Race State	Finished



Thomas Farms Rc Murray Bridge-
Professional-2025-12-20

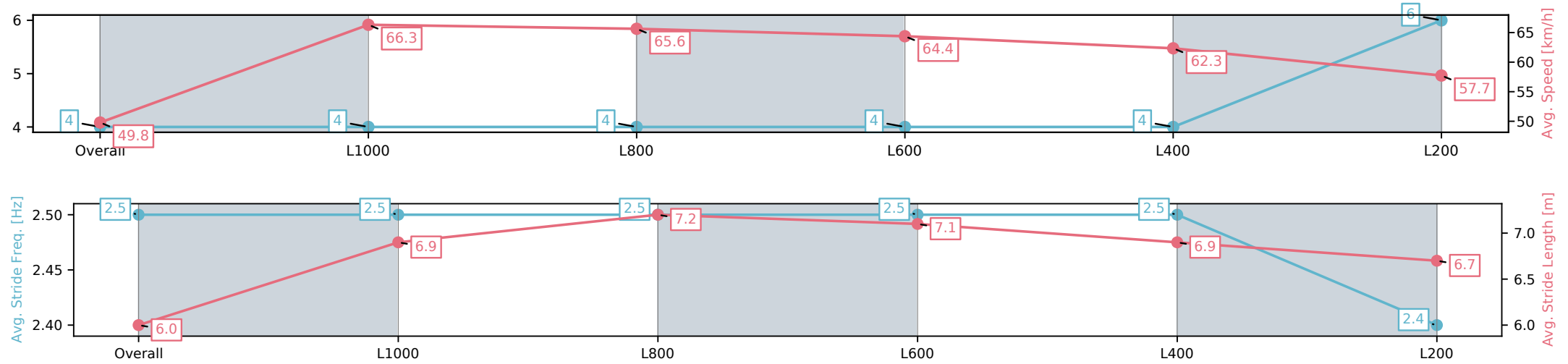
Race 2: Pfeiffer Kitchens & Cabinets Handicap - 1200m

20 December 2025 - 1:07PM

Track Rating: Good 4, Weather: Overcast, Rail Position: +3m
900m-400m, True Remainder



Section	Overall	L1000	L800	L600	L400	L200
Section Times	1:11.75[4] (0:14.46)	0:57.29[4] (0:10.88)	0:46.41[4] (0:11.04)	0:35.37[4] (0:11.36)	0:24.01[4] (0:11.57)	0:12.43[6] (0:12.43)
Average Speed [km/h]	49.8	66.3	65.6	64.4	62.3	57.7
Top Speed [km/h]	65.3	66.7	66.5	64.9	64.9	60.1
Avg. Dist. to Rail [m]	1.3	1.2	2.5	3.5	3.4	3.5
Avg. Stride Freq. [Hz]	2.5	2.5	2.5	2.5	2.5	2.4
Avg. Stride Length [m]	6.0	6.9	7.2	7.1	6.9	6.7



[] Ranking at each section and finish
-:-:- No data available at this section
NA No data available

Horse/Jockey Name	YOOMEE WONDER/Kayla Crowther
Finish Rank	5
Fastest Section Time (Section)	0:10.80 (L1000)
Top Speed [km/h] (Section)	67.9 (L800)
Race State	Finished



Thomas Farms Rc Murray Bridge-
Professional-2025-12-20

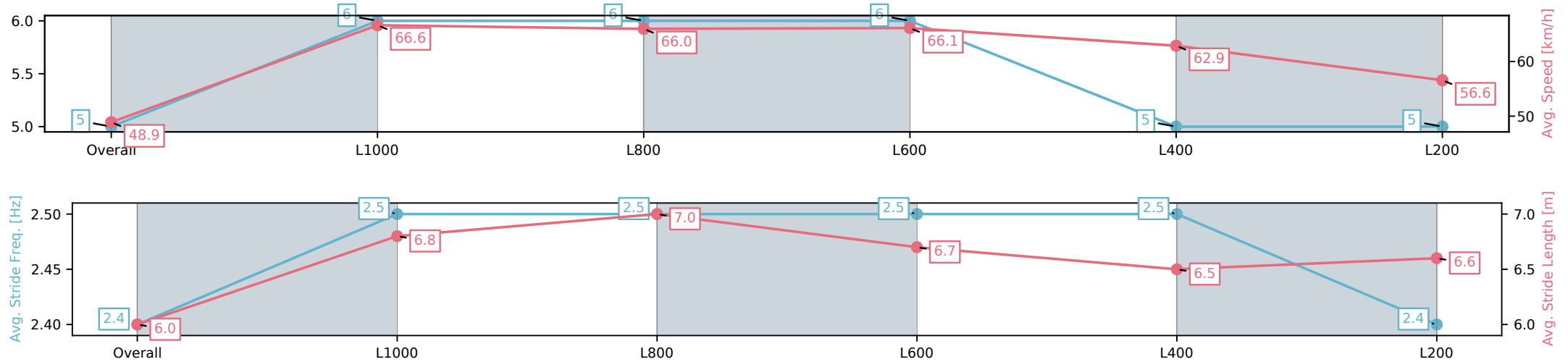
Race 2: Pfeiffer Kitchens & Cabinets Handicap - 1200m

20 December 2025 - 1:07PM

Track Rating: Good 4, Weather: Overcast, Rail Position: +3m
900m-400m, True Remainder



Section	Overall	L1000	L800	L600	L400	L200
Section Times	1:11.92[5] (0:14.72)	0:57.20[6] (0:10.80)	0:46.40[6] (0:11.09)	0:35.31[6] (0:11.16)	0:24.15[5] (0:11.43)	0:12.72[5] (0:12.72)
Average Speed [km/h]	48.9	66.6	66.0	66.1	62.9	56.6
Top Speed [km/h]	64.8	67.1	67.2	67.9	65.4	60.2
Avg. Dist. to Rail [m]	3.9	0.7	5.0	5.5	9.4	10.8
Avg. Stride Freq. [Hz]	2.4	2.5	2.5	2.5	2.5	2.4
Avg. Stride Length [m]	6.0	6.8	7.0	6.7	6.5	6.6



[] Ranking at each section and finish
-:-:- No data available at this section
NA No data available

Horse/Jockey Name	CHILLCUZ/Margaret Collett
Finish Rank	6
Fastest Section Time (Section)	0:10.86 (L1000)
Top Speed [km/h] (Section)	66.7 (L1000)
Race State	Finished



Thomas Farms Rc Murray Bridge-
Professional-2025-12-20

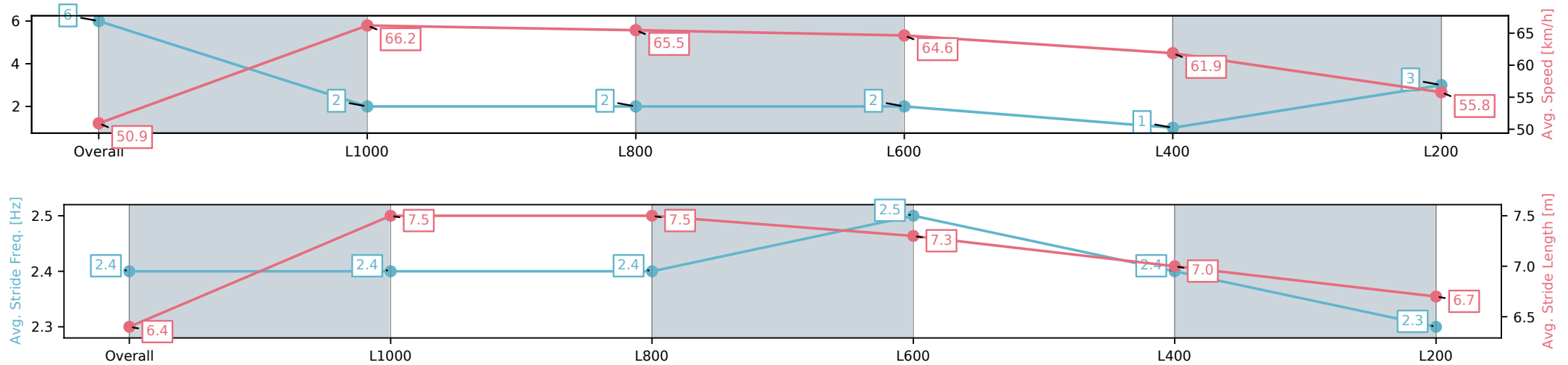
Race 2: Pfeiffer Kitchens & Cabinets Handicap - 1200m

20 December 2025 - 1:07PM

Track Rating: Good 4, Weather: Overcast, Rail Position: +3m
900m-400m, True Remainder



Section	Overall	L1000	L800	L600	L400	L200
Section Times	1:12.06[6] (0:14.20)	0:57.86[2] (0:10.86)	0:47.00[2] (0:11.11)	0:35.89[2] (0:11.35)	0:24.54[1] (0:11.66)	0:12.88[3] (0:12.88)
Average Speed [km/h]	50.9	66.2	65.5	64.6	61.9	55.8
Top Speed [km/h]	66.5	66.6	66.7	65.1	63.9	59.4
Avg. Dist. to Rail [m]	4.1	1.1	3.1	4.4	5.8	6.8
Avg. Stride Freq. [Hz]	2.4	2.4	2.4	2.5	2.4	2.3
Avg. Stride Length [m]	6.4	7.5	7.5	7.3	7.0	6.7



[] Ranking at each section and finish
-:-:- No data available at this section
NA No data available

Horse/Jockey Name	MISS GABBIANO/Teagan Voorham
Finish Rank	7
Fastest Section Time (Section)	0:10.75 (L1000)
Top Speed [km/h] (Section)	68.9 (Overall)
Race State	Finished



Thomas Farms Rc Murray Bridge-
Professional-2025-12-20

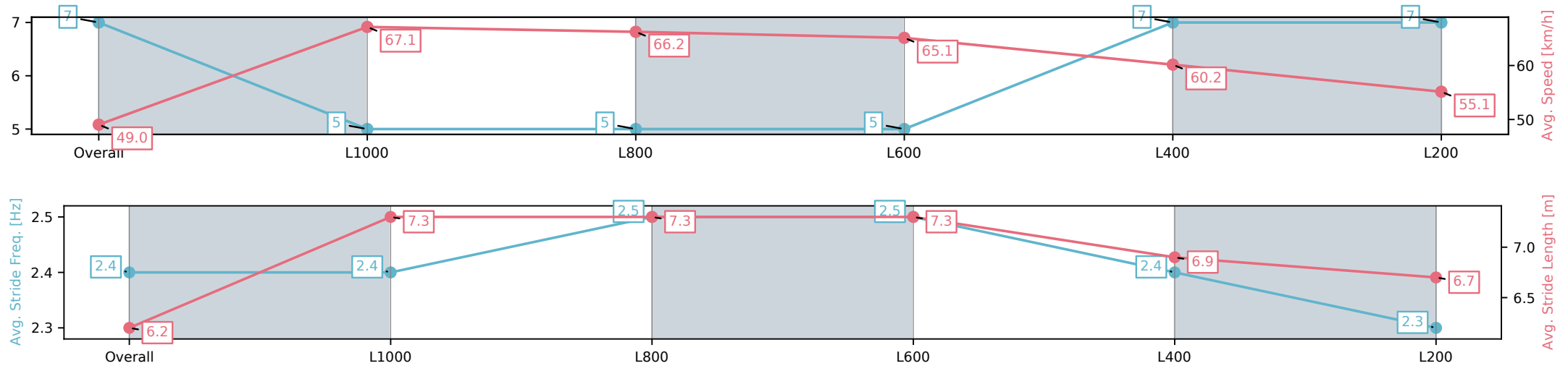
Race 2: Pfeiffer Kitchens & Cabinets Handicap - 1200m

20 December 2025 - 1:07PM

Track Rating: Good 4, Weather: Overcast, Rail Position: +3m
900m-400m, True Remainder



Section	Overall	L1000	L800	L600	L400	L200
Section Times	1:12.93[7] (0:14.67)	0:58.26[5] (0:10.75)	0:47.51[5] (0:11.09)	0:36.42[5] (0:11.39)	0:25.03[7] (0:11.95)	0:13.08[7] (0:13.08)
Average Speed [km/h]	49.0	67.1	66.2	65.1	60.2	55.1
Top Speed [km/h]	65.4	68.9	68.4	66.2	62.4	57.7
Avg. Dist. to Rail [m]	3.2	1.0	5.6	6.9	9.5	8.3
Avg. Stride Freq. [Hz]	2.4	2.4	2.5	2.5	2.4	2.3
Avg. Stride Length [m]	6.2	7.3	7.3	7.3	6.9	6.7



[] Ranking at each section and finish
-:-:- No data available at this section
NA No data available