



RACINGSA

Thomas Farms Rc Murray Bridge-Professional-2025-12-07

Race 3: Sportsbet More Places Four-Years-Old and Over Maiden Plate - 1100m

07 December 2025 - 2:45PM

Track Rating: Good 4, Weather: Fine, Rail Position: True



Murray Bridge
Racing Club

Section

Field Times

Overall

1:04.65

(0:08.25)

L1000

0:56.40

(0:10.93)

L800

0:45.47

(0:10.85)

L600

0:34.61

(0:11.35)

L400

0:23.26

(0:11.33)

L200

0:11.93

(0:11.93)

Position	#	Horse/Jockey	Barrier	Top Speed [km/h]	Fastest Section	First 400m	Overall	L1000	L800	L600	L400	L200	Margin	Distance Travelled From Winner [m]
1	2	JUSTACCLAIM	10	67.9	0:10.89	0:24.67	1:04.65	0:56.31 [3]	0:45.42 [3]	0:34.35 [3]	0:23.00 [3]	0:11.77 [2]	1:04.65	
		Anna Jordsjo		1200-1000	1000-800		(0:08.34)	(0:10.89)	(0:11.07)	(0:11.35)	(0:11.23)	(0:11.77)		
2	3	ON TIK	6	68.7	0:10.81	0:24.53	1:04.92	0:56.67 [2]	0:45.70 [2]	0:34.89 [1]	0:23.54 [1]	0:12.21 [1]	1.7L	-3
		Sophie Logan		1000-800	800-600		(0:08.25)	(0:10.97)	(0:10.81)	(0:11.35)	(0:11.33)	(0:12.21)		
3	8	GERACE	3	68.9	0:10.86	0:24.48	1:05.41	0:57.17 [1]	0:46.23 [1]	0:35.37 [2]	0:23.96 [2]	0:12.45 [3]	4.78L	-4
		Emily Finnegan		1000-800	800-600		(0:08.24)	(0:10.94)	(0:10.86)	(0:11.41)	(0:11.51)	(0:12.45)		
4	6	VANINETTI	9	67.2	0:11.12	0:25.53	1:05.42	0:56.85 [6]	0:45.50 [8]	0:34.18 [9]	0:23.06 [8]	0:11.92 [4]	4.86L	+1
		Brooke King		800-600	600-400		(0:08.56)	(0:11.35)	(0:11.32)	(0:11.12)	(0:11.14)	(0:11.92)		
5	11	ROYOLO	4	67.7	0:10.93	0:24.93	1:05.82	0:57.31 [5]	0:46.21 [4]	0:35.28 [4]	0:23.93 [4]	0:12.31 [5]	7.34L	-2
		Caitlin Tootell		1000-800	800-600		(0:08.51)	(0:11.10)	(0:10.93)	(0:11.35)	(0:11.62)	(0:12.31)		
6	5	THE BIG CHUNK	1	67.7	0:10.89	0:25.13	1:05.82	0:57.18 [7]	0:46.06 [6]	0:35.17 [6]	0:23.73 [5]	0:12.26 [6]	7.37L	+2
		Dylan Caboche		1000-800	800-600		(0:08.64)	(0:11.12)	(0:10.89)	(0:11.44)	(0:11.47)	(0:12.26)		
7	12	STELLA'S CHARM	2	67.2	0:11.17	0:25.35	1:06.38	0:57.60 [10]	0:46.43 [9]	0:35.22 [8]	0:23.92 [10]	0:12.42 [8]	10.89L	-1
		Tala Hutchinson		800-600	1000-800		(0:08.78)	(0:11.17)	(0:11.21)	(0:11.30)	(0:11.50)	(0:12.42)		
8	10	LILLIKINS	8	67.7	0:11.00	0:24.96	1:06.45	0:57.94 [4]	0:46.84 [5]	0:35.84 [5]	0:24.24 [7]	0:12.46 [9]	11.31L	+0
		Lauren Stojakovic		1000-800	800-600		(0:08.51)	(0:11.10)	(0:11.00)	(0:11.60)	(0:11.78)	(0:12.46)		
9	7	ALABAMA BELLE	7	66.6	0:10.98	0:25.72	1:06.70	0:58.05 [8]	0:46.56 [10]	0:35.23 [10]	0:24.25 [9]	0:12.58 [10]	12.93L	-2
		Jade Doyle		800-600	600-400		(0:08.65)	(0:11.49)	(0:11.33)	(0:10.98)	(0:11.67)	(0:12.57)		
10	1	GREAT CITY	5	67.4	0:10.94	0:25.14	1:06.74	0:58.04 [9]	0:46.97 [7]	0:36.03 [7]	0:24.61 [6]	0:12.86 [7]	13.13L	+2
		Todd Pannell		1000-800	800-600		(0:08.70)	(0:11.07)	(0:10.94)	(0:11.42)	(0:11.75)	(0:12.86)		

Scratched: Sir Monica (#4), Illustrates (#9), Tiddy Widdy (#13)

Report Created: Sun 07 December 2025 15:27:40 GMT+11 (Note: Timing is based on positional data)

Page 1/11

[] Position in running at each section and finish
-:-:- No data available at this section
NA No data available
■ Background shading for fastest section

Saddle cloth number
DNF Did not finish
DNT Did not track

data processed by  TRIPLESDATA

Horse/Jockey Name	JUSTACCLAIM/Anna Jordsjo
Finish Rank	1
Fastest Section Time (Section)	0:10.89 (L1000)
Top Speed [km/h] (Section)	67.9 (Overall)
Race State	Finished



Thomas Farms Rc Murray Bridge-
Professional-2025-12-07

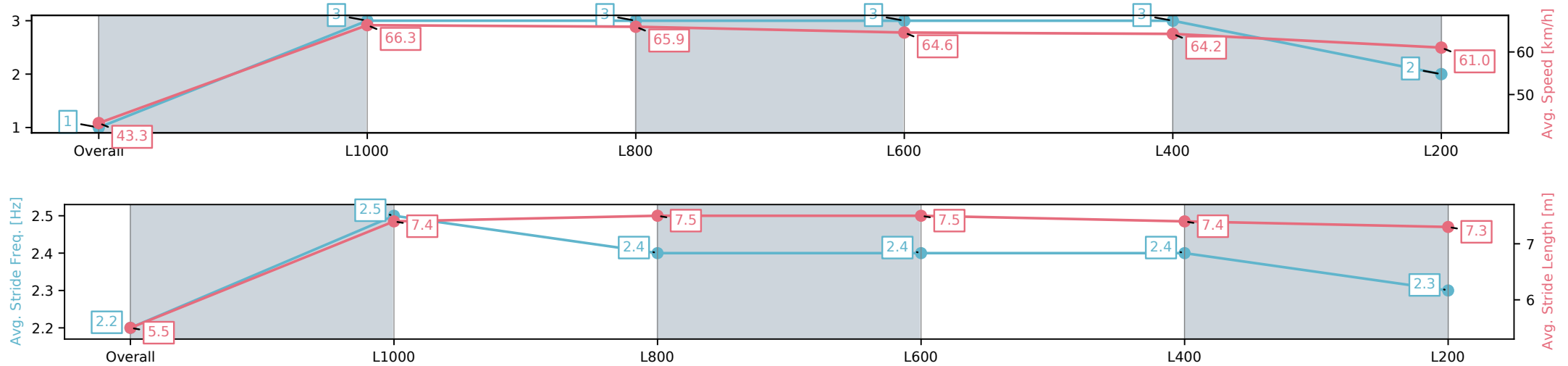
Race 3: Sportsbet More Places Four-Years-Old and Over
Maiden Plate - 1100m



07 December 2025 - 2:45PM

Track Rating: Good 4, Weather: Fine, Rail Position: True

Section	Overall	L1000	L800	L600	L400	L200
Section Times	1:04.65[1] (0:08.34)	0:56.31[3] (0:10.89)	0:45.42[3] (0:11.07)	0:34.35[3] (0:11.35)	0:23.00[3] (0:11.23)	0:11.77[2] (0:11.77)
Average Speed [km/h]	43.3	66.3	65.9	64.6	64.2	61.0
Top Speed [km/h]	62.0	67.9	67.4	66.5	65.9	65.2
Avg. Dist. to Rail [m]	10.0	5.1	5.6	3.7	6.1	8.0
Avg. Stride Freq. [Hz]	2.2	2.5	2.4	2.4	2.4	2.3
Avg. Stride Length [m]	5.5	7.4	7.5	7.5	7.4	7.3



[] Ranking at each section and finish
-:-:- No data available at this section
NA No data available

Horse/Jockey Name	ON TIK/Sophie Logan
Finish Rank	2
Fastest Section Time (Section)	0:10.81 (L800)
Top Speed [km/h] (Section)	68.7 (L1000)
Race State	Finished



Thomas Farms Rc Murray Bridge-
Professional-2025-12-07

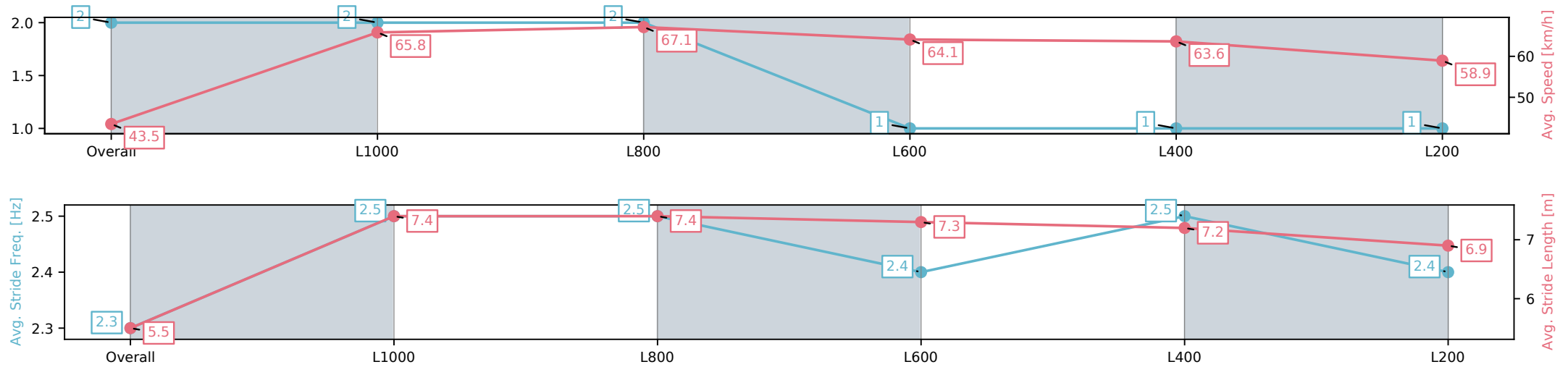
Race 3: Sportsbet More Places Four-Years-Old and Over
Maiden Plate - 1100m



07 December 2025 - 2:45PM

Track Rating: Good 4, Weather: Fine, Rail Position: True

Section	Overall	L1000	L800	L600	L400	L200
Section Times	1:04.92[2] (0:08.25)	0:56.67[2] (0:10.97)	0:45.70[2] (0:10.81)	0:34.89[1] (0:11.35)	0:23.54[1] (0:11.33)	0:12.21[1] (0:12.21)
Average Speed [km/h]	43.5	65.8	67.1	64.1	63.6	58.9
Top Speed [km/h]	60.9	68.5	68.7	65.4	66.1	63.2
Avg. Dist. to Rail [m]	5.2	2.0	3.7	2.5	4.8	6.5
Avg. Stride Freq. [Hz]	2.3	2.5	2.5	2.4	2.5	2.4
Avg. Stride Length [m]	5.5	7.4	7.4	7.3	7.2	6.9



[] Ranking at each section and finish
-:-:- No data available at this section
NA No data available

Horse/Jockey Name	GERACE/Emily Finnegan
Finish Rank	3
Fastest Section Time (Section)	0:10.86 (L800)
Top Speed [km/h] (Section)	68.9 (L1000)
Race State	Finished



Thomas Farms Rc Murray Bridge-
Professional-2025-12-07

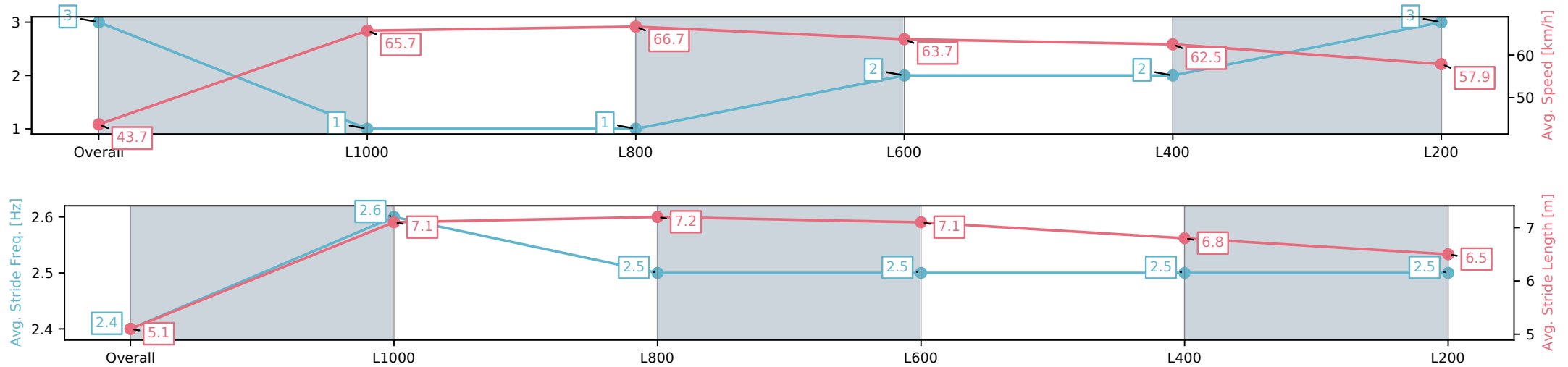
Race 3: Sportsbet More Places Four-Years-Old and Over
Maiden Plate - 1100m



07 December 2025 - 2:45PM

Track Rating: Good 4, Weather: Fine, Rail Position: True

Section	Overall	L1000	L800	L600	L400	L200
Section Times	1:05.41[3] (0:08.24)	0:57.17[1] (0:10.94)	0:46.23[1] (0:10.86)	0:35.37[2] (0:11.41)	0:23.96[2] (0:11.51)	0:12.45[3] (0:12.45)
Average Speed [km/h]	43.7	65.7	66.7	63.7	62.5	57.9
Top Speed [km/h]	62.4	67.8	68.9	64.2	63.6	61.3
Avg. Dist. to Rail [m]	2.1	0.5	2.7	2.6	4.2	4.8
Avg. Stride Freq. [Hz]	2.4	2.6	2.5	2.5	2.5	2.5
Avg. Stride Length [m]	5.1	7.1	7.2	7.1	6.8	6.5



[] Ranking at each section and finish
-:-:- No data available at this section
NA No data available

Horse/Jockey Name	VANINETTI/Brooke King
Finish Rank	4
Fastest Section Time (Section)	0:11.12 (L600)
Top Speed [km/h] (Section)	67.2 (L800)
Race State	Finished



Thomas Farms Rc Murray Bridge-
Professional-2025-12-07

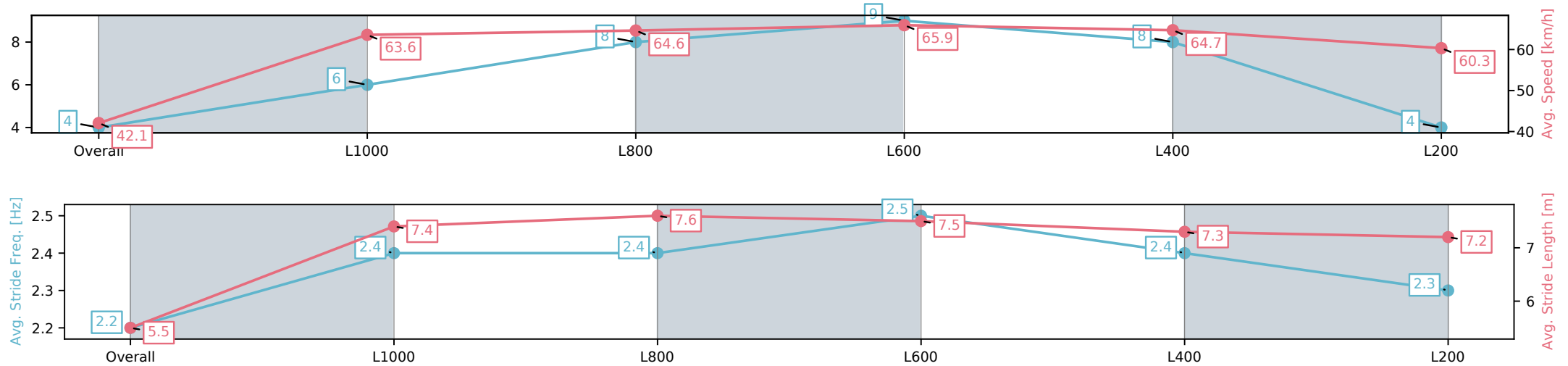
Race 3: Sportsbet More Places Four-Years-Old and Over
Maiden Plate - 1100m



07 December 2025 - 2:45PM

Track Rating: Good 4, Weather: Fine, Rail Position: True

Section	Overall	L1000	L800	L600	L400	L200
Section Times	1:05.42[4] (0:08.56)	0:56.85[6] (0:11.35)	0:45.50[8] (0:11.32)	0:34.18[9] (0:11.12)	0:23.06[8] (0:11.14)	0:11.92[4] (0:11.92)
Average Speed [km/h]	42.1	63.6	64.6	65.9	64.7	60.3
Top Speed [km/h]	60.7	65.8	66.3	67.2	65.4	64.2
Avg. Dist. to Rail [m]	9.3	4.7	5.7	4.7	9.5	9.0
Avg. Stride Freq. [Hz]	2.2	2.4	2.4	2.5	2.4	2.3
Avg. Stride Length [m]	5.5	7.4	7.6	7.5	7.3	7.2



[] Ranking at each section and finish
-:-:- No data available at this section
NA No data available

Horse/Jockey Name	ROYOLO/Caitlin Tootell
Finish Rank	5
Fastest Section Time (Section)	0:10.93 (L800)
Top Speed [km/h] (Section)	67.7 (L1000)
Race State	Finished



Thomas Farms Rc Murray Bridge-
Professional-2025-12-07

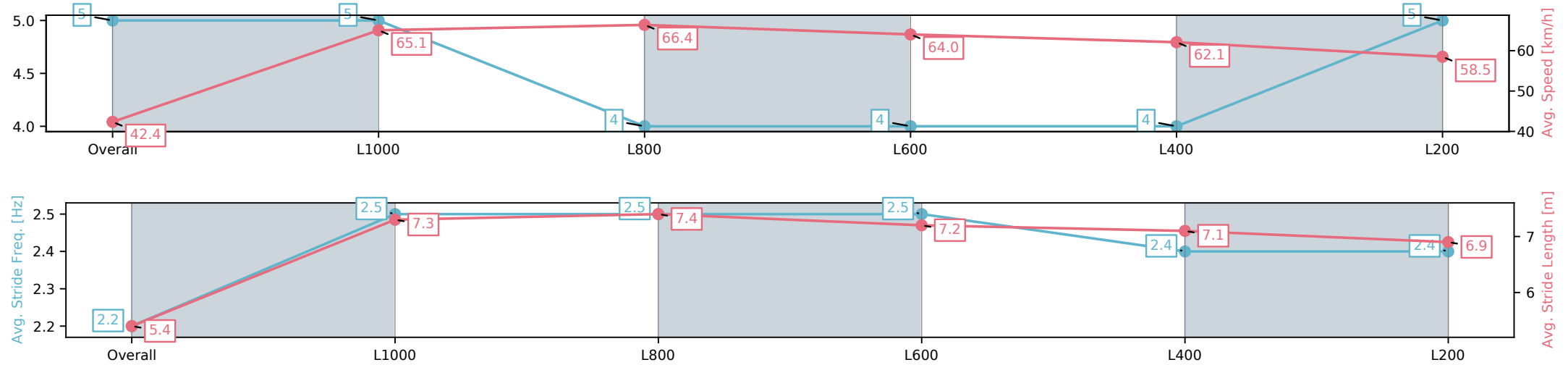
Race 3: Sportsbet More Places Four-Years-Old and Over
Maiden Plate - 1100m



07 December 2025 - 2:45PM

Track Rating: Good 4, Weather: Fine, Rail Position: True

Section	Overall	L1000	L800	L600	L400	L200
Section Times	1:05.82[5] (0:08.51)	0:57.31[5] (0:11.10)	0:46.21[4] (0:10.93)	0:35.28[4] (0:11.35)	0:23.93[4] (0:11.62)	0:12.31[5] (0:12.31)
Average Speed [km/h]	42.4	65.1	66.4	64.0	62.1	58.5
Top Speed [km/h]	60.5	67.0	67.7	65.4	63.4	60.8
Avg. Dist. to Rail [m]	3.9	1.8	3.9	2.3	2.5	4.2
Avg. Stride Freq. [Hz]	2.2	2.5	2.5	2.5	2.4	2.4
Avg. Stride Length [m]	5.4	7.3	7.4	7.2	7.1	6.9



[] Ranking at each section and finish
-:-:- No data available at this section
NA No data available

Horse/Jockey Name	THE BIG CHUNK/Dylan Caboche
Finish Rank	6
Fastest Section Time (Section)	0:10.89 (L800)
Top Speed [km/h] (Section)	67.7 (L1000)
Race State	Finished



Thomas Farms Rc Murray Bridge-
Professional-2025-12-07

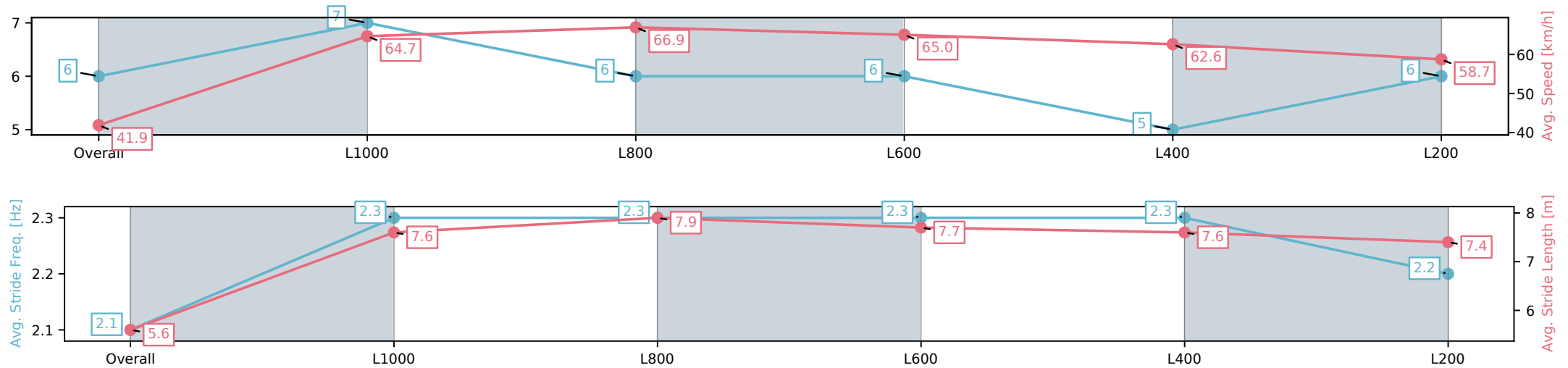
Race 3: Sportsbet More Places Four-Years-Old and Over
Maiden Plate - 1100m

07 December 2025 - 2:45PM

Track Rating: Good 4, Weather: Fine, Rail Position: True



Section	Overall	L1000	L800	L600	L400	L200
Section Times	1:05.82[6] (0:08.64)	0:57.18[7] (0:11.12)	0:46.06[6] (0:10.89)	0:35.17[6] (0:11.44)	0:23.73[5] (0:11.47)	0:12.26[6] (0:12.26)
Average Speed [km/h]	41.9	64.7	66.9	65.0	62.6	58.7
Top Speed [km/h]	60.5	66.5	67.7	66.6	64.3	61.7
Avg. Dist. to Rail [m]	1.9	1.5	4.2	7.3	11.7	10.3
Avg. Stride Freq. [Hz]	2.1	2.3	2.3	2.3	2.3	2.2
Avg. Stride Length [m]	5.6	7.6	7.9	7.7	7.6	7.4



[] Ranking at each section and finish
-:-:- No data available at this section
NA No data available

Horse/Jockey Name	STELLA'S CHARM/Tala Hutchinson
Finish Rank	7
Fastest Section Time (Section)	0:11.17 (L1000)
Top Speed [km/h] (Section)	67.2 (L800)
Race State	Finished



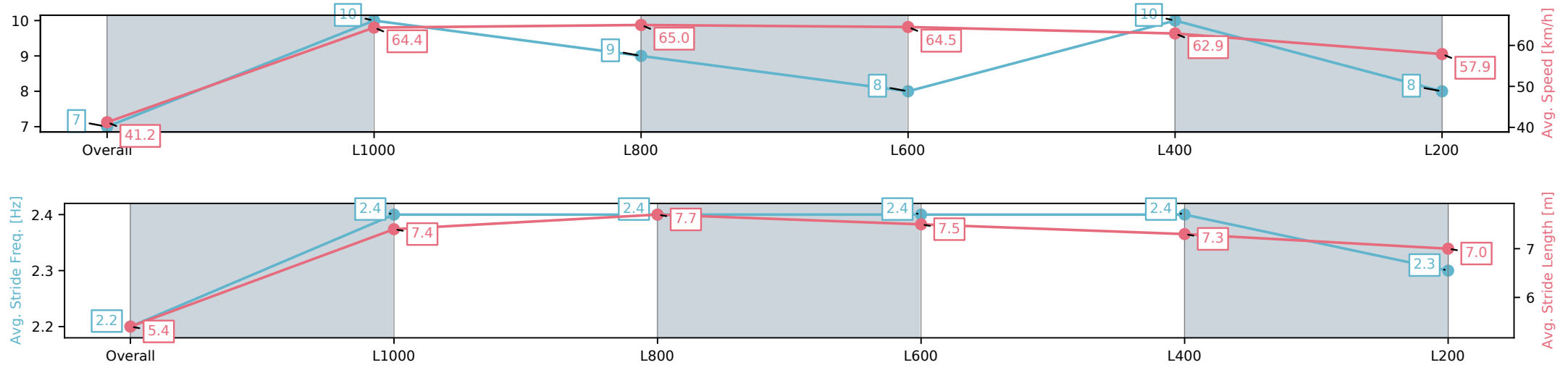
Thomas Farms Rc Murray Bridge-
Professional-2025-12-07

Race 3: Sportsbet More Places Four-Years-Old and Over
Maiden Plate - 1100m



07 December 2025 - 2:45PM
Track Rating: Good 4, Weather: Fine, Rail Position: True

Section	Overall	L1000	L800	L600	L400	L200
Section Times	1:06.38[7] (0:08.78)	0:57.60[10] (0:11.17)	0:46.43[9] (0:11.21)	0:35.22[8] (0:11.30)	0:23.92[10] (0:11.50)	0:12.42[8] (0:12.42)
Average Speed [km/h]	41.2	64.4	65.0	64.5	62.9	57.9
Top Speed [km/h]	59.4	66.9	66.1	67.2	64.3	59.7
Avg. Dist. to Rail [m]	2.4	2.0	4.8	3.0	4.2	5.0
Avg. Stride Freq. [Hz]	2.2	2.4	2.4	2.4	2.4	2.3
Avg. Stride Length [m]	5.4	7.4	7.7	7.5	7.3	7.0



[] Ranking at each section and finish
-:-:- No data available at this section
NA No data available

Horse/Jockey Name	LILLIKINS/Lauren Stojakovic
Finish Rank	8
Fastest Section Time (Section)	0:11.00 (L800)
Top Speed [km/h] (Section)	67.7 (L1000)
Race State	Finished



Thomas Farms Rc Murray Bridge-
Professional-2025-12-07

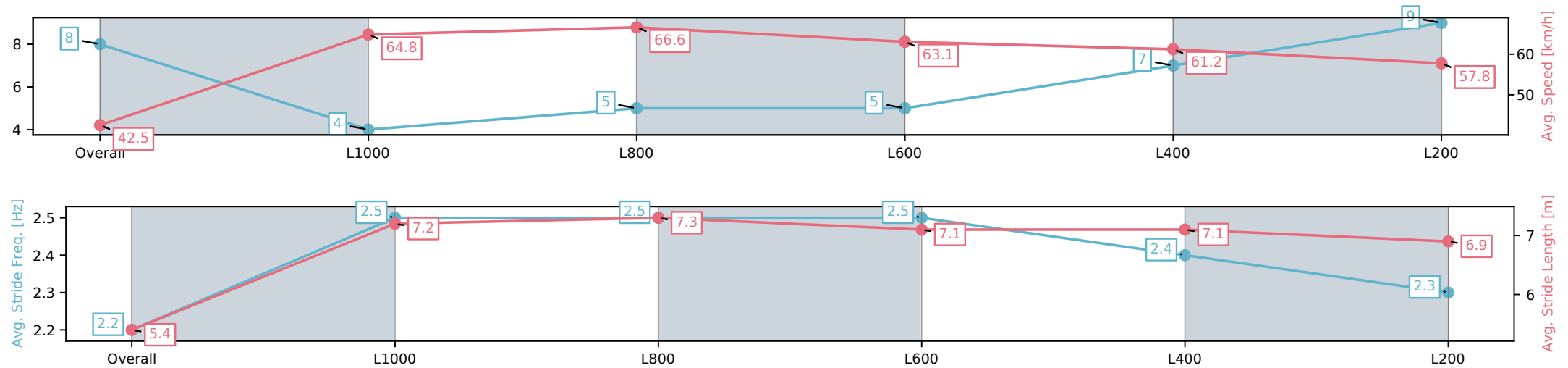
Race 3: Sportsbet More Places Four-Years-Old and Over
Maiden Plate - 1100m

07 December 2025 - 2:45PM

Track Rating: Good 4, Weather: Fine, Rail Position: True



Section	Overall	L1000	L800	L600	L400	L200
Section Times	1:06.45[8] (0:08.51)	0:57.94[4] (0:11.10)	0:46.84[5] (0:11.00)	0:35.84[5] (0:11.60)	0:24.24[7] (0:11.78)	0:12.46[9] (0:12.46)
Average Speed [km/h]	42.5	64.8	66.6	63.1	61.2	57.8
Top Speed [km/h]	62.5	66.4	67.7	64.9	62.4	60.2
Avg. Dist. to Rail [m]	8.6	4.2	5.1	4.5	7.7	7.8
Avg. Stride Freq. [Hz]	2.2	2.5	2.5	2.5	2.4	2.3
Avg. Stride Length [m]	5.4	7.2	7.3	7.1	7.1	6.9



[] Ranking at each section and finish
-:-:- No data available at this section
NA No data available

Horse/Jockey Name	ALABAMA BELLE/Jade Doyle
Finish Rank	9
Fastest Section Time (Section)	0:10.98 (L600)
Top Speed [km/h] (Section)	66.6 (L800)
Race State	Finished



Thomas Farms Rc Murray Bridge-
Professional-2025-12-07

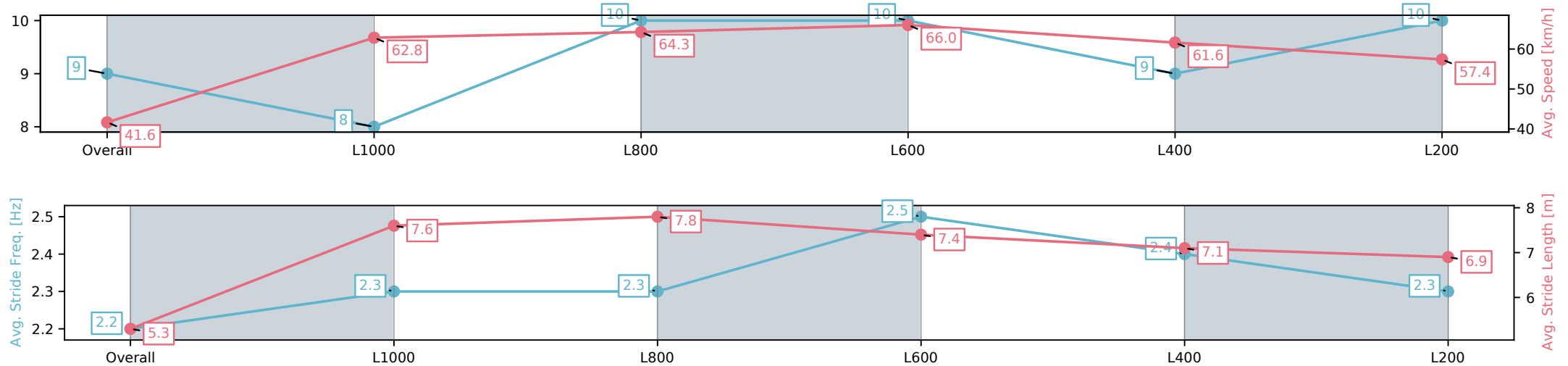
Race 3: Sportsbet More Places Four-Years-Old and Over
Maiden Plate - 1100m



07 December 2025 - 2:45PM

Track Rating: Good 4, Weather: Fine, Rail Position: True

Section	Overall	L1000	L800	L600	L400	L200
Section Times	1:06.70[9] (0:08.65)	0:58.05[8] (0:11.49)	0:46.56[10] (0:11.33)	0:35.23[10] (0:10.98)	0:24.25[9] (0:11.67)	0:12.58[10] (0:12.57)
Average Speed [km/h]	41.6	62.8	64.3	66.0	61.6	57.4
Top Speed [km/h]	60.3	64.3	65.4	66.6	65.4	60.5
Avg. Dist. to Rail [m]	7.4	4.4	5.1	1.6	2.2	3.3
Avg. Stride Freq. [Hz]	2.2	2.3	2.3	2.5	2.4	2.3
Avg. Stride Length [m]	5.3	7.6	7.8	7.4	7.1	6.9



[] Ranking at each section and finish
-:-:- No data available at this section
NA No data available

Horse/Jockey Name	GREAT CITY/Todd Pannell
Finish Rank	10
Fastest Section Time (Section)	0:10.94 (L800)
Top Speed [km/h] (Section)	67.4 (L1000)
Race State	Finished



Thomas Farms Rc Murray Bridge-
Professional-2025-12-07

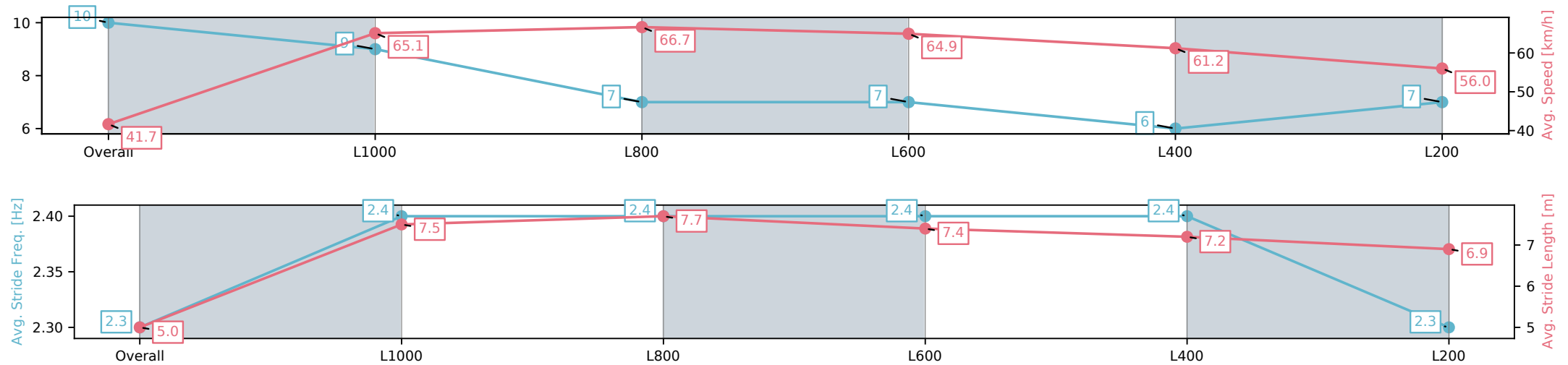
Race 3: Sportsbet More Places Four-Years-Old and Over
Maiden Plate - 1100m

07 December 2025 - 2:45PM

Track Rating: Good 4, Weather: Fine, Rail Position: True



Section	Overall	L1000	L800	L600	L400	L200
Section Times	1:06.74[10] (0:08.70)	0:58.04[9] (0:11.07)	0:46.97[7] (0:10.94)	0:36.03[7] (0:11.42)	0:24.61[6] (0:11.75)	0:12.86[7] (0:12.86)
Average Speed [km/h]	41.7	65.1	66.7	64.9	61.2	56.0
Top Speed [km/h]	64.2	67.3	67.4	66.2	64.0	59.3
Avg. Dist. to Rail [m]	6.0	3.5	5.6	6.0	8.5	10.2
Avg. Stride Freq. [Hz]	2.3	2.4	2.4	2.4	2.4	2.3
Avg. Stride Length [m]	5.0	7.5	7.7	7.4	7.2	6.9



[] Ranking at each section and finish
-:-:- No data available at this section
NA No data available