



Thomas Farms Rc Murray Bridge-Professional-2025-12-07

Race 2: Fred Vella Tyre & Crash Repair Three-Year-Old Maiden Plate - 900m

07 December 2025 - 2:09PM

Track Rating: Good 4, Weather: Fine, Rail Position: True



Section

Field Times

							Overall	L800	L600	L400	L200			
							0:51.85 (0:07.76)	0:44.09 (0:10.70)	0:33.39 (0:10.76)	0:22.63 (0:10.94)	0:11.69 (0:11.69)			
Position	#	Horse/Jockey	Barrier	Top Speed [km/h]	Fastest Section	First 400m						Margin	Distance Travelled From Winner [m]	
1	6	ACT OF TREACHERY	3	70.4	0:10.75	0:23.88	0:51.85	0:44.09 [1]	0:33.34 [2]	0:22.55 [4]	0:11.69 [1]		0:51.85	
		Sophie Potter		800-600	800-600		(0:07.76)	(0:10.75)	(0:10.79)	(0:10.86)	(0:11.69)			
2	3	NORHEIM	6	71.1	0:10.56	0:23.99	0:51.88	0:43.88 [5]	0:33.31 [4]	0:22.49 [5]	0:11.57 [3]	0.22L	+0	
		Jake Toeroek		1000-800	800-600		(0:08.00)	(0:10.56)	(0:10.82)	(0:10.92)	(0:11.56)			
3	5	STYLISH FLIPPER	2	69.8	0:10.60	0:23.91	0:52.00	0:44.09 [4]	0:33.38 [5]	0:22.78 [1]	0:11.83 [2]	1.09L	-3	
		Alana Livesey		1000-800	600-400		(0:07.91)	(0:10.71)	(0:10.60)	(0:10.95)	(0:11.83)			
4	1	LIKE A DRIFTER	1	69.5	0:10.69	0:24.03	0:52.01	0:44.15 [2]	0:33.46 [3]	0:22.76 [2]	0:11.67 [5]	1.15L	-2	
		Emily Finnegan		800-600	800-600		(0:07.86)	(0:10.69)	(0:10.70)	(0:11.09)	(0:11.67)			
5	8	CAMOOWEAL GIRL	7	69.7	0:10.74	0:24.62	0:52.08	0:43.65 [7]	0:32.85 [7]	0:22.04 [7]	0:11.30 [7]	1.65L	+0	
		Teagan Voorham		800-600	400-200		(0:08.43)	(0:10.80)	(0:10.81)	(0:10.74)	(0:11.30)			
6	7	BASS COAST FLYER	4	68.8	0:10.75	0:24.38	0:52.15	0:44.11 [6]	0:33.36 [6]	0:22.50 [6]	0:11.52 [6]	2.13L	-5	
		Alysha Warren		1000-800	800-600		(0:08.04)	(0:10.75)	(0:10.86)	(0:10.98)	(0:11.52)			
7	2	LYRA STAR	5	71.2	0:10.59	0:23.77	0:52.35	0:44.48 [3]	0:33.89 [1]	0:23.09 [3]	0:12.04 [4]	3.51L	+0	
		Jacob Opperman		1000-800	800-600		(0:07.87)	(0:10.59)	(0:10.80)	(0:11.05)	(0:12.04)			

Scratched: One Whim (#4), Carpe Astra (#9)

Horse/Jockey Name	ACT OF TREACHERY/Sophie Potter
Finish Rank	1
Fastest Section Time (Section)	0:10.75 (L800)
Top Speed [km/h] (Section)	70.4 (L800)
Race State	Finished



Thomas Farms Rc Murray Bridge-
Professional-2025-12-07

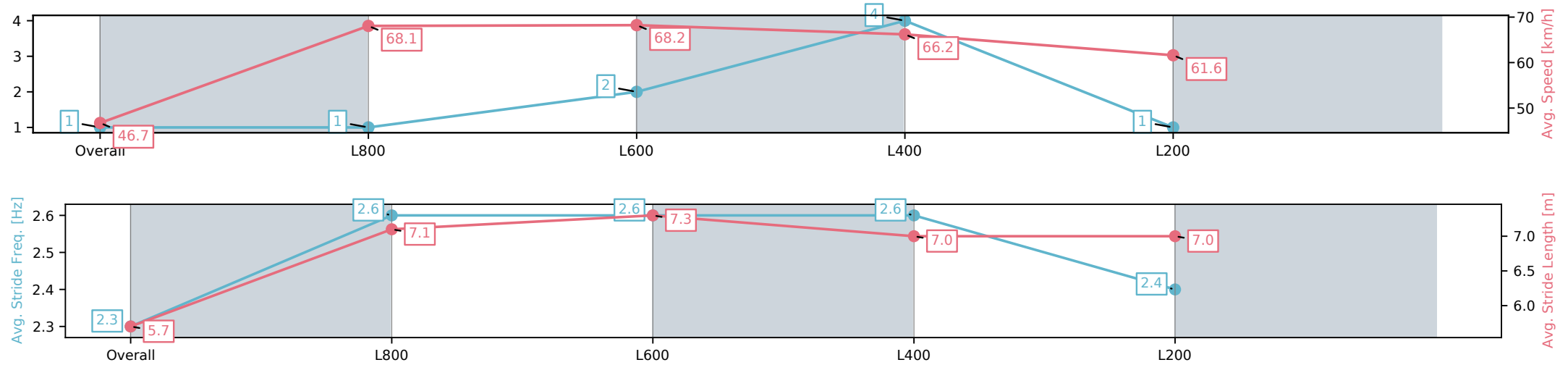
Race 2: Fred Vella Tyre & Crash Repair Three-Year-Old
Maiden Plate - 900m

07 December 2025 - 2:09PM

Track Rating: Good 4, Weather: Fine, Rail Position: True



Section	Overall	L800	L600	L400	L200
Section Times	0:51.85[1] (0:07.76)	0:44.09[1] (0:10.75)	0:33.34[2] (0:10.79)	0:22.55[4] (0:10.86)	0:11.69[1] (0:11.69)
Average Speed [km/h]	46.7	68.1	68.2	66.2	61.6
Top Speed [km/h]	64.1	69.4	70.4	68.7	64.8
Avg. Dist. to Rail [m]	4.7	5.9	4.5	6.2	6.9
Avg. Stride Freq. [Hz]	2.3	2.6	2.6	2.6	2.4
Avg. Stride Length [m]	5.7	7.1	7.3	7.0	7.0



[] Ranking at each section and finish
-:-:- No data available at this section
NA No data available

Horse/Jockey Name	NORHEIM/Jake Toeroek
Finish Rank	2
Fastest Section Time (Section)	0:10.56 (L800)
Top Speed [km/h] (Section)	71.1 (Overall)
Race State	Finished



Thomas Farms Rc Murray Bridge-
Professional-2025-12-07

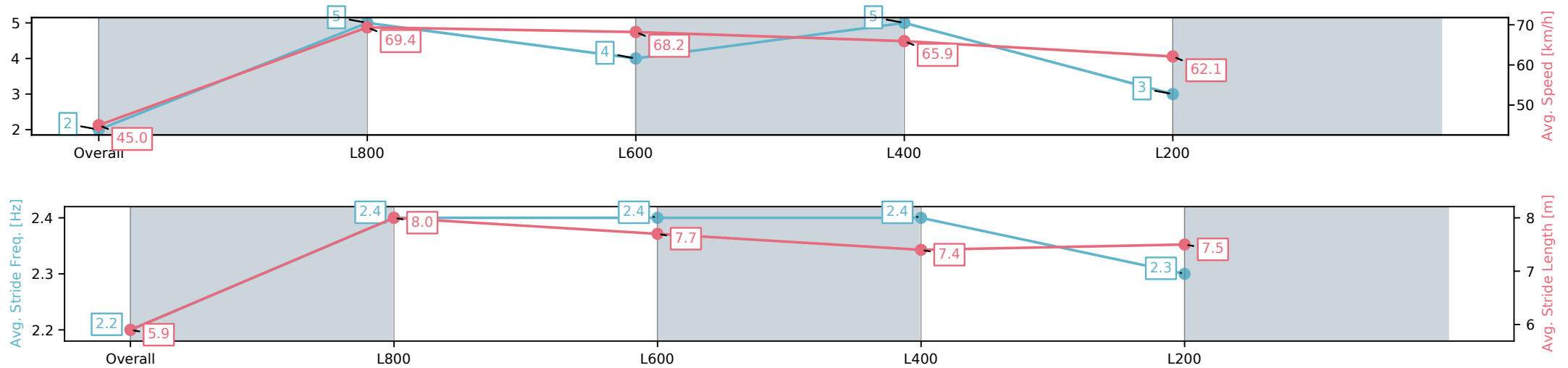
Race 2: Fred Vella Tyre & Crash Repair Three-Year-Old
Maiden Plate - 900m

07 December 2025 - 2:09PM

Track Rating: Good 4, Weather: Fine, Rail Position: True



Section	Overall	L800	L600	L400	L200
Section Times	0:51.88[2] (0:08.00)	0:43.88[5] (0:10.56)	0:33.31[4] (0:10.82)	0:22.49[5] (0:10.92)	0:11.57[3] (0:11.56)
Average Speed [km/h]	45.0	69.4	68.2	65.9	62.1
Top Speed [km/h]	64.9	71.1	70.7	67.5	65.1
Avg. Dist. to Rail [m]	7.3	6.3	5.9	9.3	9.9
Avg. Stride Freq. [Hz]	2.2	2.4	2.4	2.4	2.3
Avg. Stride Length [m]	5.9	8.0	7.7	7.4	7.5



[] Ranking at each section and finish
-:-:- No data available at this section
NA No data available

Horse/Jockey Name	STYLISH FLIPPER/Alana Livesey
Finish Rank	3
Fastest Section Time (Section)	0:10.60 (L600)
Top Speed [km/h] (Section)	69.8 (Overall)
Race State	Finished



Thomas Farms Rc Murray Bridge-
Professional-2025-12-07

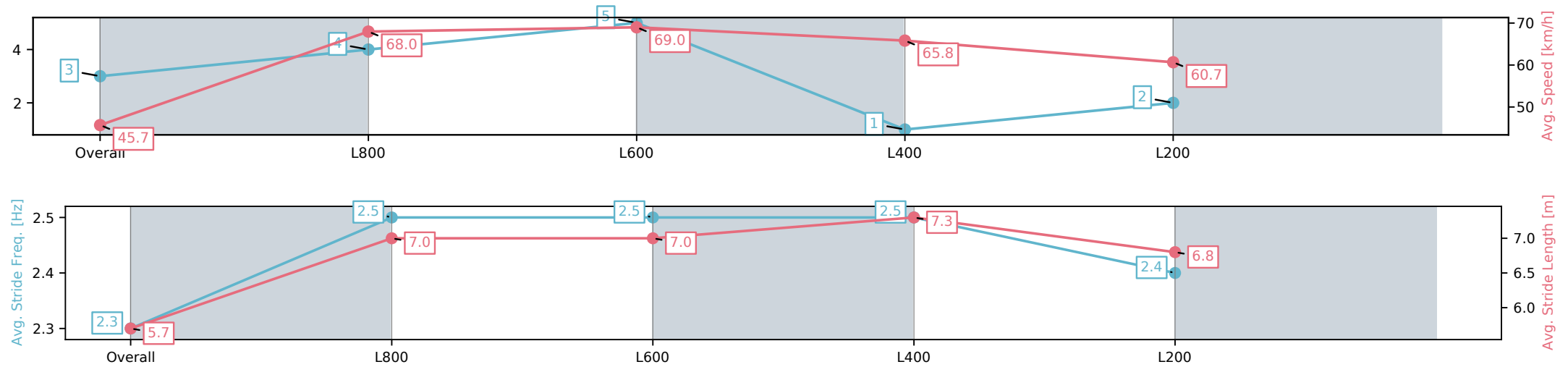
Race 2: Fred Vella Tyre & Crash Repair Three-Year-Old
Maiden Plate - 900m

07 December 2025 - 2:09PM

Track Rating: Good 4, Weather: Fine, Rail Position: True



Section	Overall	L800	L600	L400	L200
Section Times	0:52.00[3] (0:07.91)	0:44.09[4] (0:10.71)	0:33.38[5] (0:10.60)	0:22.78[1] (0:10.95)	0:11.83[2] (0:11.83)
Average Speed [km/h]	45.7	68.0	69.0	65.8	60.7
Top Speed [km/h]	63.5	69.8	69.7	68.0	63.6
Avg. Dist. to Rail [m]	3.1	4.3	3.5	5.1	6.8
Avg. Stride Freq. [Hz]	2.3	2.5	2.5	2.5	2.4
Avg. Stride Length [m]	5.7	7.0	7.0	7.3	6.8



[] Ranking at each section and finish
-:-:- No data available at this section
NA No data available

Horse/Jockey Name	LIKE A DRIFTER/Emily Finnegan
Finish Rank	4
Fastest Section Time (Section)	0:10.69 (L800)
Top Speed [km/h] (Section)	69.5 (L800)
Race State	Finished



Thomas Farms Rc Murray Bridge-
Professional-2025-12-07

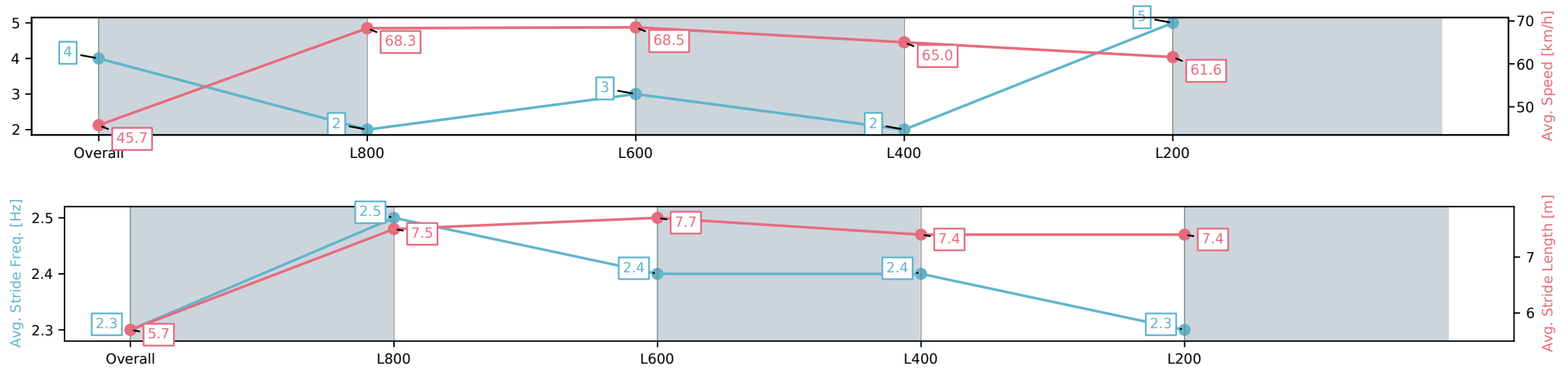
Race 2: Fred Vella Tyre & Crash Repair Three-Year-Old
Maiden Plate - 900m

07 December 2025 - 2:09PM

Track Rating: Good 4, Weather: Fine, Rail Position: True



Section	Overall	L800	L600	L400	L200
Section Times	0:52.01[4] (0:07.86)	0:44.15[2] (0:10.69)	0:33.46[3] (0:10.70)	0:22.76[2] (0:11.09)	0:11.67[5] (0:11.67)
Average Speed [km/h]	45.7	68.3	68.5	65.0	61.6
Top Speed [km/h]	63.8	68.9	69.5	67.0	64.7
Avg. Dist. to Rail [m]	2.1	3.8	4.4	5.3	5.4
Avg. Stride Freq. [Hz]	2.3	2.5	2.4	2.4	2.3
Avg. Stride Length [m]	5.7	7.5	7.7	7.4	7.4



[] Ranking at each section and finish
-:-:- No data available at this section
NA No data available

Horse/Jockey Name	CAMOOWEAL GIRL/Teagan Voorham
Finish Rank	5
Fastest Section Time (Section)	0:10.74 (L400)
Top Speed [km/h] (Section)	69.7 (L800)
Race State	Finished



Thomas Farms Rc Murray Bridge-
Professional-2025-12-07

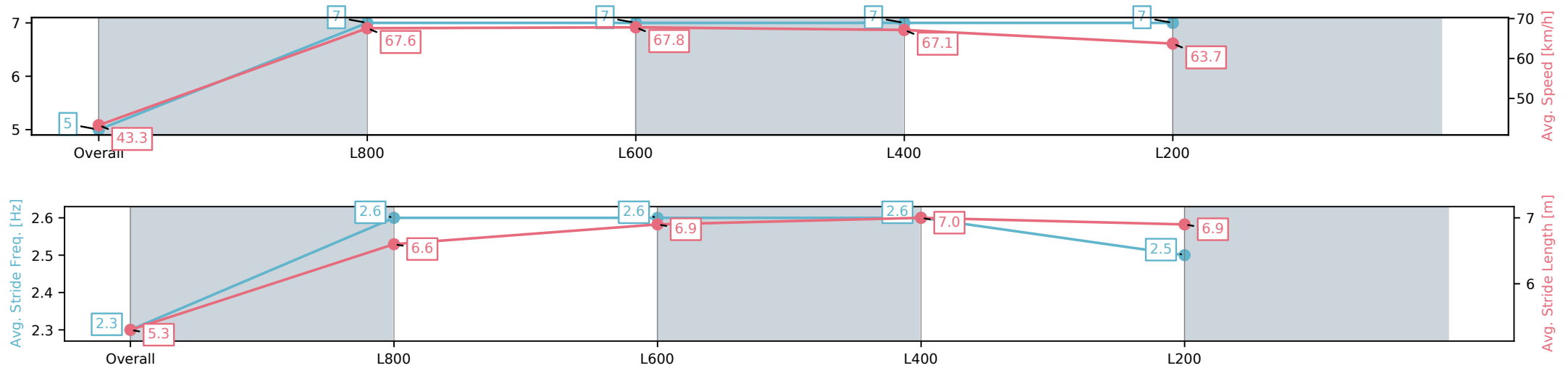
Race 2: Fred Vella Tyre & Crash Repair Three-Year-Old
Maiden Plate - 900m

07 December 2025 - 2:09PM

Track Rating: Good 4, Weather: Fine, Rail Position: True



Section	Overall	L800	L600	L400	L200
Section Times	0:52.08[5] (0:08.43)	0:43.65[7] (0:10.80)	0:32.85[7] (0:10.81)	0:22.04[7] (0:10.74)	0:11.30[7] (0:11.30)
Average Speed [km/h]	43.3	67.6	67.8	67.1	63.7
Top Speed [km/h]	62.1	69.4	69.7	67.8	66.7
Avg. Dist. to Rail [m]	8.1	5.6	4.7	8.4	10.5
Avg. Stride Freq. [Hz]	2.3	2.6	2.6	2.6	2.5
Avg. Stride Length [m]	5.3	6.6	6.9	7.0	6.9



[] Ranking at each section and finish
-:-:- No data available at this section
NA No data available

Horse/Jockey Name	BASS COAST FLYER/Alysha Warren
Finish Rank	6
Fastest Section Time (Section)	0:10.75 (L800)
Top Speed [km/h] (Section)	68.8 (Overall)
Race State	Finished



Thomas Farms Rc Murray Bridge-
Professional-2025-12-07

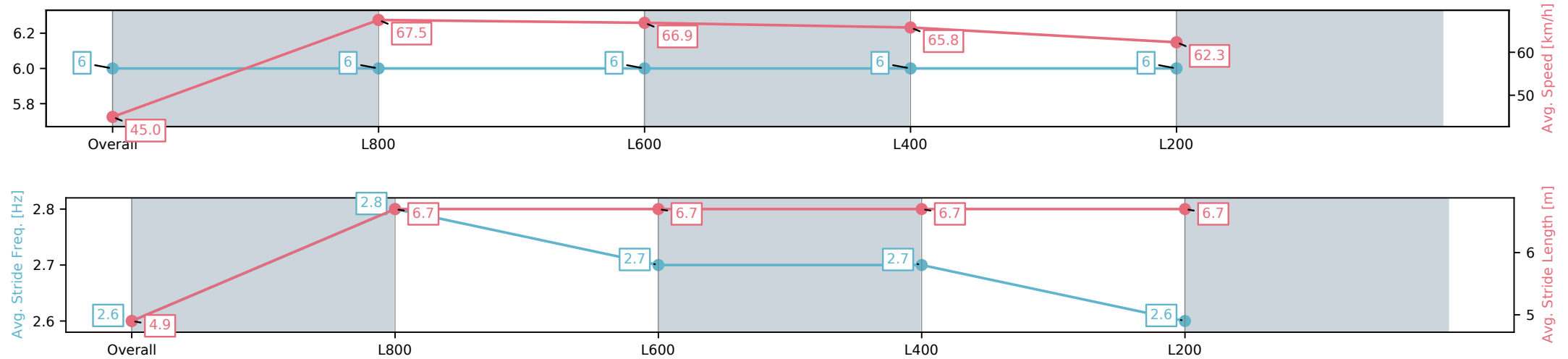
Race 2: Fred Vella Tyre & Crash Repair Three-Year-Old
Maiden Plate - 900m

07 December 2025 - 2:09PM

Track Rating: Good 4, Weather: Fine, Rail Position: True



Section	Overall	L800	L600	L400	L200
Section Times	0:52.15[6] (0:08.04)	0:44.11[6] (0:10.75)	0:33.36[6] (0:10.86)	0:22.50[6] (0:10.98)	0:11.52[6] (0:11.52)
Average Speed [km/h]	45.0	67.5	66.9	65.8	62.3
Top Speed [km/h]	62.7	68.8	67.4	66.9	65.3
Avg. Dist. to Rail [m]	3.5	3.4	2.5	5.9	6.9
Avg. Stride Freq. [Hz]	2.6	2.8	2.7	2.7	2.6
Avg. Stride Length [m]	4.9	6.7	6.7	6.7	6.7



[] Ranking at each section and finish
-:-:- No data available at this section
NA No data available

Horse/Jockey Name	LYRA STAR/Jacob Opperman
Finish Rank	7
Fastest Section Time (Section)	0:10.59 (L800)
Top Speed [km/h] (Section)	71.2 (Overall)
Race State	Finished



Thomas Farms Rc Murray Bridge-
Professional-2025-12-07

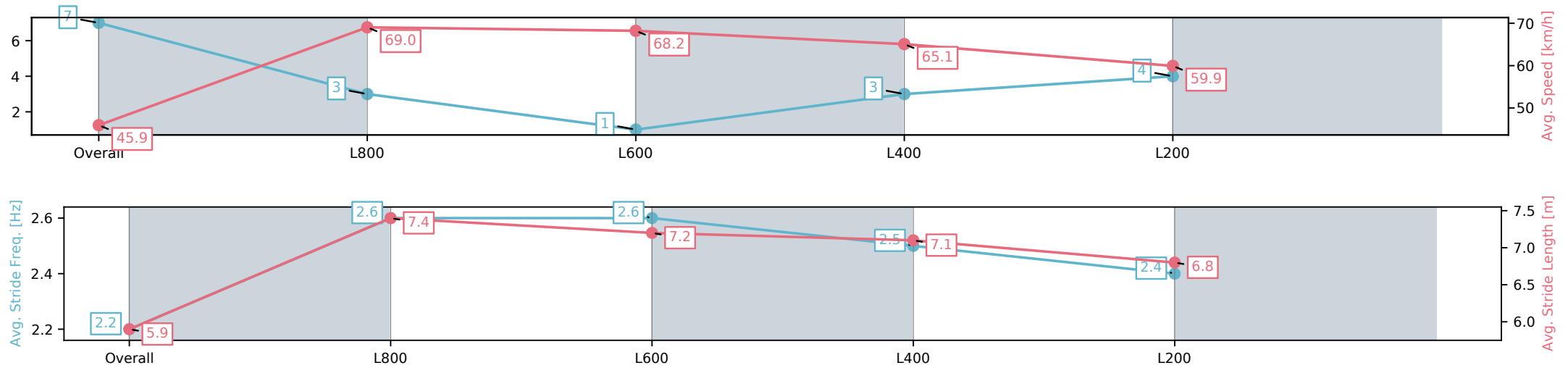
Race 2: Fred Vella Tyre & Crash Repair Three-Year-Old
Maiden Plate - 900m

07 December 2025 - 2:09PM

Track Rating: Good 4, Weather: Fine, Rail Position: True



Section	Overall	L800	L600	L400	L200
Section Times	0:52.35[7] (0:07.87)	0:44.48[3] (0:10.59)	0:33.89[1] (0:10.80)	0:23.09[3] (0:11.05)	0:12.04[4] (0:12.04)
Average Speed [km/h]	45.9	69.0	68.2	65.1	59.9
Top Speed [km/h]	66.3	71.2	70.6	69.4	63.4
Avg. Dist. to Rail [m]	5.4	6.1	5.1	7.7	8.7
Avg. Stride Freq. [Hz]	2.2	2.6	2.6	2.5	2.4
Avg. Stride Length [m]	5.9	7.4	7.2	7.1	6.8



[] Ranking at each section and finish
-:-:- No data available at this section
NA No data available