



Thomas Farms Rc Murray Bridge-Professional-2025-09-17

Race 7: Carlton Draught Benchmark 56 Handicap - 1200m

17 September 2025 - 5:01PM

Track Rating: Good 4, Weather: Overcast, Rail Position: +8m 1200m Chute, +10.5m
Remainder



Section Field Times							Overall	L1000	L800	L600	L400	L200		
							1:12.16 (0:15.11)	0:57.05 (0:11.15)	0:45.90 (0:11.23)	0:34.67 (0:11.38)	0:23.28 (0:11.51)	0:11.78 (0:11.78)		
Position	#	Horse/Jockey	Barrier	Top Speed [km/h]	Fastest Section	First 400m							Margin	Distance Travelled From Winner [m]
1	11	STARTIDE	4	66.7	0:10.94	0:26.84	1:12.16	0:56.59 [11]	0:45.32 [11]	0:33.88 [12]	0:22.50 [10]	0:11.56 [4]	1:12.16	
		Jacob Opperman		600-400	400-200		(0:15.56)	(0:11.27)	(0:11.44)	(0:11.38)	(0:10.94)	(0:11.56)		
2	1	HYPERNOVA	11	66.5	0:11.04	0:26.75	1:12.27	0:56.74 [8]	0:45.52 [10]	0:34.11 [10]	0:22.68 [9]	0:11.64 [5]	0.77L	+3
		Sophie Potter		600-400	400-200		(0:15.53)	(0:11.22)	(0:11.41)	(0:11.43)	(0:11.04)	(0:11.64)		
3	9	PRESS EXPRESS	2	66.4	0:11.12	0:26.73	1:12.53	0:56.99 [9]	0:45.80 [8]	0:34.45 [8]	0:23.00 [7]	0:11.88 [6]	2.53L	-1
		Alana Livesey		600-400	400-200		(0:15.54)	(0:11.19)	(0:11.35)	(0:11.45)	(0:11.12)	(0:11.88)		
4	8	ALOHA BLUE	5	65.5	0:11.18	0:26.52	1:12.54	0:57.20 [6]	0:46.02 [6]	0:34.71 [4]	0:23.35 [4]	0:12.06 [3]	2.59L	-2
		Jason Holder		600-400	1000-800		(0:15.34)	(0:11.18)	(0:11.31)	(0:11.36)	(0:11.28)	(0:12.06)		
5	10	DODD	12	68.0	0:10.96	0:26.25	1:12.57	0:57.28 [4]	0:46.32 [1]	0:35.09 [1]	0:23.71 [1]	0:12.19 [1]	2.78L	-2
		Connor Murtagh		1200-1000	1000-800		(0:15.28)	(0:10.96)	(0:11.23)	(0:11.38)	(0:11.52)	(0:12.19)		
6	6	COSTLESS	3	65.9	0:11.07	0:26.26	1:12.58	0:57.39 [2]	0:46.32 [2]	0:34.99 [2]	0:23.49 [2]	0:12.11 [2]	2.85L	-2
		Stacey Metcalfe		1200-1000	1000-800		(0:15.19)	(0:11.07)	(0:11.33)	(0:11.50)	(0:11.38)	(0:12.11)		
7	4	BOLTED IN	1	65.9	0:11.15	0:26.75	1:12.69	0:57.10 [12]	0:45.94 [9]	0:34.58 [9]	0:23.15 [8]	0:12.00 [8]	3.62L	-2
		Jessica Tzaferis		600-400	400-200		(0:15.59)	(0:11.16)	(0:11.36)	(0:11.43)	(0:11.15)	(0:12.00)		
8	13	TRANTORO	14	67.6	0:10.80	0:27.61	1:12.78	0:56.49 [14]	0:45.17 [14]	0:33.73 [14]	0:22.39 [14]	0:11.59 [14]	4.22L	+1
		Jayden Kerr		600-400	400-200		(0:16.28)	(0:11.32)	(0:11.44)	(0:11.34)	(0:10.80)	(0:11.59)		
9	7	THEBIGSOSSO	6	66.0	0:11.06	0:27.14	1:12.80	0:56.92 [13]	0:45.66 [13]	0:34.29 [13]	0:22.87 [13]	0:11.81 [11]	4.35L	+5
		Ben Price		600-400	400-200		(0:15.88)	(0:11.26)	(0:11.37)	(0:11.42)	(0:11.06)	(0:11.81)		
10	5	ENLIST	10	66.1	0:11.15	0:26.85	1:12.85	0:57.29 [10]	0:46.00 [12]	0:34.64 [11]	0:23.11 [12]	0:11.96 [9]	4.69L	+4
		Anna Jordsjo		600-400	400-200		(0:15.56)	(0:11.28)	(0:11.36)	(0:11.53)	(0:11.15)	(0:11.96)		

Scratched: Gumeracha Cracker (#12), Flying Yank (#14), Nisko Tu (#17), A Thousand Degrees (#18)

Report Created: Wed 17 September 2025 17:43:41 GMT+10 (Note: Timing is based on positional data)

Page 1/16

[] Position in running at each section and finish
-:-:- No data available at this section
NA No data available
Background shading for fastest section

Saddle cloth number
DNF Did not finish
DNT Did not track



Thomas Farms Rc Murray Bridge-Professional-2025-09-17
Race 7: Carlton Draught Benchmark 56 Handicap - 1200m
17 September 2025 - 5:01PM



Track Rating: Good 4, Weather: Overcast, Rail Position: +8m 1200m Chute, +10.5m
Remainder

Section
Field Times

Overall
1:12.16
(0:15.11)

L1000
0:57.05
(0:11.15)

L800
0:45.90
(0:11.23)

L600
0:34.67
(0:11.38)

L400
0:23.28
(0:11.51)

L200
0:11.78
(0:11.78)

Position	#	Horse/Jockey	Barrier	Top Speed [km/h]	Fastest Section	First 400m							Margin	Distance Travelled From Winner [m]
11	2	ARTICULATING	9	65.2	0:11.25	0:26.47	1:13.00	0:57.78 [3]	0:46.53 [5]	0:35.12 [6]	0:23.54 [5]	0:12.09 [10]	5.76L	-1
		Alysha Warren		1200-1000	1000-800		(0:15.22)	(0:11.25)	(0:11.41)	(0:11.57)	(0:11.45)	(0:12.09)		
12	16	OUR GODDESS	8	65.8	0:11.20	0:26.30	1:13.07	0:57.97 [1]	0:46.77 [3]	0:35.38 [3]	0:23.88 [3]	0:12.40 [7]	6.25L	-1
		Kayla Crowther		1200-1000	1000-800		(0:15.10)	(0:11.20)	(0:11.39)	(0:11.50)	(0:11.48)	(0:12.40)		
13	3	SOLAR MIST	7	64.9	0:11.28	0:26.63	1:13.12	0:57.78 [5]	0:46.49 [7]	0:35.04 [7]	0:23.43 [11]	0:12.02 [12]	6.6L	+2
		Matthew Chadwick		1200-1000	1000-800		(0:15.34)	(0:11.28)	(0:11.45)	(0:11.61)	(0:11.41)	(0:12.02)		
14	15	PRINCE KURO	13	65.5	0:11.09	0:26.46	1:13.42	0:58.05 [7]	0:46.96 [4]	0:35.58 [5]	0:23.93 [6]	0:12.31 [13]	8.64L	+2
		Rochelle Milnes		1200-1000	1000-800		(0:15.37)	(0:11.09)	(0:11.38)	(0:11.65)	(0:11.62)	(0:12.31)		

Scratched: Gumeracha Cracker (#12), Flying Yank (#14), Nisko Tu (#17), A Thousand Degrees (#18)

Horse/Jockey Name	STARTIDE/Jacob Opperman
Finish Rank	1
Fastest Section Time (Section)	0:10.94 (L400)
Top Speed [km/h] (Section)	66.7 (L600)
Race State	Finished



Thomas Farms Rc Murray Bridge-
Professional-2025-09-17

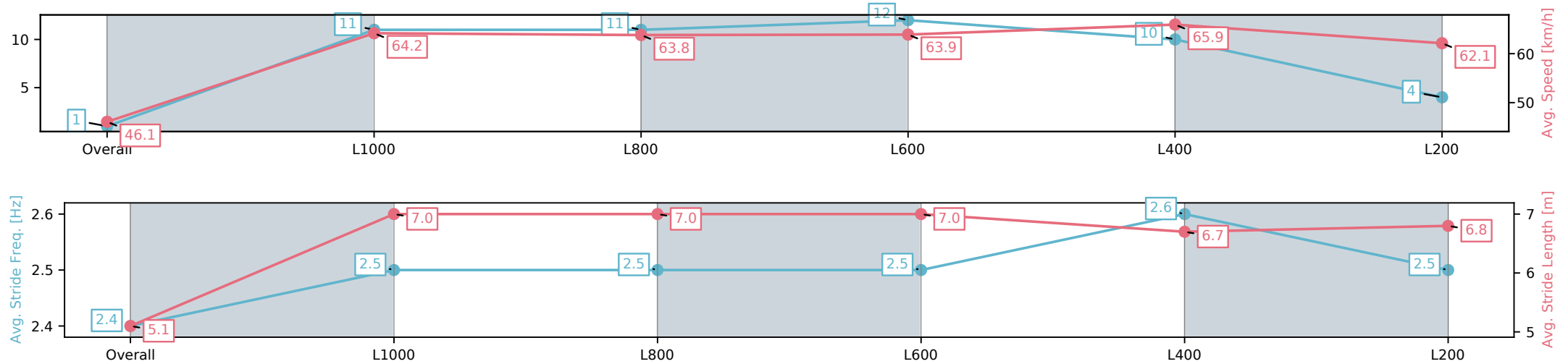
Race 7: Carlton Draught Benchmark 56 Handicap - 1200m

17 September 2025 - 5:01PM

Track Rating: Good 4, Weather: Overcast, Rail Position: +8m 1200m
Chute, +10.5m Remainder



Section	Overall	L1000	L800	L600	L400	L200
Section Times	1:12.16[1] (0:15.56)	0:56.59[11] (0:11.27)	0:45.32[11] (0:11.44)	0:33.88[12] (0:11.38)	0:22.50[10] (0:10.94)	0:11.56[4] (0:11.56)
Average Speed [km/h]	46.1	64.2	63.8	63.9	65.9	62.1
Top Speed [km/h]	64.4	65.2	65.1	65.9	66.7	64.9
Avg. Dist. to Rail [m]	3.9	0.6	4.3	2.9	4.2	3.8
Avg. Stride Freq. [Hz]	2.4	2.5	2.5	2.5	2.6	2.5
Avg. Stride Length [m]	5.1	7.0	7.0	7.0	6.7	6.8



[] Ranking at each section and finish
-:-:- No data available at this section
NA No data available

Horse/Jockey Name	HYPERNOVA/Sophie Potter
Finish Rank	2
Fastest Section Time (Section)	0:11.04 (L400)
Top Speed [km/h] (Section)	66.5 (L600)
Race State	Finished



Thomas Farms Rc Murray Bridge-
Professional-2025-09-17

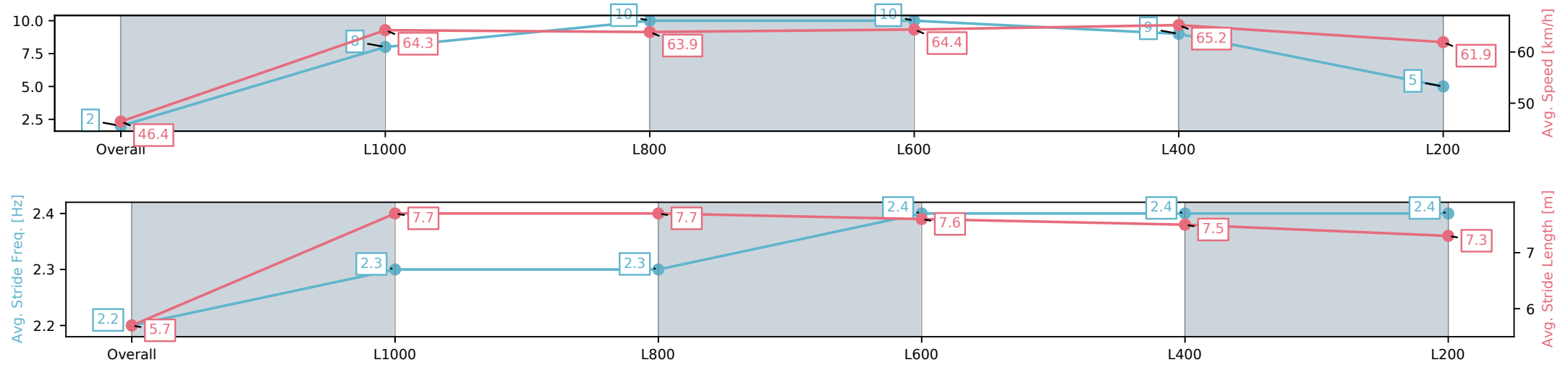
Race 7: Carlton Draught Benchmark 56 Handicap - 1200m

17 September 2025 - 5:01PM

Track Rating: Good 4, Weather: Overcast, Rail Position: +8m 1200m
Chute, +10.5m Remainder



Section	Overall	L1000	L800	L600	L400	L200
Section Times	1:12.27[2] (0:15.53)	0:56.74[8] (0:11.22)	0:45.52[10] (0:11.41)	0:34.11[10] (0:11.43)	0:22.68[9] (0:11.04)	0:11.64[5] (0:11.64)
Average Speed [km/h]	46.4	64.3	63.9	64.4	65.2	61.9
Top Speed [km/h]	64.8	65.1	64.9	66.1	66.5	64.5
Avg. Dist. to Rail [m]	7.1	1.2	4.5	5.6	9.7	9.6
Avg. Stride Freq. [Hz]	2.2	2.3	2.3	2.4	2.4	2.4
Avg. Stride Length [m]	5.7	7.7	7.7	7.6	7.5	7.3



[] Ranking at each section and finish
-:-:- No data available at this section
NA No data available

Horse/Jockey Name	PRESS EXPRESS/Alana Livesey
Finish Rank	3
Fastest Section Time (Section)	0:11.12 (L400)
Top Speed [km/h] (Section)	66.4 (L600)
Race State	Finished



Thomas Farms Rc Murray Bridge-
Professional-2025-09-17

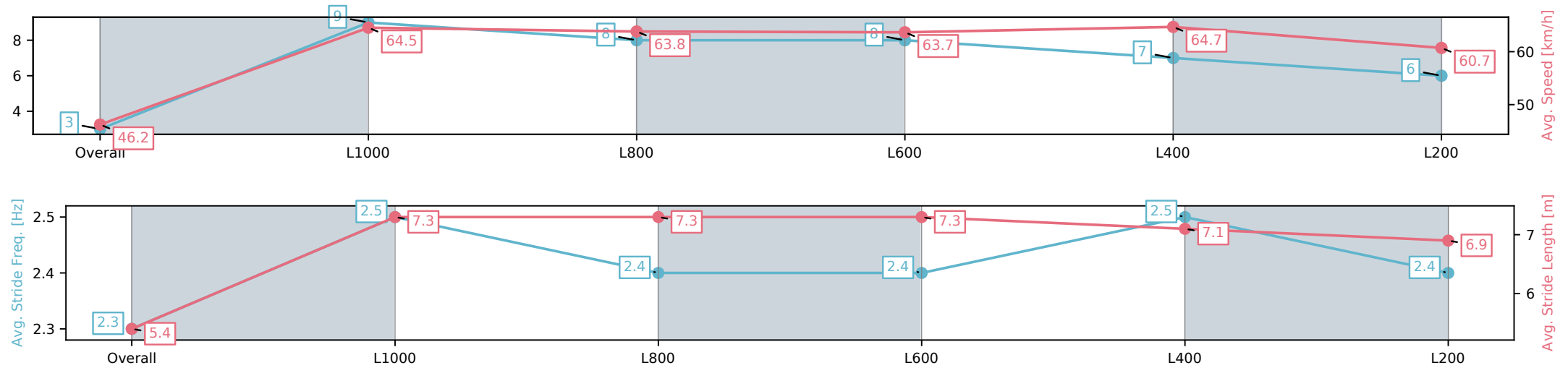
Race 7: Carlton Draught Benchmark 56 Handicap - 1200m

17 September 2025 - 5:01PM

Track Rating: Good 4, Weather: Overcast, Rail Position: +8m 1200m
Chute, +10.5m Remainder



Section	Overall	L1000	L800	L600	L400	L200
Section Times	1:12.53[3] (0:15.54)	0:56.99[9] (0:11.19)	0:45.80[8] (0:11.35)	0:34.45[8] (0:11.45)	0:23.00[7] (0:11.12)	0:11.88[6] (0:11.88)
Average Speed [km/h]	46.2	64.5	63.8	63.7	64.7	60.7
Top Speed [km/h]	64.4	65.1	65.3	66.2	66.4	62.8
Avg. Dist. to Rail [m]	4.0	0.8	2.5	3.0	4.6	3.7
Avg. Stride Freq. [Hz]	2.3	2.5	2.4	2.4	2.5	2.4
Avg. Stride Length [m]	5.4	7.3	7.3	7.3	7.1	6.9



[] Ranking at each section and finish
-:-:- No data available at this section
NA No data available

Horse/Jockey Name	ALOHA BLUE/Jason Holder
Finish Rank	4
Fastest Section Time (Section)	0:11.18 (L1000)
Top Speed [km/h] (Section)	65.5 (L600)
Race State	Finished



Thomas Farms Rc Murray Bridge-
Professional-2025-09-17

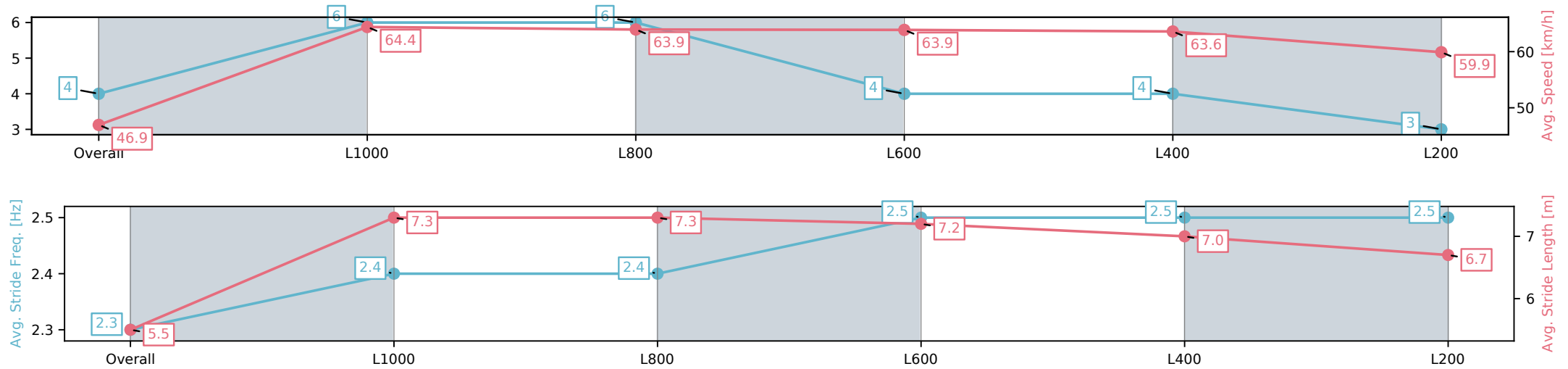
Race 7: Carlton Draught Benchmark 56 Handicap - 1200m

17 September 2025 - 5:01PM

Track Rating: Good 4, Weather: Overcast, Rail Position: +8m 1200m
Chute, +10.5m Remainder



Section	Overall	L1000	L800	L600	L400	L200
Section Times	1:12.54[4] (0:15.34)	0:57.20[6] (0:11.18)	0:46.02[6] (0:11.31)	0:34.71[4] (0:11.36)	0:23.35[4] (0:11.28)	0:12.06[3] (0:12.06)
Average Speed [km/h]	46.9	64.4	63.9	63.9	63.6	59.9
Top Speed [km/h]	64.3	65.0	64.6	65.1	65.5	62.5
Avg. Dist. to Rail [m]	4.5	1.0	1.0	1.9	6.8	8.5
Avg. Stride Freq. [Hz]	2.3	2.4	2.4	2.5	2.5	2.5
Avg. Stride Length [m]	5.5	7.3	7.3	7.2	7.0	6.7



[] Ranking at each section and finish
-:-:- No data available at this section
NA No data available

Horse/Jockey Name	DODD/Connor Murtagh
Finish Rank	5
Fastest Section Time (Section)	0:10.96 (L1000)
Top Speed [km/h] (Section)	68.0 (Overall)
Race State	Finished



Thomas Farms Rc Murray Bridge-
Professional-2025-09-17

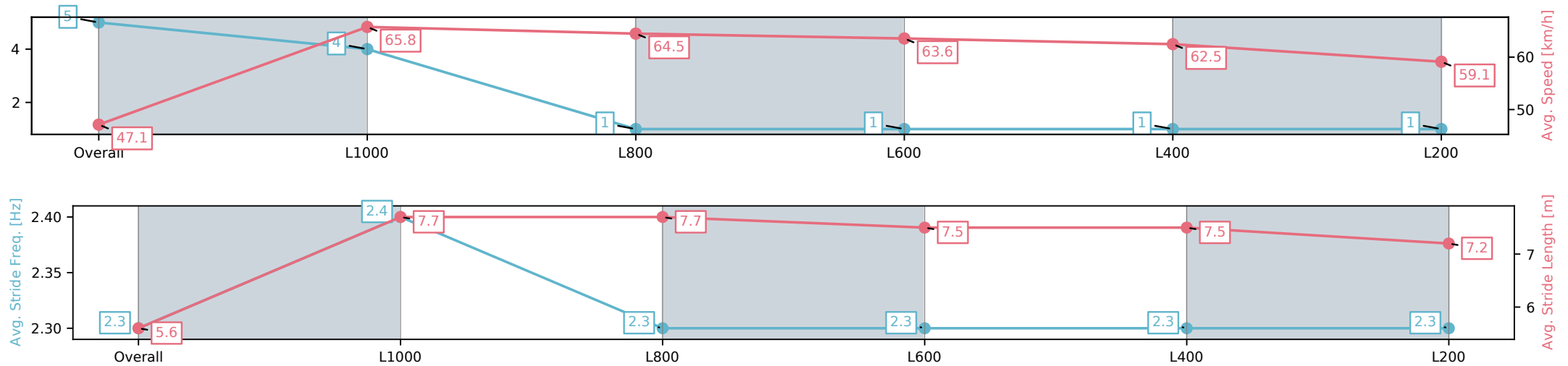
Race 7: Carlton Draught Benchmark 56 Handicap - 1200m

17 September 2025 - 5:01PM

Track Rating: Good 4, Weather: Overcast, Rail Position: +8m 1200m
Chute, +10.5m Remainder



Section	Overall	L1000	L800	L600	L400	L200
Section Times	1:12.57[5] (0:15.28)	0:57.28[4] (0:10.96)	0:46.32[1] (0:11.23)	0:35.09[1] (0:11.38)	0:23.71[1] (0:11.52)	0:12.19[1] (0:12.19)
Average Speed [km/h]	47.1	65.8	64.5	63.6	62.5	59.1
Top Speed [km/h]	66.6	68.0	65.8	65.1	65.4	61.7
Avg. Dist. to Rail [m]	9.4	1.7	2.6	1.5	3.5	6.2
Avg. Stride Freq. [Hz]	2.3	2.4	2.3	2.3	2.3	2.3
Avg. Stride Length [m]	5.6	7.7	7.7	7.5	7.5	7.2



[] Ranking at each section and finish
-:-:- No data available at this section
NA No data available

Horse/Jockey Name	COSTLESS/Stacey Metcalfe
Finish Rank	6
Fastest Section Time (Section)	0:11.07 (L1000)
Top Speed [km/h] (Section)	65.9 (Overall)
Race State	Finished



Thomas Farms Rc Murray Bridge-
Professional-2025-09-17

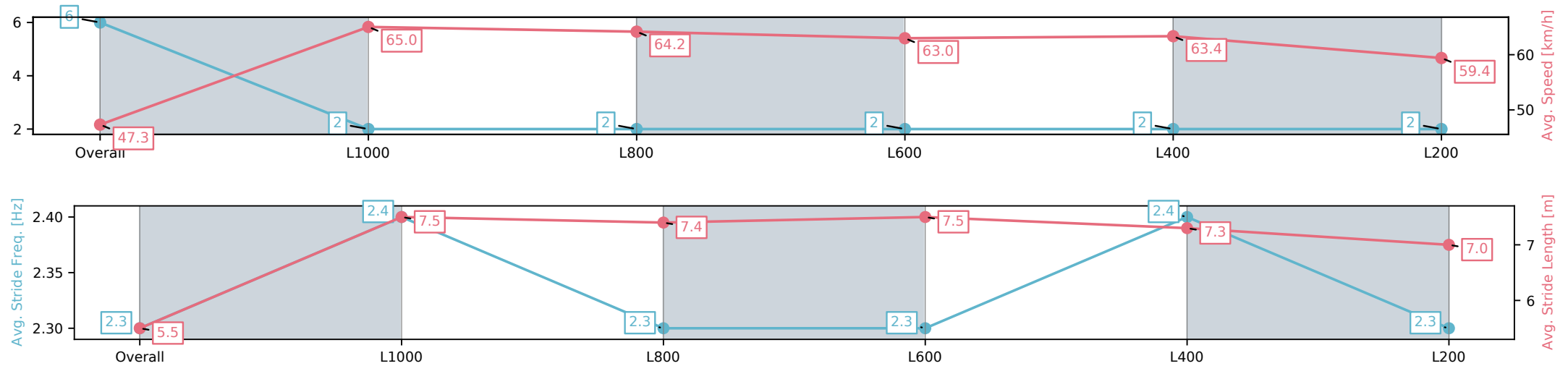
Race 7: Carlton Draught Benchmark 56 Handicap - 1200m

17 September 2025 - 5:01PM

Track Rating: Good 4, Weather: Overcast, Rail Position: +8m 1200m
Chute, +10.5m Remainder



Section	Overall	L1000	L800	L600	L400	L200
Section Times	1:12.58[6] (0:15.19)	0:57.39[2] (0:11.07)	0:46.32[2] (0:11.33)	0:34.99[2] (0:11.50)	0:23.49[2] (0:11.38)	0:12.11[2] (0:12.11)
Average Speed [km/h]	47.3	65.0	64.2	63.0	63.4	59.4
Top Speed [km/h]	65.1	65.9	65.2	64.2	64.2	61.7
Avg. Dist. to Rail [m]	4.0	1.5	2.2	1.9	4.0	4.5
Avg. Stride Freq. [Hz]	2.3	2.4	2.3	2.3	2.4	2.3
Avg. Stride Length [m]	5.5	7.5	7.4	7.5	7.3	7.0



[] Ranking at each section and finish
-:-:- No data available at this section
NA No data available

Horse/Jockey Name	BOLTED IN/Jessica Tzaferis
Finish Rank	7
Fastest Section Time (Section)	0:11.15 (L400)
Top Speed [km/h] (Section)	65.9 (L600)
Race State	Finished



Thomas Farms Rc Murray Bridge-
Professional-2025-09-17

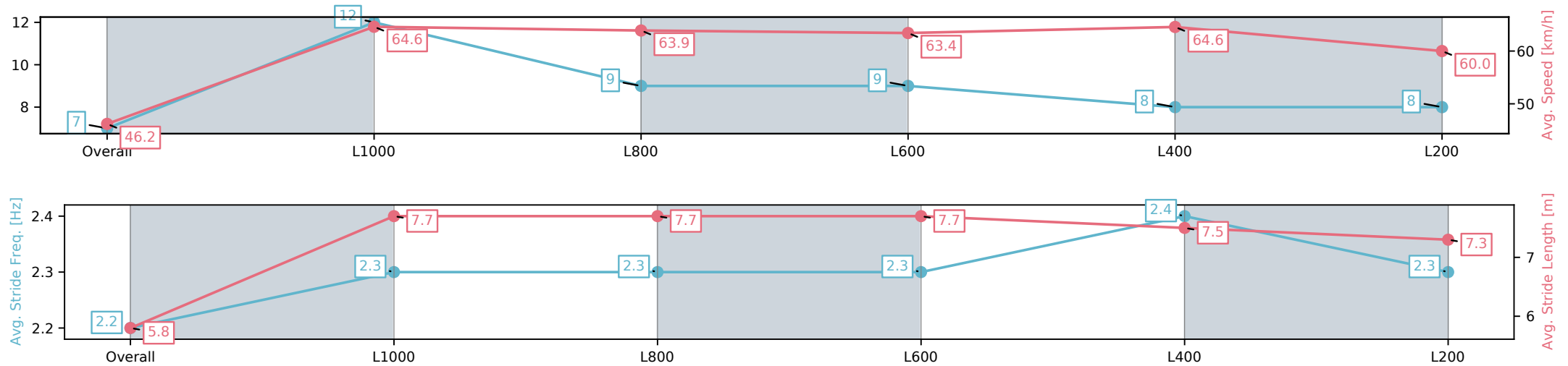
Race 7: Carlton Draught Benchmark 56 Handicap - 1200m

17 September 2025 - 5:01PM

Track Rating: Good 4, Weather: Overcast, Rail Position: +8m 1200m
Chute, +10.5m Remainder



Section	Overall	L1000	L800	L600	L400	L200
Section Times	1:12.69[7] (0:15.59)	0:57.10[12] (0:11.16)	0:45.94[9] (0:11.36)	0:34.58[9] (0:11.43)	0:23.15[8] (0:11.15)	0:12.00[8] (0:12.00)
Average Speed [km/h]	46.2	64.6	63.9	63.4	64.6	60.0
Top Speed [km/h]	64.3	65.1	65.1	65.7	65.9	62.9
Avg. Dist. to Rail [m]	5.0	1.8	2.0	1.9	2.4	2.3
Avg. Stride Freq. [Hz]	2.2	2.3	2.3	2.3	2.4	2.3
Avg. Stride Length [m]	5.8	7.7	7.7	7.7	7.5	7.3



[] Ranking at each section and finish
-:-:- No data available at this section
NA No data available

Horse/Jockey Name	TRANTORO/Jayden Kerr
Finish Rank	8
Fastest Section Time (Section)	0:10.80 (L400)
Top Speed [km/h] (Section)	67.6 (L600)
Race State	Finished



Thomas Farms Rc Murray Bridge-
Professional-2025-09-17

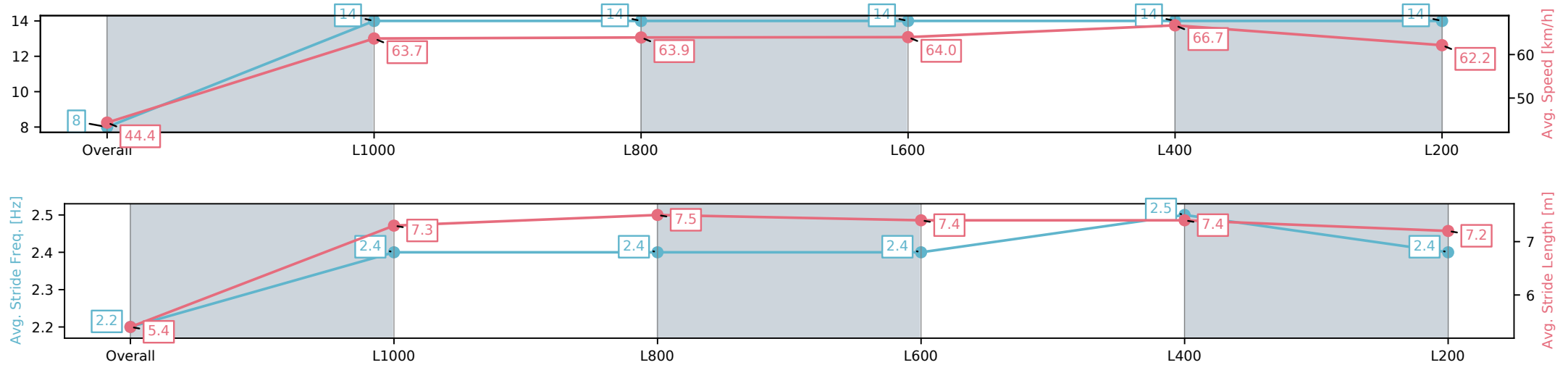
Race 7: Carlton Draught Benchmark 56 Handicap - 1200m

17 September 2025 - 5:01PM

Track Rating: Good 4, Weather: Overcast, Rail Position: +8m 1200m
Chute, +10.5m Remainder



Section	Overall	L1000	L800	L600	L400	L200
Section Times	1:12.78[8] (0:16.28)	0:56.49[14] (0:11.32)	0:45.17[14] (0:11.44)	0:33.73[14] (0:11.34)	0:22.39[14] (0:10.80)	0:11.59[14] (0:11.59)
Average Speed [km/h]	44.4	63.7	63.9	64.0	66.7	62.2
Top Speed [km/h]	64.0	65.6	64.2	67.0	67.6	65.5
Avg. Dist. to Rail [m]	9.4	2.0	4.3	2.8	2.6	3.5
Avg. Stride Freq. [Hz]	2.2	2.4	2.4	2.4	2.5	2.4
Avg. Stride Length [m]	5.4	7.3	7.5	7.4	7.4	7.2



[] Ranking at each section and finish
-:-:- No data available at this section
NA No data available

Horse/Jockey Name	THEBIGSOSSO/Ben Price
Finish Rank	9
Fastest Section Time (Section)	0:11.06 (L400)
Top Speed [km/h] (Section)	66.0 (L600)
Race State	Finished



Thomas Farms Rc Murray Bridge-
Professional-2025-09-17

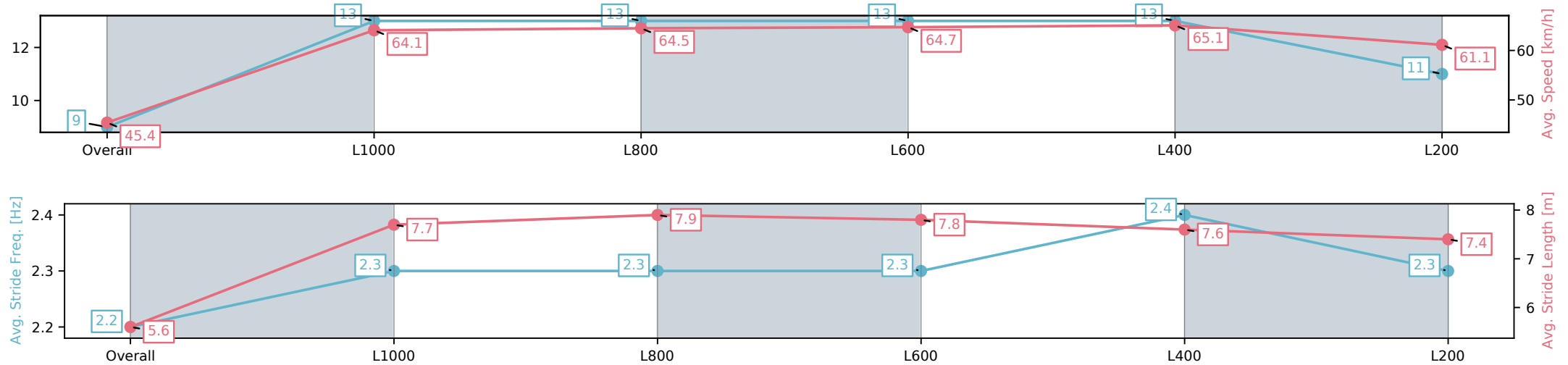
Race 7: Carlton Draught Benchmark 56 Handicap - 1200m

17 September 2025 - 5:01PM

Track Rating: Good 4, Weather: Overcast, Rail Position: +8m 1200m
Chute, +10.5m Remainder



Section	Overall	L1000	L800	L600	L400	L200
Section Times	1:12.80[9] (0:15.88)	0:56.92[13] (0:11.26)	0:45.66[13] (0:11.37)	0:34.29[13] (0:11.42)	0:22.87[13] (0:11.06)	0:11.81[11] (0:11.81)
Average Speed [km/h]	45.4	64.1	64.5	64.7	65.1	61.1
Top Speed [km/h]	62.6	66.0	65.6	65.8	66.0	63.2
Avg. Dist. to Rail [m]	4.8	1.5	5.8	6.8	12.1	13.1
Avg. Stride Freq. [Hz]	2.2	2.3	2.3	2.3	2.4	2.3
Avg. Stride Length [m]	5.6	7.7	7.9	7.8	7.6	7.4



[] Ranking at each section and finish
-:-:- No data available at this section
NA No data available

Horse/Jockey Name	ENLIST/Anna Jordsjo
Finish Rank	10
Fastest Section Time (Section)	0:11.15 (L400)
Top Speed [km/h] (Section)	66.1 (L600)
Race State	Finished



Thomas Farms Rc Murray Bridge-
Professional-2025-09-17

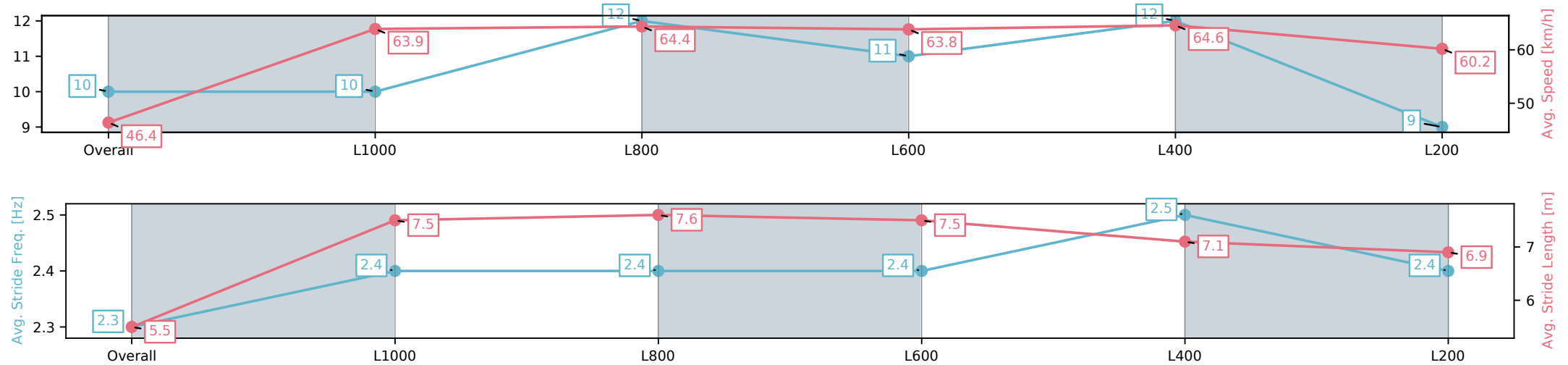
Race 7: Carlton Draught Benchmark 56 Handicap - 1200m

17 September 2025 - 5:01PM

Track Rating: Good 4, Weather: Overcast, Rail Position: +8m 1200m
Chute, +10.5m Remainder



Section	Overall	L1000	L800	L600	L400	L200
Section Times	1:12.85[10] (0:15.56)	0:57.29[10] (0:11.28)	0:46.00[12] (0:11.36)	0:34.64[11] (0:11.53)	0:23.11[12] (0:11.15)	0:11.96[9] (0:11.96)
Average Speed [km/h]	46.4	63.9	64.4	63.8	64.6	60.2
Top Speed [km/h]	64.0	64.5	65.1	65.7	66.1	63.1
Avg. Dist. to Rail [m]	6.8	1.7	4.8	5.1	9.8	11.3
Avg. Stride Freq. [Hz]	2.3	2.4	2.4	2.4	2.5	2.4
Avg. Stride Length [m]	5.5	7.5	7.6	7.5	7.1	6.9



[] Ranking at each section and finish
-:-:- No data available at this section
NA No data available

Horse/Jockey Name	ARTICULATING/Alysha Warren
Finish Rank	11
Fastest Section Time (Section)	0:11.25 (L1000)
Top Speed [km/h] (Section)	65.2 (Overall)
Race State	Finished



Thomas Farms Rc Murray Bridge-
Professional-2025-09-17

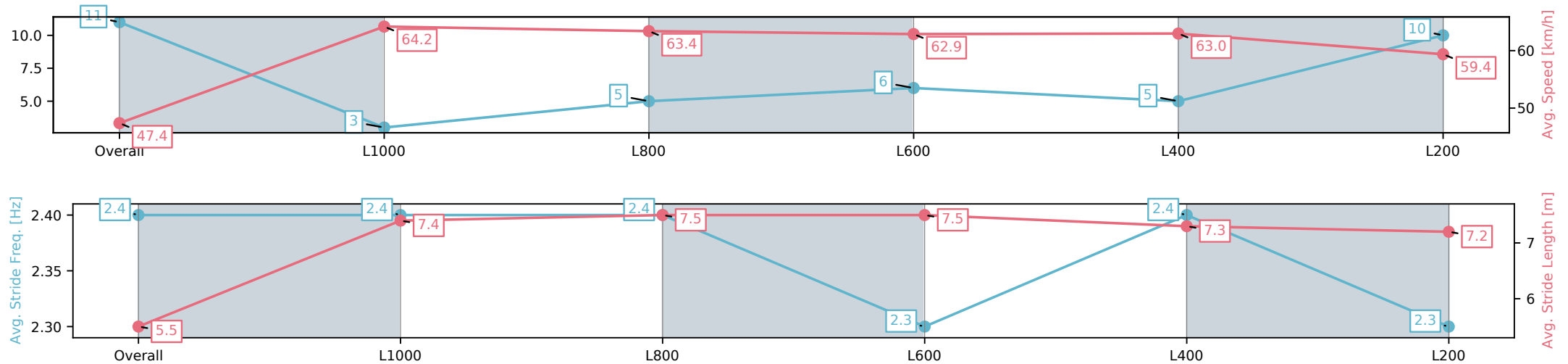
Race 7: Carlton Draught Benchmark 56 Handicap - 1200m

17 September 2025 - 5:01PM

Track Rating: Good 4, Weather: Overcast, Rail Position: +8m 1200m
Chute, +10.5m Remainder



Section	Overall	L1000	L800	L600	L400	L200
Section Times	1:13.00[11] (0:15.22)	0:57.78[3] (0:11.25)	0:46.53[5] (0:11.41)	0:35.12[6] (0:11.57)	0:23.54[5] (0:11.45)	0:12.09[10] (0:12.09)
Average Speed [km/h]	47.4	64.2	63.4	62.9	63.0	59.4
Top Speed [km/h]	63.8	65.2	65.0	63.2	64.1	61.9
Avg. Dist. to Rail [m]	7.2	0.8	2.8	2.4	6.8	6.1
Avg. Stride Freq. [Hz]	2.4	2.4	2.4	2.3	2.4	2.3
Avg. Stride Length [m]	5.5	7.4	7.5	7.5	7.3	7.2



[] Ranking at each section and finish
-:-:- No data available at this section
NA No data available

Horse/Jockey Name	OUR GODDESS/Kayla Crowther
Finish Rank	12
Fastest Section Time (Section)	0:11.20 (L1000)
Top Speed [km/h] (Section)	65.8 (Overall)
Race State	Finished



Thomas Farms Rc Murray Bridge-
Professional-2025-09-17

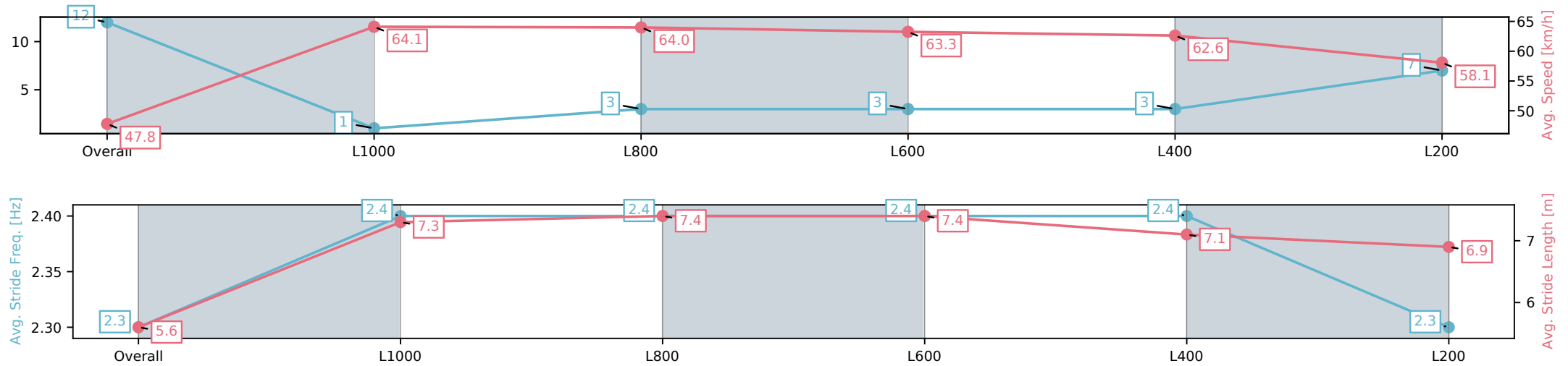
Race 7: Carlton Draught Benchmark 56 Handicap - 1200m

17 September 2025 - 5:01PM

Track Rating: Good 4, Weather: Overcast, Rail Position: +8m 1200m
Chute, +10.5m Remainder



Section	Overall	L1000	L800	L600	L400	L200
Section Times	1:13.07[12] (0:15.10)	0:57.97[1] (0:11.20)	0:46.77[3] (0:11.39)	0:35.38[3] (0:11.50)	0:23.88[3] (0:11.48)	0:12.40[7] (0:12.40)
Average Speed [km/h]	47.8	64.1	64.0	63.3	62.6	58.1
Top Speed [km/h]	65.8	65.7	64.8	64.5	64.4	61.1
Avg. Dist. to Rail [m]	6.6	0.6	2.8	2.6	6.3	8.4
Avg. Stride Freq. [Hz]	2.3	2.4	2.4	2.4	2.4	2.3
Avg. Stride Length [m]	5.6	7.3	7.4	7.4	7.1	6.9



[] Ranking at each section and finish
-:-:- No data available at this section
NA No data available

Horse/Jockey Name	SOLAR MIST/Matthew Chadwick
Finish Rank	13
Fastest Section Time (Section)	0:11.28 (L1000)
Top Speed [km/h] (Section)	64.9 (Overall)
Race State	Finished



Thomas Farms Rc Murray Bridge-
Professional-2025-09-17

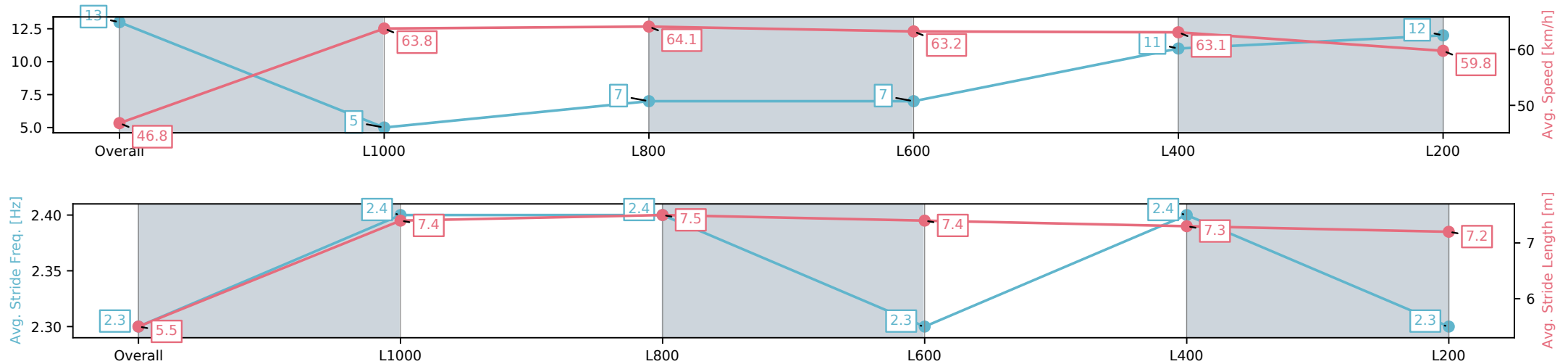
Race 7: Carlton Draught Benchmark 56 Handicap - 1200m

17 September 2025 - 5:01PM

Track Rating: Good 4, Weather: Overcast, Rail Position: +8m 1200m
Chute, +10.5m Remainder



Section	Overall	L1000	L800	L600	L400	L200
Section Times	1:13.12[13] (0:15.34)	0:57.78[5] (0:11.28)	0:46.49[7] (0:11.45)	0:35.04[7] (0:11.61)	0:23.43[11] (0:11.41)	0:12.02[12] (0:12.02)
Average Speed [km/h]	46.8	63.8	64.1	63.2	63.1	59.8
Top Speed [km/h]	63.9	64.9	64.7	64.0	63.7	62.4
Avg. Dist. to Rail [m]	5.5	1.7	4.7	4.9	8.9	9.9
Avg. Stride Freq. [Hz]	2.3	2.4	2.4	2.3	2.4	2.3
Avg. Stride Length [m]	5.5	7.4	7.5	7.4	7.3	7.2



[] Ranking at each section and finish
-:-:- No data available at this section
NA No data available

Horse/Jockey Name	PRINCE KURO/Rochelle Milnes
Finish Rank	14
Fastest Section Time (Section)	0:11.09 (L1000)
Top Speed [km/h] (Section)	65.5 (Overall)
Race State	Finished



Thomas Farms Rc Murray Bridge-
Professional-2025-09-17

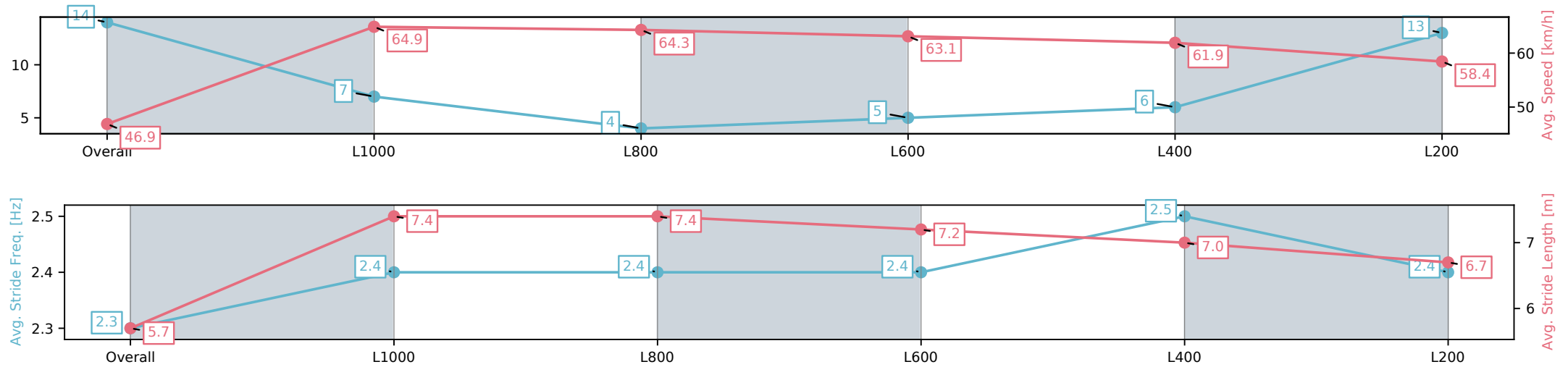
Race 7: Carlton Draught Benchmark 56 Handicap - 1200m

17 September 2025 - 5:01PM

Track Rating: Good 4, Weather: Overcast, Rail Position: +8m 1200m
Chute, +10.5m Remainder



Section	Overall	L1000	L800	L600	L400	L200
Section Times	1:13.42[14] (0:15.37)	0:58.05[7] (0:11.09)	0:46.96[4] (0:11.38)	0:35.58[5] (0:11.65)	0:23.93[6] (0:11.62)	0:12.31[13] (0:12.31)
Average Speed [km/h]	46.9	64.9	64.3	63.1	61.9	58.4
Top Speed [km/h]	64.4	65.5	65.3	63.9	63.8	61.0
Avg. Dist. to Rail [m]	10.8	2.9	5.1	5.1	7.9	6.3
Avg. Stride Freq. [Hz]	2.3	2.4	2.4	2.4	2.5	2.4
Avg. Stride Length [m]	5.7	7.4	7.4	7.2	7.0	6.7



[] Ranking at each section and finish
-:-:- No data available at this section
NA No data available