



# Thomas Farms Rc Murray Bridge-Professional-2025-09-17

## Race 6: Vale Denis Searle Benchmark 58 Handicap - 1400m

17 September 2025 - 4:25PM

Track Rating: Good 4, Weather: Overcast, Rail Position: +8m 1200m Chute, +10.5m  
Remainder



### Section

### Field Times

							Overall	L1200	L1000	L800	L600	L400		
							1:25.59 (0:15.51)	1:10.08 (0:11.15)	0:58.93 (0:11.51)	0:47.42 (0:11.76)	0:35.66 (0:11.97)	0:23.69 (0:11.76)		
Position	#	Horse/Jockey	Barrier	Top Speed [km/h]	Fastest Section	First 400m							Distance Travelled From Winner [m]	
1	3	SHISUTA BO	4	65.0	0:11.30	0:27.28	1:25.59	1:09.60 [4]	0:58.30 [4]	0:46.65 [5]	0:35.01 [4]	0:23.43 [3]		
		Caitlin Tootell		1400-1200	1200-1000		(0:15.99)	(0:11.30)	(0:11.65)	(0:11.64)	(0:11.57)	(0:11.50)		
2	6	DUO PERNA	11	64.7	0:11.28	0:28.09	1:25.78	1:09.27 [12]	0:57.69 [13]	0:46.06 [13]	0:34.41 [12]	0:23.04 [12]		-2
		Taylor Johnstone		1200-1000	400-200		(0:16.51)	(0:11.57)	(0:11.63)	(0:11.65)	(0:11.37)	(0:11.28)		
3	5	PELEVECCHIO	2	65.1	0:11.35	0:27.66	1:25.79	1:09.48 [10]	0:58.13 [10]	0:46.41 [10]	0:34.69 [9]	0:23.29 [7]		-1
		Jacob Opperman		1400-1200	1200-1000		(0:16.31)	(0:11.35)	(0:11.72)	(0:11.72)	(0:11.40)	(0:11.45)		
4	7	TWIN ENGINE	6	65.5	0:11.30	0:27.56	1:25.87	1:09.60 [9]	0:58.30 [8]	0:46.60 [8]	0:34.74 [10]	0:23.13 [11]		+6
		Jason Holder		600-400	1200-1000		(0:16.27)	(0:11.30)	(0:11.70)	(0:11.86)	(0:11.61)	(0:11.31)		
5	10	THINK TANK	13	66.2	0:11.32	0:27.59	1:25.89	1:09.63 [8]	0:58.30 [9]	0:46.62 [9]	0:34.81 [8]	0:23.28 [9]		+5
		Connor Murtagh		600-400	400-200		(0:16.26)	(0:11.33)	(0:11.68)	(0:11.81)	(0:11.53)	(0:11.32)		
6	2	JUST LIKE LISA	7	66.3	0:11.15	0:26.65	1:26.29	1:10.79 [1]	0:59.64 [1]	0:48.12 [1]	0:36.36 [1]	0:24.39 [1]		+0
		Alysha Warren		1400-1200	1200-1000		(0:15.50)	(0:11.15)	(0:11.52)	(0:11.76)	(0:11.97)	(0:11.89)		
7	14	DAWNBURST	8	64.6	0:11.40	0:27.87	1:26.33	1:09.86 [11]	0:58.46 [11]	0:46.77 [11]	0:34.95 [13]	0:23.53 [13]		+2
		Dylan Caboche		800-600	1200-1000		(0:16.47)	(0:11.40)	(0:11.69)	(0:11.82)	(0:11.42)	(0:11.41)		
8	11	ALLEGEDLY	14	66.3	0:11.20	0:27.34	1:26.38	1:10.24 [6]	0:59.04 [5]	0:47.47 [4]	0:35.75 [5]	0:24.02 [5]		+4
		Sophie Potter		1400-1200	1200-1000		(0:16.14)	(0:11.20)	(0:11.56)	(0:11.72)	(0:11.73)	(0:11.65)		
9	13	MORLAIX	12	65.8	0:11.25	0:27.95	1:26.38	1:09.68 [14]	0:58.43 [12]	0:46.69 [12]	0:35.03 [11]	0:23.70 [10]		-1
		Alana Livesey		1400-1200	1200-1000		(0:16.70)	(0:11.25)	(0:11.74)	(0:11.66)	(0:11.33)	(0:11.45)		
10	9	PULAMBI	9	66.6	0:11.22	0:27.03	1:26.50	1:10.69 [2]	0:59.47 [2]	0:47.78 [2]	0:36.07 [2]	0:24.52 [2]		-2
		Jake Toeroek		1400-1200	1200-1000		(0:15.81)	(0:11.22)	(0:11.69)	(0:11.71)	(0:11.55)	(0:11.89)		

Scratched: Pirate (#1), Prince Reichweite (#16)

Report Created: Wed 17 September 2025 17:16:25 GMT+10 (Note: Timing is based on positional data)

Page 1/18

[ ] Position in running at each section and finish  
-:-:- No data available at this section  
NA No data available  
Background shading for fastest section

# Saddle cloth number  
DNF Did not finish  
DNT Did not track



Thomas Farms Rc Murray Bridge-Professional-2025-09-17  
Race 6: Vale Denis Searle Benchmark 58 Handicap - 1400m  
17 September 2025 - 4:25PM



Track Rating: Good 4, Weather: Overcast, Rail Position: +8m 1200m Chute, +10.5m  
Remainder

Section  
Field Times

Overall	L1200	L1000	L800	L600	L400
1:25.59	1:10.08	0:58.93	0:47.42	0:35.66	0:23.69
(0:15.51)	(0:11.15)	(0:11.51)	(0:11.76)	(0:11.97)	(0:11.76)

Position	#	Horse/Jockey	Barrier	Top Speed [km/h]	Fastest Section	First 400m								Distance Travelled From Winner [m]
11	15	MY CRACKLING	5	64.6	0:11.30	0:27.36	1:26.56	1:10.50 [5]	0:59.20 [6]	0:47.47 [6]	0:35.71 [6]	0:24.18 [6]		+0
		Kayla Crowther		1400-1200	1200-1000		(0:16.06)	(0:11.30)	(0:11.73)	(0:11.76)	(0:11.53)	(0:11.63)		
12	8	THE TANK	10	64.8	0:11.34	0:27.54	1:26.62	1:10.42 [7]	0:59.08 [7]	0:47.41 [7]	0:35.68 [7]	0:24.10 [8]		-1
		Rochelle Milnes		1400-1200	1200-1000		(0:16.20)	(0:11.34)	(0:11.67)	(0:11.73)	(0:11.57)	(0:11.78)		
13	4	EXONUMIA	1	65.7	0:11.28	0:27.21	1:26.77	1:10.84 [3]	0:59.56 [3]	0:47.92 [3]	0:36.29 [3]	0:24.57 [4]		-4
		Sairyn Fawke		1400-1200	1200-1000		(0:15.93)	(0:11.28)	(0:11.64)	(0:11.63)	(0:11.72)	(0:11.99)		
14	12	UNPRAISED	3	63.5	0:11.57	0:28.42	1:27.66	1:11.03 [13]	0:59.24 [14]	0:47.50 [14]	0:35.85 [14]	0:24.18 [14]		-1
		Isaac Sit		600-400	400-200		(0:16.63)	(0:11.79)	(0:11.74)	(0:11.65)	(0:11.67)	(0:11.57)		

Scratched: Pirate (#1), Prince Reichweite (#16)

[ ] Position in running at each section and finish  
-:-:- No data available at this section  
NA No data available  
█ Background shading for fastest section

# Saddle cloth number  
DNF Did not finish  
DNT Did not track



# Thomas Farms Rc Murray Bridge-Professional-2025-09-17

## Race 6: Vale Denis Searle Benchmark 58 Handicap - 1400m

17 September 2025 - 4:25PM

Track Rating: Good 4, Weather: Overcast, Rail Position: +8m 1200m Chute, +10.5m  
Remainder



### Section Field Times

L200  
0:11.93  
(0:11.93)

Position	#	Horse/Jockey	Barrier	Top Speed [km/h]	Fastest Section	First 400m	Margin							Distance Travelled From Winner [m]
1	3	SHISUTA BO	4	65.0	0:11.30	0:27.28	0:11.93 [1]	1:25.59						
		Caitlin Tootell		1400-1200	1200-1000		(0:11.93)							
2	6	DUO PERNA	11	64.7	0:11.28	0:28.09	0:11.75 [8]	1.13L						-2
		Taylor Johnstone		1200-1000	400-200		(0:11.75)							
3	5	PELEVECCHIO	2	65.1	0:11.35	0:27.66	0:11.84 [5]	1.22L						-1
		Jacob Opperman		1400-1200	1200-1000		(0:11.84)							
4	7	TWIN ENGINE	6	65.5	0:11.30	0:27.56	0:11.82 [9]	1.72L						+6
		Jason Holder		600-400	1200-1000		(0:11.82)							
5	10	THINK TANK	13	66.2	0:11.32	0:27.59	0:11.96 [4]	1.84L						+5
		Connor Murtagh		600-400	400-200		(0:11.96)							
6	2	JUST LIKE LISA	7	66.3	0:11.15	0:26.65	0:12.50 [2]	4.33L						+0
		Alysha Warren		1400-1200	1200-1000		(0:12.50)							
7	14	DAWNBURST	8	64.6	0:11.40	0:27.87	0:12.12 [12]	4.57L						+2
		Dylan Caboche		800-600	1200-1000		(0:12.12)							
8	11	ALLEGEDLY	14	66.3	0:11.20	0:27.34	0:12.37 [7]	4.88L						+4
		Sophie Potter		1400-1200	1200-1000		(0:12.37)							
9	13	MORLAIX	12	65.8	0:11.25	0:27.95	0:12.25 [10]	4.9L						-1
		Alana Livesey		1400-1200	1200-1000		(0:12.25)							
10	9	PULAMBI	9	66.6	0:11.22	0:27.03	0:12.63 [3]	5.65L						-2
		Jake Toeroek		1400-1200	1200-1000		(0:12.63)							

Scratched: Pirate (#1), Prince Reichweite (#16)

Report Created: Wed 17 September 2025 17:16:25 GMT+10 (Note: Timing is based on positional data)

Page 3/18

[ ] Position in running at each section and finish  
-:-:- No data available at this section  
NA No data available  
■ Background shading for fastest section

# Saddle cloth number  
DNF Did not finish  
DNT Did not track



Thomas Farms Rc Murray Bridge-Professional-2025-09-17  
Race 6: Vale Denis Searle Benchmark 58 Handicap - 1400m  
17 September 2025 - 4:25PM



Track Rating: Good 4, Weather: Overcast, Rail Position: +8m 1200m Chute, +10.5m  
Remainder

Section  
Field Times

L200  
0:11.93  
(0:11.93)

Position	#	Horse/Jockey	Barrier	Top Speed [km/h]	Fastest Section	First 400m	Margin	Distance Travelled From Winner [m]					
11	15	MY CRACKLING	5	64.6	0:11.30	0:27.36	0:12.55 [6]	6.02L					+0
		Kayla Crowther		1400-1200	1200-1000		(0:12.55)						
12	8	THE TANK	10	64.8	0:11.34	0:27.54	0:12.32 [13]	0.0L					-1
		Rochelle Milnes		1400-1200	1200-1000		(0:12.32)						
13	4	EXONUMIA	1	65.7	0:11.28	0:27.21	0:12.58 [11]	7.34L					-4
		Sairyn Fawke		1400-1200	1200-1000		(0:12.57)						
14	12	UNPRAISED	3	63.5	0:11.57	0:28.42	0:12.60 [14]	12.92L					-1
		Isaac Sit		600-400	400-200		(0:12.60)						

Scratched: Pirate (#1), Prince Reichweite (#16)

Horse/Jockey Name	SHISUTA BO/Caitlin Tootell
Finish Rank	1
Fastest Section Time (Section)	0:11.30 (L1200)
Top Speed [km/h] (Section)	65.0 (Overall)
Race State	Finished



Thomas Farms Rc Murray Bridge-  
Professional-2025-09-17

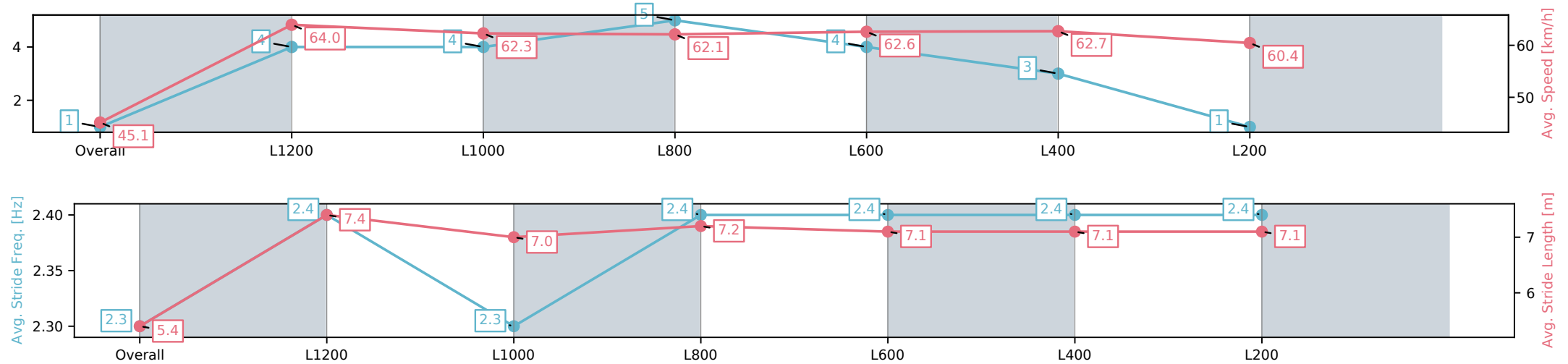
Race 6: Vale Denis Searle Benchmark 58 Handicap - 1400m

17 September 2025 - 4:25PM

Track Rating: Good 4, Weather: Overcast, Rail Position: +8m 1200m  
Chute, +10.5m Remainder



Section	Overall	L1200	L1000	L800	L600	L400	L200
Section Times	1:25.59[1] (0:15.99)	1:09.60[4] (0:11.30)	0:58.30[4] (0:11.65)	0:46.65[5] (0:11.64)	0:35.01[4] (0:11.57)	0:23.43[3] (0:11.50)	0:11.93[1] (0:11.93)
Average Speed [km/h]	45.1	64.0	62.3	62.1	62.6	62.7	60.4
Top Speed [km/h]	63.5	65.0	63.7	63.1	63.7	63.4	62.3
Avg. Dist. to Rail [m]	5.3	1.2	1.8	1.4	1.7	4.4	3.3
Avg. Stride Freq. [Hz]	2.3	2.4	2.3	2.4	2.4	2.4	2.4
Avg. Stride Length [m]	5.4	7.4	7.0	7.2	7.1	7.1	7.1



[ ] Ranking at each section and finish  
-:-:- No data available at this section  
NA No data available

Horse/Jockey Name	DUO PERNA/Taylor Johnstone
Finish Rank	2
Fastest Section Time (Section)	0:11.28 (L400)
Top Speed [km/h] (Section)	64.7 (L1200)
Race State	Finished



Thomas Farms Rc Murray Bridge-  
Professional-2025-09-17

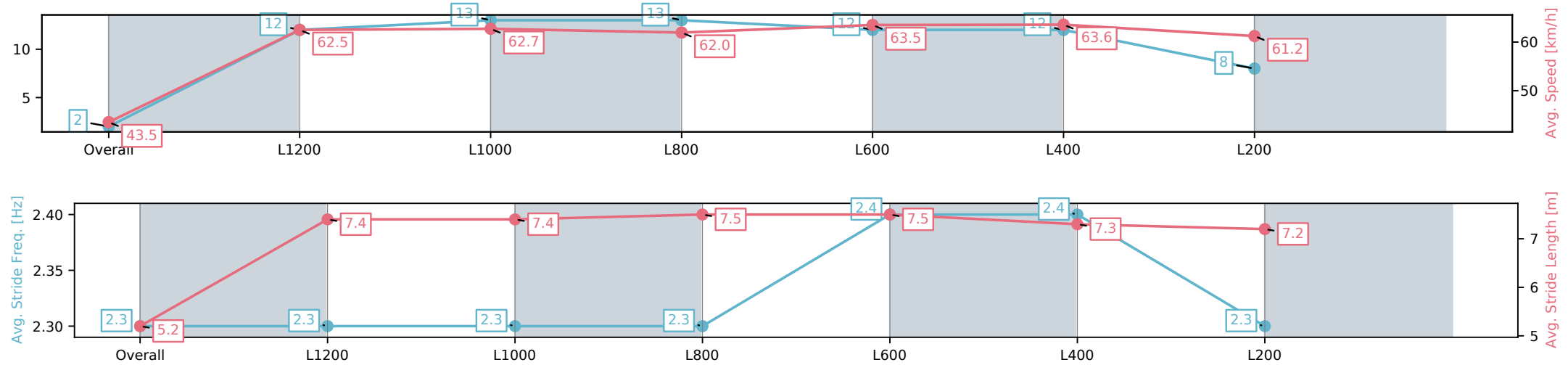
Race 6: Vale Denis Searle Benchmark 58 Handicap - 1400m

17 September 2025 - 4:25PM

Track Rating: Good 4, Weather: Overcast, Rail Position: +8m 1200m  
Chute, +10.5m Remainder



Section	Overall	L1200	L1000	L800	L600	L400	L200
Section Times	1:25.78[2] (0:16.51)	1:09.27[12] (0:11.57)	0:57.69[13] (0:11.63)	0:46.06[13] (0:11.65)	0:34.41[12] (0:11.37)	0:23.04[12] (0:11.28)	0:11.75[8] (0:11.75)
Average Speed [km/h]	43.5	62.5	62.7	62.0	63.5	63.6	61.2
Top Speed [km/h]	61.9	63.7	64.7	63.1	63.9	64.6	62.8
Avg. Dist. to Rail [m]	10.0	3.6	2.5	0.5	1.8	7.5	7.9
Avg. Stride Freq. [Hz]	2.3	2.3	2.3	2.3	2.4	2.4	2.3
Avg. Stride Length [m]	5.2	7.4	7.4	7.5	7.5	7.3	7.2



[ ] Ranking at each section and finish  
-:-:- No data available at this section  
NA No data available

Horse/Jockey Name	PELEVECCHIO/Jacob Opperman
Finish Rank	3
Fastest Section Time (Section)	0:11.35 (L1200)
Top Speed [km/h] (Section)	65.1 (Overall)
Race State	Finished



Thomas Farms Rc Murray Bridge-  
Professional-2025-09-17

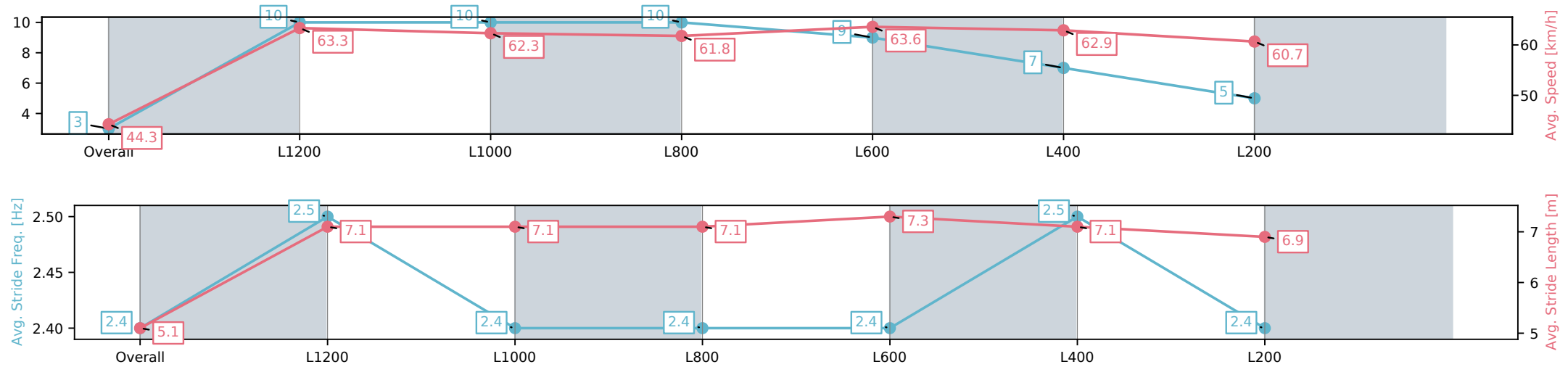
Race 6: Vale Denis Searle Benchmark 58 Handicap - 1400m

17 September 2025 - 4:25PM

Track Rating: Good 4, Weather: Overcast, Rail Position: +8m 1200m  
Chute, +10.5m Remainder



Section	Overall	L1200	L1000	L800	L600	L400	L200
Section Times	1:25.79[3] (0:16.31)	1:09.48[10] (0:11.35)	0:58.13[10] (0:11.72)	0:46.41[10] (0:11.72)	0:34.69[9] (0:11.40)	0:23.29[7] (0:11.45)	0:11.84[5] (0:11.84)
Average Speed [km/h]	44.3	63.3	62.3	61.8	63.6	62.9	60.7
Top Speed [km/h]	62.7	65.1	62.9	63.3	64.0	63.9	62.2
Avg. Dist. to Rail [m]	4.7	1.4	2.0	1.4	1.8	7.8	6.8
Avg. Stride Freq. [Hz]	2.4	2.5	2.4	2.4	2.4	2.5	2.4
Avg. Stride Length [m]	5.1	7.1	7.1	7.1	7.3	7.1	6.9



[ ] Ranking at each section and finish  
-:-:- No data available at this section  
NA No data available

Horse/Jockey Name	TWIN ENGINE/Jason Holder
Finish Rank	4
Fastest Section Time (Section)	0:11.30 (L1200)
Top Speed [km/h] (Section)	65.5 (L600)
Race State	Finished



Thomas Farms Rc Murray Bridge-  
Professional-2025-09-17

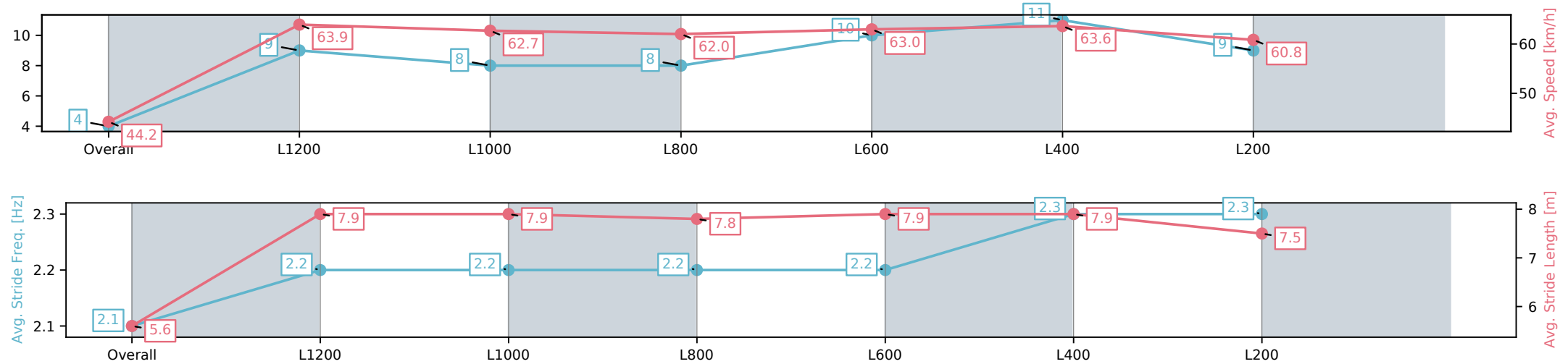
Race 6: Vale Denis Searle Benchmark 58 Handicap - 1400m

17 September 2025 - 4:25PM

Track Rating: Good 4, Weather: Overcast, Rail Position: +8m 1200m  
Chute, +10.5m Remainder



Section	Overall	L1200	L1000	L800	L600	L400	L200
Section Times	1:25.87[4] (0:16.27)	1:09.60[9] (0:11.30)	0:58.30[8] (0:11.70)	0:46.60[8] (0:11.86)	0:34.74[10] (0:11.61)	0:23.13[11] (0:11.31)	0:11.82[9] (0:11.82)
Average Speed [km/h]	44.2	63.9	62.7	62.0	63.0	63.6	60.8
Top Speed [km/h]	63.4	65.1	64.3	63.0	65.2	65.5	62.7
Avg. Dist. to Rail [m]	6.2	1.9	3.6	4.3	3.8	5.3	4.2
Avg. Stride Freq. [Hz]	2.1	2.2	2.2	2.2	2.2	2.3	2.3
Avg. Stride Length [m]	5.6	7.9	7.9	7.8	7.9	7.9	7.5



[ ] Ranking at each section and finish  
-:-:- No data available at this section  
NA No data available



Horse/Jockey Name	THINK TANK/Connor Murtagh
Finish Rank	5
Fastest Section Time (Section)	0:11.32 (L400)
Top Speed [km/h] (Section)	66.2 (L600)
Race State	Finished



Thomas Farms Rc Murray Bridge-  
Professional-2025-09-17

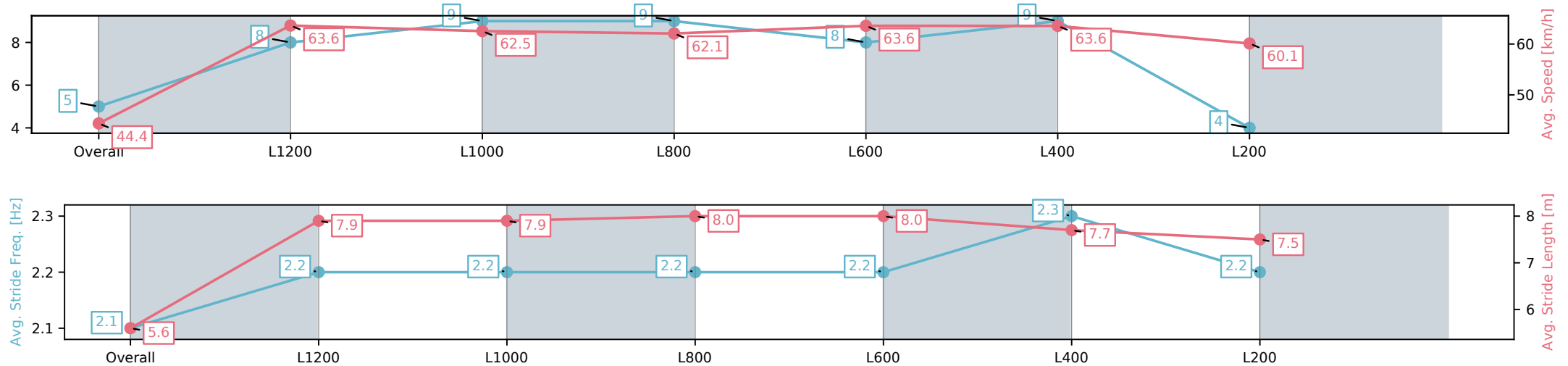
Race 6: Vale Denis Searle Benchmark 58 Handicap - 1400m

17 September 2025 - 4:25PM

Track Rating: Good 4, Weather: Overcast, Rail Position: +8m 1200m  
Chute, +10.5m Remainder



Section	Overall	L1200	L1000	L800	L600	L400	L200
Section Times	1:25.89[5] (0:16.26)	1:09.63[8] (0:11.33)	0:58.30[9] (0:11.68)	0:46.62[9] (0:11.81)	0:34.81[8] (0:11.53)	0:23.28[9] (0:11.32)	0:11.96[4] (0:11.96)
Average Speed [km/h]	44.4	63.6	62.5	62.1	63.6	63.6	60.1
Top Speed [km/h]	63.0	65.4	64.4	63.3	64.5	66.2	62.5
Avg. Dist. to Rail [m]	10.7	2.9	3.1	3.5	3.8	7.9	7.1
Avg. Stride Freq. [Hz]	2.1	2.2	2.2	2.2	2.2	2.3	2.2
Avg. Stride Length [m]	5.6	7.9	7.9	8.0	8.0	7.7	7.5



[ ] Ranking at each section and finish  
-:-:- No data available at this section  
NA No data available

Horse/Jockey Name	JUST LIKE LISA/Alysha Warren
Finish Rank	6
Fastest Section Time (Section)	0:11.15 (L1200)
Top Speed [km/h] (Section)	66.3 (Overall)
Race State	Finished



Thomas Farms Rc Murray Bridge-  
Professional-2025-09-17

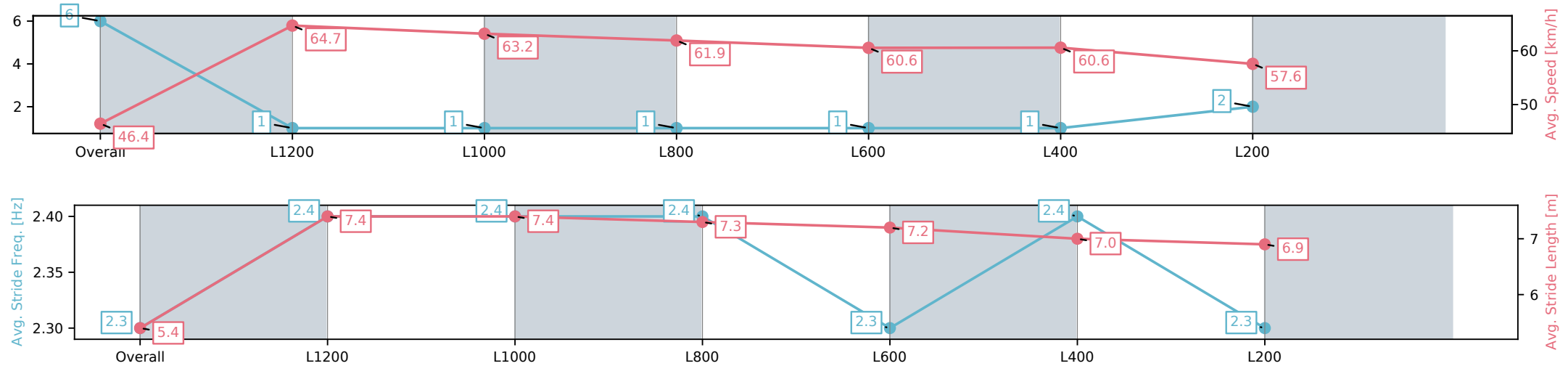
Race 6: Vale Denis Searle Benchmark 58 Handicap - 1400m

17 September 2025 - 4:25PM

Track Rating: Good 4, Weather: Overcast, Rail Position: +8m 1200m  
Chute, +10.5m Remainder



Section	Overall	L1200	L1000	L800	L600	L400	L200
Section Times	1:26.29[6] (0:15.50)	1:10.79[1] (0:11.15)	0:59.64[1] (0:11.52)	0:48.12[1] (0:11.76)	0:36.36[1] (0:11.97)	0:24.39[1] (0:11.89)	0:12.50[2] (0:12.50)
Average Speed [km/h]	46.4	64.7	63.2	61.9	60.6	60.6	57.6
Top Speed [km/h]	65.9	66.3	64.2	63.4	61.4	61.6	60.2
Avg. Dist. to Rail [m]	8.0	1.0	2.4	2.4	1.0	1.4	1.5
Avg. Stride Freq. [Hz]	2.3	2.4	2.4	2.4	2.3	2.4	2.3
Avg. Stride Length [m]	5.4	7.4	7.4	7.3	7.2	7.0	6.9



[ ] Ranking at each section and finish  
-:-:- No data available at this section  
NA No data available

Horse/Jockey Name	DAWNBURST/Dylan Caboche
Finish Rank	7
Fastest Section Time (Section)	0:11.40 (L1200)
Top Speed [km/h] (Section)	64.6 (L800)
Race State	Finished



Thomas Farms Rc Murray Bridge-  
Professional-2025-09-17

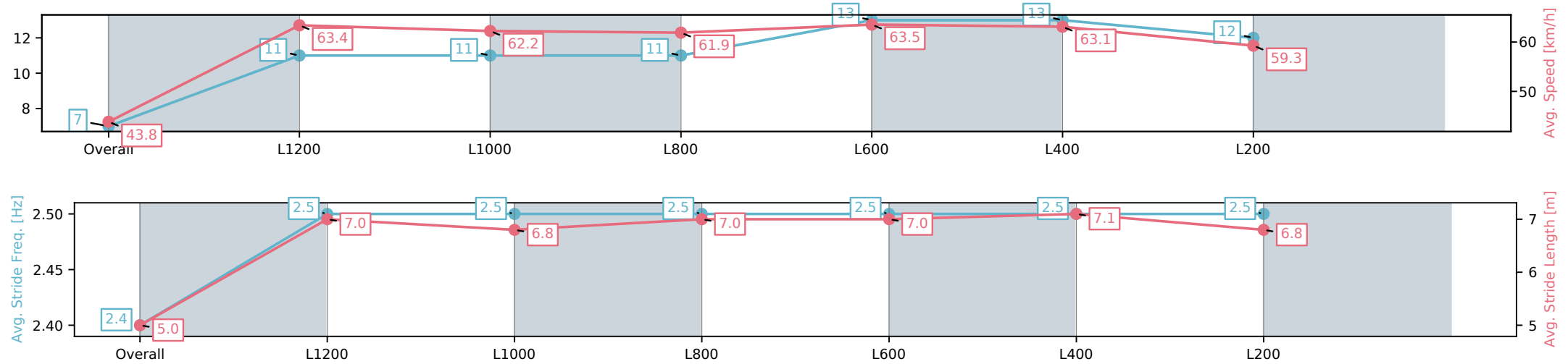
Race 6: Vale Denis Searle Benchmark 58 Handicap - 1400m

17 September 2025 - 4:25PM

Track Rating: Good 4, Weather: Overcast, Rail Position: +8m 1200m  
Chute, +10.5m Remainder



Section	Overall	L1200	L1000	L800	L600	L400	L200
Section Times	1:26.33[7] (0:16.47)	1:09.86[11] (0:11.40)	0:58.46[11] (0:11.69)	0:46.77[11] (0:11.82)	0:34.95[13] (0:11.42)	0:23.53[13] (0:11.41)	0:12.12[12] (0:12.12)
Average Speed [km/h]	43.8	63.4	62.2	61.9	63.5	63.1	59.3
Top Speed [km/h]	63.4	64.4	64.0	63.0	64.6	64.6	62.1
Avg. Dist. to Rail [m]	7.8	1.9	2.6	2.6	2.4	5.0	6.3
Avg. Stride Freq. [Hz]	2.4	2.5	2.5	2.5	2.5	2.5	2.5
Avg. Stride Length [m]	5.0	7.0	6.8	7.0	7.0	7.1	6.8



[ ] Ranking at each section and finish  
-:-:- No data available at this section  
NA No data available

Horse/Jockey Name	ALLEGEDLY/Sophie Potter
Finish Rank	8
Fastest Section Time (Section)	0:11.20 (L1200)
Top Speed [km/h] (Section)	66.3 (Overall)
Race State	Finished



Thomas Farms Rc Murray Bridge-  
Professional-2025-09-17

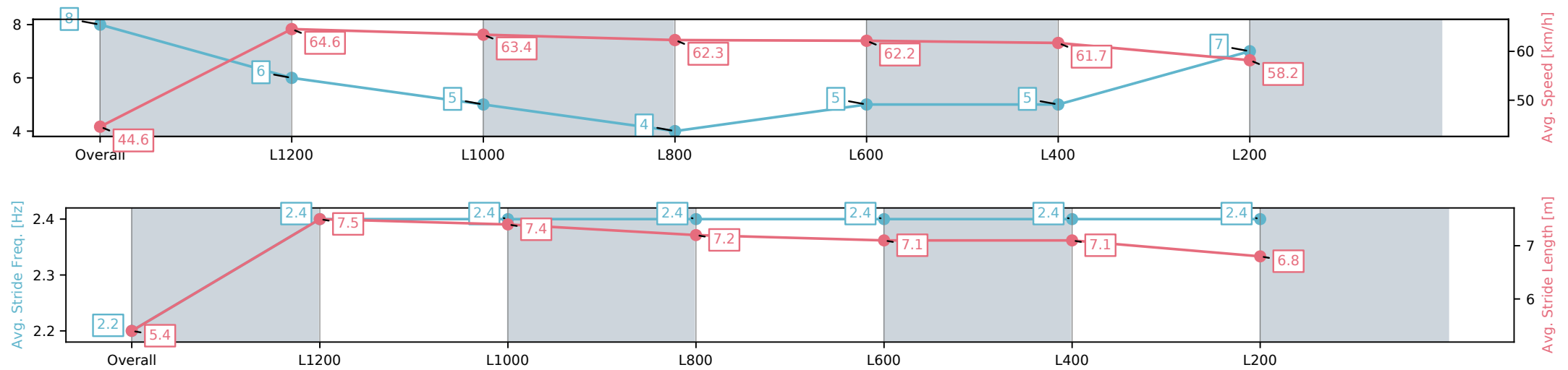
Race 6: Vale Denis Searle Benchmark 58 Handicap - 1400m

17 September 2025 - 4:25PM

Track Rating: Good 4, Weather: Overcast, Rail Position: +8m 1200m  
Chute, +10.5m Remainder



Section	Overall	L1200	L1000	L800	L600	L400	L200
Section Times	1:26.38[8] (0:16.14)	1:10.24[6] (0:11.20)	0:59.04[5] (0:11.56)	0:47.47[4] (0:11.72)	0:35.75[5] (0:11.73)	0:24.02[5] (0:11.65)	0:12.37[7] (0:12.37)
Average Speed [km/h]	44.6	64.6	63.4	62.3	62.2	61.7	58.2
Top Speed [km/h]	64.0	66.3	64.5	63.6	63.3	63.2	60.0
Avg. Dist. to Rail [m]	11.4	3.4	3.1	3.2	2.7	5.0	5.1
Avg. Stride Freq. [Hz]	2.2	2.4	2.4	2.4	2.4	2.4	2.4
Avg. Stride Length [m]	5.4	7.5	7.4	7.2	7.1	7.1	6.8



[ ] Ranking at each section and finish  
-:-:- No data available at this section  
NA No data available

Horse/Jockey Name	MORLAIX/Alana Livesey
Finish Rank	9
Fastest Section Time (Section)	0:11.25 (L1200)
Top Speed [km/h] (Section)	65.8 (Overall)
Race State	Finished



Thomas Farms Rc Murray Bridge-  
Professional-2025-09-17

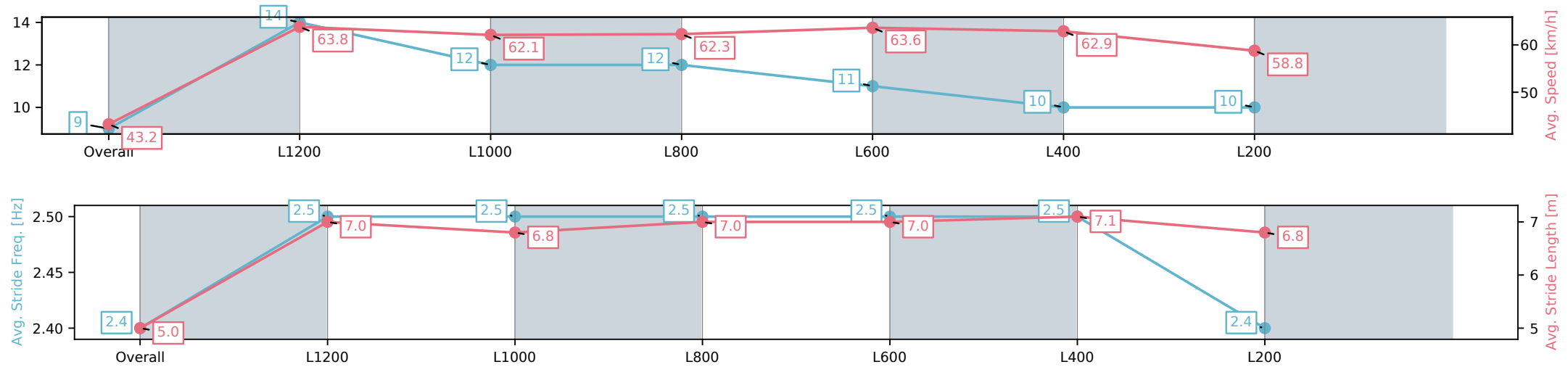
Race 6: Vale Denis Searle Benchmark 58 Handicap - 1400m

17 September 2025 - 4:25PM

Track Rating: Good 4, Weather: Overcast, Rail Position: +8m 1200m  
Chute, +10.5m Remainder



Section	Overall	L1200	L1000	L800	L600	L400	L200
Section Times	1:26.38[9] (0:16.70)	1:09.68[14] (0:11.25)	0:58.43[12] (0:11.74)	0:46.69[12] (0:11.66)	0:35.03[11] (0:11.33)	0:23.70[10] (0:11.45)	0:12.25[10] (0:12.25)
Average Speed [km/h]	43.2	63.8	62.1	62.3	63.6	62.9	58.8
Top Speed [km/h]	63.1	65.8	62.8	63.0	64.5	64.3	60.9
Avg. Dist. to Rail [m]	8.6	0.7	2.1	1.6	0.7	2.6	4.0
Avg. Stride Freq. [Hz]	2.4	2.5	2.5	2.5	2.5	2.5	2.4
Avg. Stride Length [m]	5.0	7.0	6.8	7.0	7.0	7.1	6.8



[ ] Ranking at each section and finish  
-:-:- No data available at this section  
NA No data available

Horse/Jockey Name	PULAMBI/Jake Toeroek
Finish Rank	10
Fastest Section Time (Section)	0:11.22 (L1200)
Top Speed [km/h] (Section)	66.6 (Overall)
Race State	Finished



Thomas Farms Rc Murray Bridge-  
Professional-2025-09-17

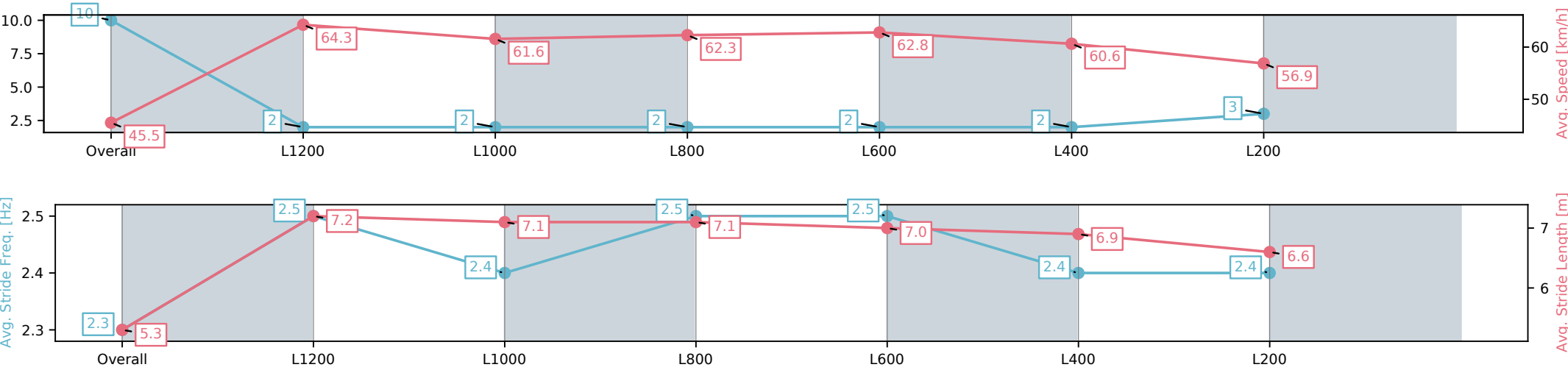
Race 6: Vale Denis Searle Benchmark 58 Handicap - 1400m

17 September 2025 - 4:25PM

Track Rating: Good 4, Weather: Overcast, Rail Position: +8m 1200m  
Chute, +10.5m Remainder



Section	Overall	L1200	L1000	L800	L600	L400	L200
Section Times	1:26.50[10] (0:15.81)	1:10.69[2] (0:11.22)	0:59.47[2] (0:11.69)	0:47.78[2] (0:11.71)	0:36.07[2] (0:11.55)	0:24.52[2] (0:11.89)	0:12.63[3] (0:12.63)
Average Speed [km/h]	45.5	64.3	61.6	62.3	62.8	60.6	56.9
Top Speed [km/h]	66.6	65.9	63.3	63.6	63.8	62.0	59.2
Avg. Dist. to Rail [m]	9.4	0.7	0.7	2.1	2.1	3.1	3.2
Avg. Stride Freq. [Hz]	2.3	2.5	2.4	2.5	2.5	2.4	2.4
Avg. Stride Length [m]	5.3	7.2	7.1	7.1	7.0	6.9	6.6



[ ] Ranking at each section and finish  
-:-:- No data available at this section  
NA No data available

Horse/Jockey Name	MY CRACKLING/Kayla Crowther
Finish Rank	11
Fastest Section Time (Section)	0:11.30 (L1200)
Top Speed [km/h] (Section)	64.6 (Overall)
Race State	Finished



Thomas Farms Rc Murray Bridge-  
Professional-2025-09-17

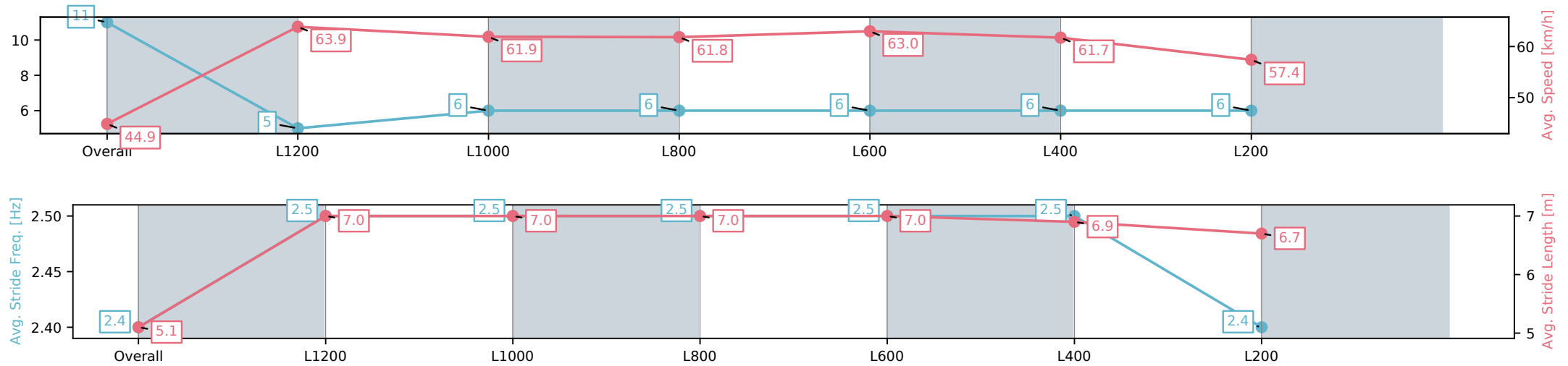
Race 6: Vale Denis Searle Benchmark 58 Handicap - 1400m

17 September 2025 - 4:25PM

Track Rating: Good 4, Weather: Overcast, Rail Position: +8m 1200m  
Chute, +10.5m Remainder



Section	Overall	L1200	L1000	L800	L600	L400	L200
Section Times	1:26.56[11] (0:16.06)	1:10.50[5] (0:11.30)	0:59.20[6] (0:11.73)	0:47.47[6] (0:11.76)	0:35.71[6] (0:11.53)	0:24.18[6] (0:11.63)	0:12.55[6] (0:12.55)
Average Speed [km/h]	44.9	63.9	61.9	61.8	63.0	61.7	57.4
Top Speed [km/h]	62.5	64.6	63.5	63.2	63.3	63.2	59.8
Avg. Dist. to Rail [m]	6.3	1.1	2.0	2.1	1.6	2.2	2.3
Avg. Stride Freq. [Hz]	2.4	2.5	2.5	2.5	2.5	2.5	2.4
Avg. Stride Length [m]	5.1	7.0	7.0	7.0	7.0	6.9	6.7



[ ] Ranking at each section and finish  
-:-:- No data available at this section  
NA No data available

Horse/Jockey Name	THE TANK/Rochelle Milnes
Finish Rank	12
Fastest Section Time (Section)	0:11.34 (L1200)
Top Speed [km/h] (Section)	64.8 (Overall)
Race State	Finished



Thomas Farms Rc Murray Bridge-  
Professional-2025-09-17

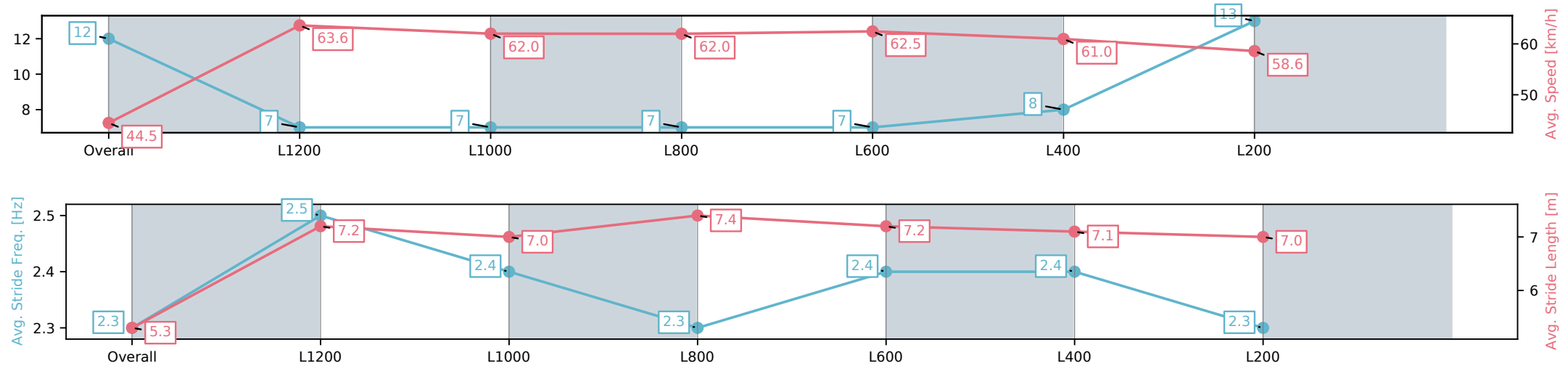
Race 6: Vale Denis Searle Benchmark 58 Handicap - 1400m

17 September 2025 - 4:25PM

Track Rating: Good 4, Weather: Overcast, Rail Position: +8m 1200m  
Chute, +10.5m Remainder



Section	Overall	L1200	L1000	L800	L600	L400	L200
Section Times	1:26.62[12] (0:16.20)	1:10.42[7] (0:11.34)	0:59.08[7] (0:11.67)	0:47.41[7] (0:11.73)	0:35.68[7] (0:11.57)	0:24.10[8] (0:11.78)	0:12.32[13] (0:12.32)
Average Speed [km/h]	44.5	63.6	62.0	62.0	62.5	61.0	58.6
Top Speed [km/h]	63.9	64.8	63.4	63.5	63.4	63.2	59.0
Avg. Dist. to Rail [m]	8.1	1.1	1.7	1.6	1.3	6.2	6.5
Avg. Stride Freq. [Hz]	2.3	2.5	2.4	2.3	2.4	2.4	2.3
Avg. Stride Length [m]	5.3	7.2	7.0	7.4	7.2	7.1	7.0



[ ] Ranking at each section and finish  
-:-:- No data available at this section  
NA No data available



Horse/Jockey Name	EXONUMIA/Sairyn Fawke
Finish Rank	13
Fastest Section Time (Section)	0:11.28 (L1200)
Top Speed [km/h] (Section)	65.7 (Overall)
Race State	Finished



Thomas Farms Rc Murray Bridge-  
Professional-2025-09-17

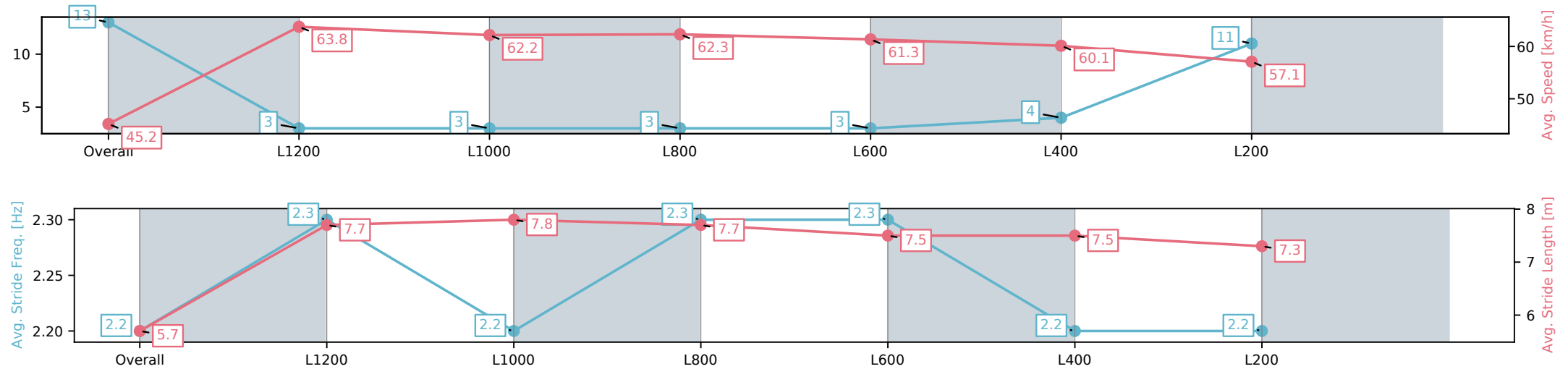
Race 6: Vale Denis Searle Benchmark 58 Handicap - 1400m

17 September 2025 - 4:25PM

Track Rating: Good 4, Weather: Overcast, Rail Position: +8m 1200m  
Chute, +10.5m Remainder



Section	Overall	L1200	L1000	L800	L600	L400	L200
Section Times	1:26.77[13] (0:15.93)	1:10.84[3] (0:11.28)	0:59.56[3] (0:11.64)	0:47.92[3] (0:11.63)	0:36.29[3] (0:11.72)	0:24.57[4] (0:11.99)	0:12.58[11] (0:12.57)
Average Speed [km/h]	45.2	63.8	62.2	62.3	61.3	60.1	57.1
Top Speed [km/h]	65.7	65.2	63.1	63.3	62.5	61.1	59.3
Avg. Dist. to Rail [m]	4.6	0.3	1.1	1.0	0.6	2.0	2.9
Avg. Stride Freq. [Hz]	2.2	2.3	2.2	2.3	2.3	2.2	2.2
Avg. Stride Length [m]	5.7	7.7	7.8	7.7	7.5	7.5	7.3



[ ] Ranking at each section and finish  
-:-:- No data available at this section  
NA No data available

Horse/Jockey Name	UNPRAISED/Isaac Sit
Finish Rank	14
Fastest Section Time (Section)	0:11.57 (L400)
Top Speed [km/h] (Section)	63.5 (L600)
Race State	Finished



Thomas Farms Rc Murray Bridge-  
Professional-2025-09-17

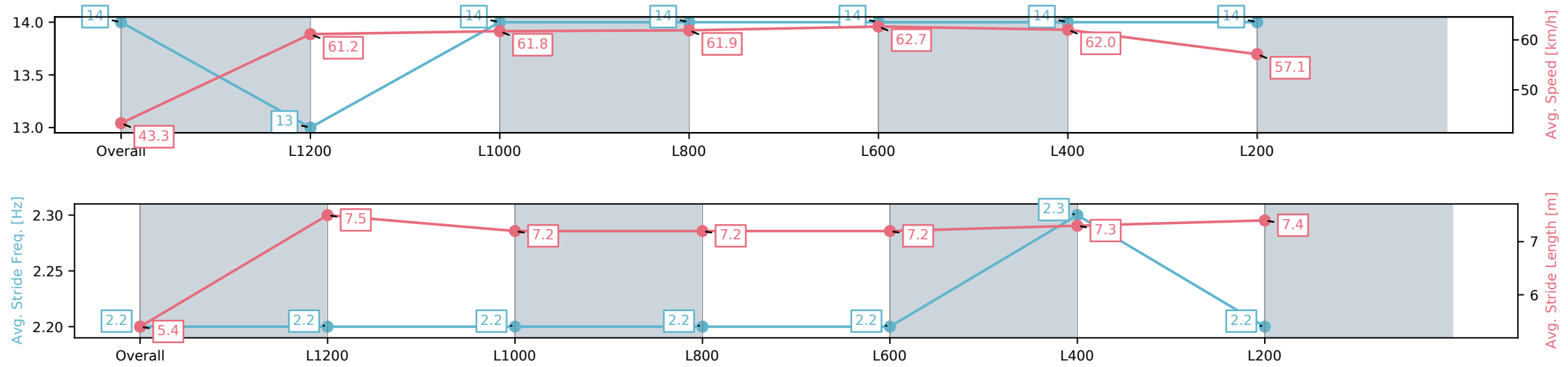
Race 6: Vale Denis Searle Benchmark 58 Handicap - 1400m

17 September 2025 - 4:25PM

Track Rating: Good 4, Weather: Overcast, Rail Position: +8m 1200m  
Chute, +10.5m Remainder



Section	Overall	L1200	L1000	L800	L600	L400	L200
Section Times	1:27.66[14] (0:16.63)	1:11.03[13] (0:11.79)	0:59.24[14] (0:11.74)	0:47.50[14] (0:11.65)	0:35.85[14] (0:11.67)	0:24.18[14] (0:11.57)	0:12.60[14] (0:12.60)
Average Speed [km/h]	43.3	61.2	61.8	61.9	62.7	62.0	57.1
Top Speed [km/h]	60.2	62.0	62.5	62.9	63.2	63.5	59.9
Avg. Dist. to Rail [m]	5.2	0.9	0.9	1.2	3.5	10.7	9.9
Avg. Stride Freq. [Hz]	2.2	2.2	2.2	2.2	2.2	2.3	2.2
Avg. Stride Length [m]	5.4	7.5	7.2	7.2	7.2	7.3	7.4



[ ] Ranking at each section and finish  
-:-:- No data available at this section  
NA No data available