



RACINGSA

Thomas Farms Rc Murray Bridge-Professional-2025-09-17

Race 4: Fred Vella Tyre & Crash Repair Class One Handicap - 1200m

17 September 2025 - 3:15PM

Track Rating: Good 4, Weather: Overcast, Rail Position: +8m 1200m Chute, +10.5m

Remainder



Murray Bridge
Racing Club

Section

Field Times

							Overall	L1000	L800	L600	L400	L200		
							1:11.88 (0:14.88)	0:57.00 (0:10.81)	0:46.19 (0:11.44)	0:34.74 (0:11.63)	0:23.12 (0:11.30)	0:11.82 (0:11.82)		
Position	#	Horse/Jockey	Barrier	Top Speed [km/h]	Fastest Section	First 400m							Margin	Distance Travelled From Winner [m]
1	3	THREATENING	11	67.3	0:10.91	0:26.45	1:11.88	0:56.34 [13]	0:45.43 [11]	0:34.09 [11]	0:22.75 [9]	0:11.74 [2]	1:11.88	
		Todd Pannell		1200-1000	1000-800		(0:15.54)	(0:10.91)	(0:11.34)	(0:11.34)	(0:11.01)	(0:11.74)		
2	8	OMAHA DAWN	10	67.2	0:10.90	0:26.13	1:11.92	0:56.69 [8]	0:45.79 [7]	0:34.44 [6]	0:23.10 [2]	0:11.87 [1]	0.29L	+0
		Jason Holder		1200-1000	1000-800		(0:15.23)	(0:10.90)	(0:11.35)	(0:11.34)	(0:11.23)	(0:11.87)		
3	1	MURPH	7	67.4	0:11.00	0:26.26	1:12.06	0:56.80 [9]	0:45.80 [9]	0:34.34 [9]	0:22.94 [8]	0:11.85 [4]	1.27L	-5
		Connor Murtagh		1200-1000	1000-800		(0:15.26)	(0:11.00)	(0:11.46)	(0:11.40)	(0:11.09)	(0:11.85)		
4	2	OVER THE EDGE	3	66.9	0:10.90	0:25.95	1:12.20	0:57.15 [4]	0:46.25 [3]	0:34.83 [5]	0:23.24 [6]	0:11.89 [6]	2.21L	-4
		Kayla Crowther		1200-1000	1000-800		(0:15.05)	(0:10.90)	(0:11.42)	(0:11.59)	(0:11.35)	(0:11.89)		
5	6	COPPER BULLET	8	67.0	0:10.90	0:26.25	1:12.27	0:56.92 [11]	0:46.02 [8]	0:34.63 [8]	0:23.13 [10]	0:11.84 [8]	2.71L	-3
		Jake Toeroek		1200-1000	1000-800		(0:15.35)	(0:10.90)	(0:11.39)	(0:11.50)	(0:11.28)	(0:11.84)		
6	7	SIR MYKA	9	67.0	0:10.94	0:26.02	1:12.36	0:57.28 [5]	0:46.34 [5]	0:35.04 [3]	0:23.50 [3]	0:12.20 [3]	3.32L	-1
		Ben Price		1200-1000	1000-800		(0:15.08)	(0:10.94)	(0:11.30)	(0:11.54)	(0:11.30)	(0:12.20)		
7	10	NAVIGLI	1	67.2	0:11.03	0:25.96	1:12.38	0:57.45 [3]	0:46.42 [4]	0:35.05 [4]	0:23.47 [5]	0:12.00 [7]	3.46L	-6
		Anna Jordsjo		1200-1000	1000-800		(0:14.93)	(0:11.03)	(0:11.37)	(0:11.57)	(0:11.47)	(0:12.00)		
8	4	BROADBEACH MISS	4	67.3	0:10.89	0:25.78	1:12.44	0:57.55 [2]	0:46.66 [2]	0:35.28 [2]	0:23.68 [1]	0:12.18 [5]	3.89L	-3
		Jacob Opperman		1200-1000	1000-800		(0:14.89)	(0:10.89)	(0:11.38)	(0:11.60)	(0:11.50)	(0:12.18)		
9	11	TOGETHERFOREVER	5	67.5	0:10.87	0:26.05	1:12.62	0:57.44 [7]	0:46.57 [6]	0:35.13 [7]	0:23.56 [7]	0:12.10 [9]	5.08L	-2
		Zoe Lloyd		1200-1000	1000-800		(0:15.18)	(0:10.87)	(0:11.44)	(0:11.56)	(0:11.46)	(0:12.10)		
10	12	ELEANOR QUEEN	6	66.3	0:11.02	0:26.47	1:12.76	0:57.31 [12]	0:46.29 [12]	0:34.97 [10]	0:23.56 [11]	0:12.08 [10]	6.07L	-8
		Rochelle Milnes		1200-1000	1000-800		(0:15.45)	(0:11.02)	(0:11.32)	(0:11.41)	(0:11.48)	(0:12.08)		

Report Created: Wed 17 September 2025 16:03:26 GMT+10 (Note: Timing is based on positional data)

Page 1/16

[] Position in running at each section and finish
-:-:- No data available at this section
NA No data available
■ Background shading for fastest section

Saddle cloth number
DNF Did not finish
DNT Did not track

data processed by  TRIPLESDATA



Thomas Farms Rc Murray Bridge-Professional-2025-09-17

Race 4: Fred Vella Tyre & Crash Repair Class One Handicap - 1200m

17 September 2025 - 3:15PM

Track Rating: Good 4, Weather: Overcast, Rail Position: +8m 1200m Chute, +10.5m
Remainder



Section

Field Times

							Overall	L1000	L800	L600	L400	L200		
							1:11.88 (0:14.88)	0:57.00 (0:10.81)	0:46.19 (0:11.44)	0:34.74 (0:11.63)	0:23.12 (0:11.30)	0:11.82 (0:11.82)		
Position	#	Horse/Jockey	Barrier	Top Speed [km/h]	Fastest Section	First 400m							Margin	Distance Travelled From Winner [m]
11	9	SWISSTA	14	67.4	0:10.93	0:26.50	1:12.86	0:57.29 [14]	0:46.36 [13]	0:34.98 [12]	0:23.35 [12]	0:12.13 [12]	6.71L	-3
		Sairyn Fawke		1200-1000	1000-800		(0:15.56)	(0:10.93)	(0:11.38)	(0:11.63)	(0:11.22)	(0:12.13)		
12	5	ZOULAR	2	67.3	0:10.82	0:25.69	1:13.09	0:58.22 [1]	0:47.40 [1]	0:35.96 [1]	0:24.21 [4]	0:12.41 [11]	8.34L	-4
		Felicity Atkinson		1200-1000	1000-800		(0:14.87)	(0:10.82)	(0:11.44)	(0:11.75)	(0:11.80)	(0:12.41)		
13	14	SOFTLY BLACK	13	65.9	0:11.17	0:26.51	1:13.68	0:58.34 [10]	0:47.17 [14]	0:35.60 [14]	0:24.01 [13]	0:12.43 [13]	12.39L	+4
		Brooke King		1200-1000	1000-800		(0:15.34)	(0:11.17)	(0:11.56)	(0:11.59)	(0:11.57)	(0:12.43)		
14	13	LACHLAN CASTLE	12	65.0	0:11.16	0:26.27	1:14.42	0:59.31 [6]	0:48.15 [10]	0:36.45 [13]	0:24.62 [14]	0:12.71 [14]	17.39L	+0
		Isaac Sit		1200-1000	1000-800		(0:15.11)	(0:11.16)	(0:11.70)	(0:11.83)	(0:11.91)	(0:12.71)		

Horse/Jockey Name	THREATENING/Todd Pannell
Finish Rank	1
Fastest Section Time (Section)	0:10.91 (L1000)
Top Speed [km/h] (Section)	67.3 (Overall)
Race State	Finished



Thomas Farms Rc Murray Bridge-
Professional-2025-09-17

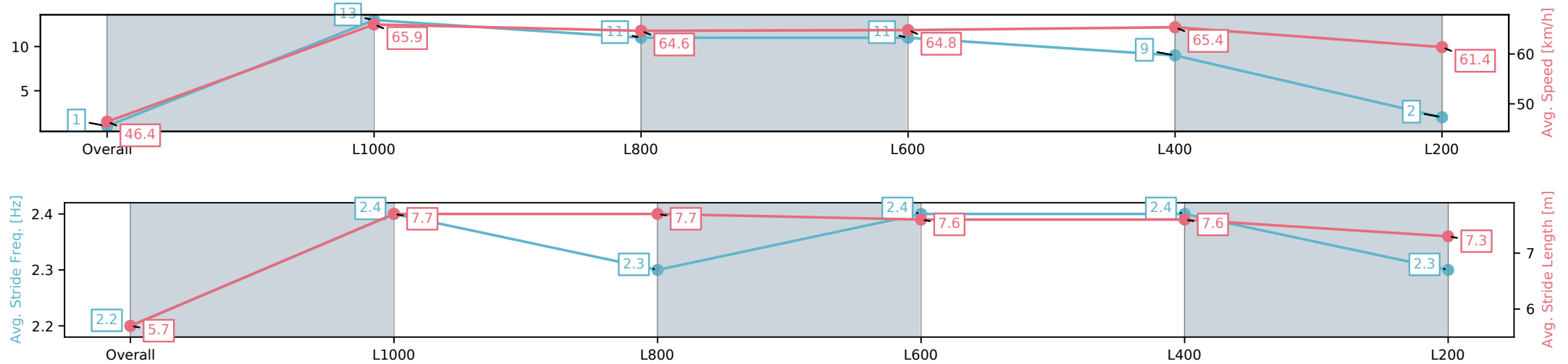
Race 4: Fred Vella Tyre & Crash Repair Class One Handicap
- 1200m

17 September 2025 - 3:15PM

Track Rating: Good 4, Weather: Overcast, Rail Position: +8m 1200m
Chute, +10.5m Remainder



Section	Overall	L1000	L800	L600	L400	L200
Section Times	1:11.88[1] (0:15.54)	0:56.34[13] (0:10.91)	0:45.43[11] (0:11.34)	0:34.09[11] (0:11.34)	0:22.75[9] (0:11.01)	0:11.74[2] (0:11.74)
Average Speed [km/h]	46.4	65.9	64.6	64.8	65.4	61.4
Top Speed [km/h]	65.1	67.3	66.2	65.9	66.6	64.8
Avg. Dist. to Rail [m]	8.3	1.7	5.0	4.8	7.3	8.4
Avg. Stride Freq. [Hz]	2.2	2.4	2.3	2.4	2.4	2.3
Avg. Stride Length [m]	5.7	7.7	7.7	7.6	7.6	7.3



[] Ranking at each section and finish
-:-:- No data available at this section
NA No data available

Horse/Jockey Name	OMAHA DAWN/Jason Holder
Finish Rank	2
Fastest Section Time (Section)	0:10.90 (L1000)
Top Speed [km/h] (Section)	67.2 (Overall)
Race State	Finished



Thomas Farms Rc Murray Bridge-
Professional-2025-09-17

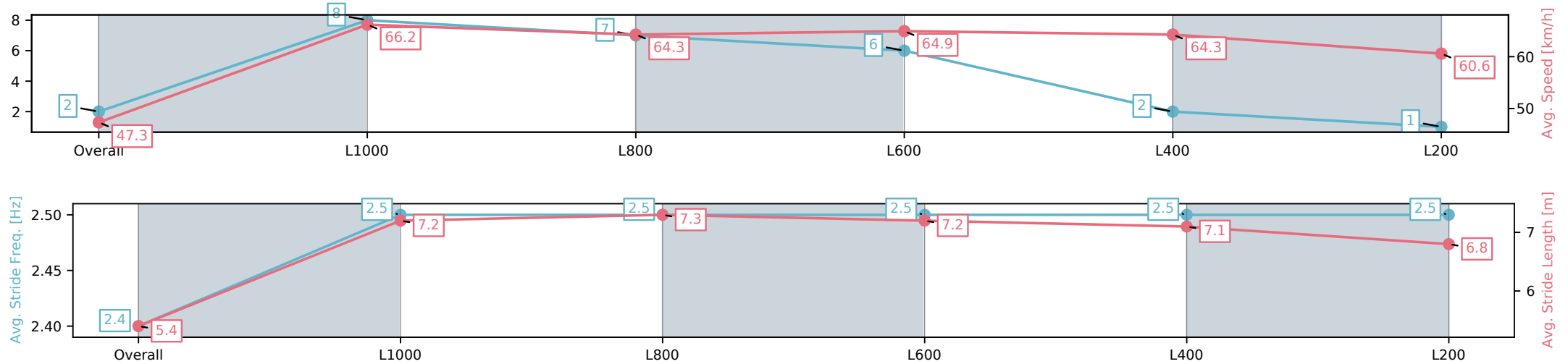
Race 4: Fred Vella Tyre & Crash Repair Class One Handicap
- 1200m

17 September 2025 - 3:15PM

Track Rating: Good 4, Weather: Overcast, Rail Position: +8m 1200m
Chute, +10.5m Remainder



Section	Overall	L1000	L800	L600	L400	L200
Section Times	1:11.92[2] (0:15.23)	0:56.69[8] (0:10.90)	0:45.79[7] (0:11.35)	0:34.44[6] (0:11.34)	0:23.10[2] (0:11.23)	0:11.87[1] (0:11.87)
Average Speed [km/h]	47.3	66.2	64.3	64.9	64.3	60.6
Top Speed [km/h]	64.9	67.2	66.6	65.5	65.9	63.1
Avg. Dist. to Rail [m]	7.1	1.4	5.1	5.5	10.7	11.7
Avg. Stride Freq. [Hz]	2.4	2.5	2.5	2.5	2.5	2.5
Avg. Stride Length [m]	5.4	7.2	7.3	7.2	7.1	6.8



[] Ranking at each section and finish
-:-:- No data available at this section
NA No data available

Horse/Jockey Name	MURPH/Connor Murtagh
Finish Rank	3
Fastest Section Time (Section)	0:11.00 (L1000)
Top Speed [km/h] (Section)	67.4 (Overall)
Race State	Finished



Thomas Farms Rc Murray Bridge-
Professional-2025-09-17

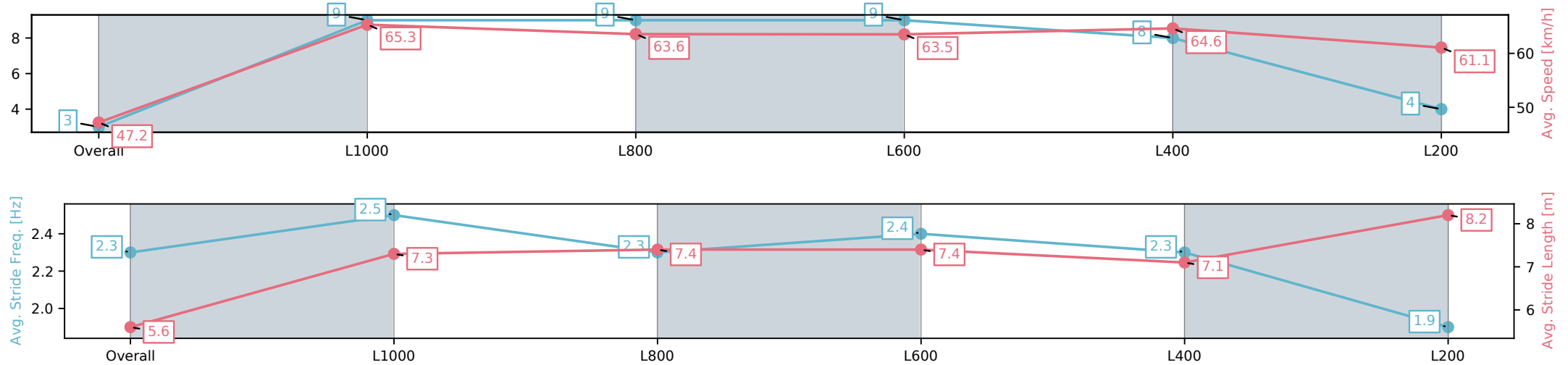
Race 4: Fred Vella Tyre & Crash Repair Class One Handicap
- 1200m

17 September 2025 - 3:15PM

Track Rating: Good 4, Weather: Overcast, Rail Position: +8m 1200m
Chute, +10.5m Remainder



Section	Overall	L1000	L800	L600	L400	L200
Section Times	1:12.06[3] (0:15.26)	0:56.80[9] (0:11.00)	0:45.80[9] (0:11.46)	0:34.34[9] (0:11.40)	0:22.94[8] (0:11.09)	0:11.85[4] (0:11.85)
Average Speed [km/h]	47.2	65.3	63.6	63.5	64.6	61.1
Top Speed [km/h]	65.8	67.4	65.1	64.6	65.9	63.5
Avg. Dist. to Rail [m]	5.6	0.5	3.1	2.0	3.3	3.1
Avg. Stride Freq. [Hz]	2.3	2.5	2.3	2.4	2.3	1.9
Avg. Stride Length [m]	5.6	7.3	7.4	7.4	7.1	8.2



[] Ranking at each section and finish
-:-:- No data available at this section
NA No data available

Horse/Jockey Name	OVER THE EDGE/Kayla Crowther
Finish Rank	4
Fastest Section Time (Section)	0:10.90 (L1000)
Top Speed [km/h] (Section)	66.9 (Overall)
Race State	Finished



Thomas Farms Rc Murray Bridge-
Professional-2025-09-17

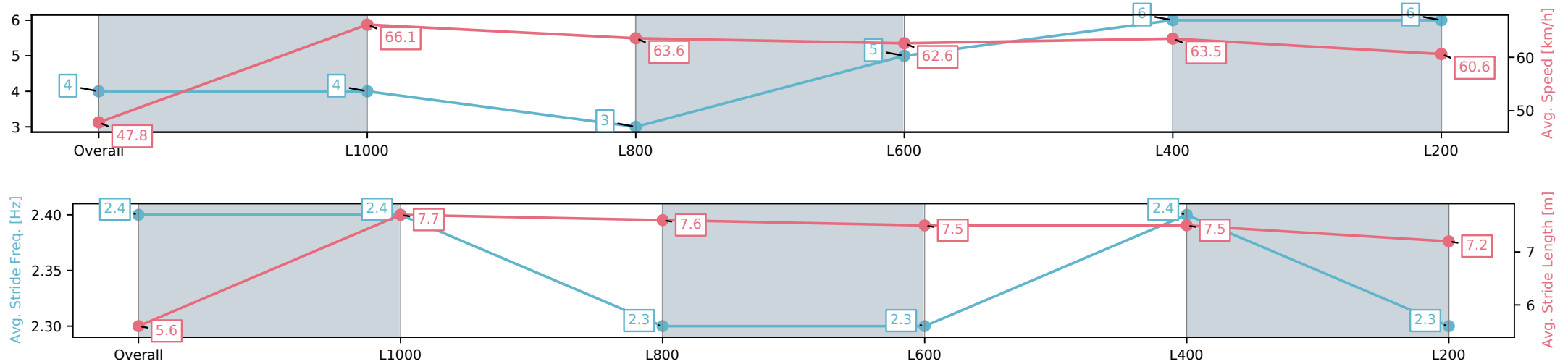
Race 4: Fred Vella Tyre & Crash Repair Class One Handicap
- 1200m

17 September 2025 - 3:15PM

Track Rating: Good 4, Weather: Overcast, Rail Position: +8m 1200m
Chute, +10.5m Remainder



Section	Overall	L1000	L800	L600	L400	L200
Section Times	1:12.20[4] (0:15.05)	0:57.15[4] (0:10.90)	0:46.25[3] (0:11.42)	0:34.83[5] (0:11.59)	0:23.24[6] (0:11.35)	0:11.89[6] (0:11.89)
Average Speed [km/h]	47.8	66.1	63.6	62.6	63.5	60.6
Top Speed [km/h]	66.9	66.9	65.8	63.5	64.5	62.7
Avg. Dist. to Rail [m]	3.5	0.6	2.9	2.1	4.1	4.4
Avg. Stride Freq. [Hz]	2.4	2.4	2.3	2.3	2.4	2.3
Avg. Stride Length [m]	5.6	7.7	7.6	7.5	7.5	7.2



[] Ranking at each section and finish
-:-:- No data available at this section
NA No data available

Horse/Jockey Name	COPPER BULLET/Jake Toeroek
Finish Rank	5
Fastest Section Time (Section)	0:10.90 (L1000)
Top Speed [km/h] (Section)	67.0 (Overall)
Race State	Finished



Thomas Farms Rc Murray Bridge-
Professional-2025-09-17

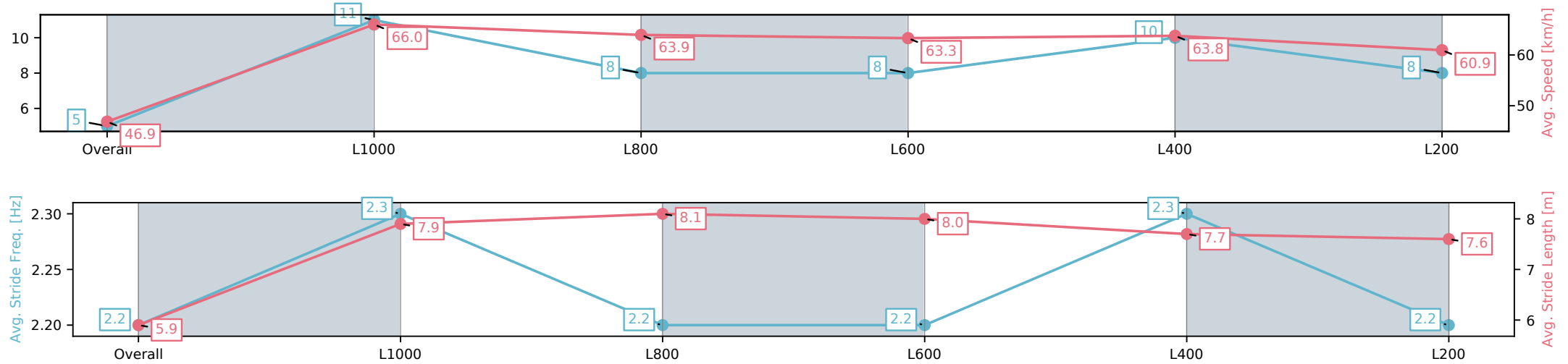
Race 4: Fred Vella Tyre & Crash Repair Class One Handicap
- 1200m

17 September 2025 - 3:15PM

Track Rating: Good 4, Weather: Overcast, Rail Position: +8m 1200m
Chute, +10.5m Remainder



Section	Overall	L1000	L800	L600	L400	L200
Section Times	1:12.27[5] (0:15.35)	0:56.92[11] (0:10.90)	0:46.02[8] (0:11.39)	0:34.63[8] (0:11.50)	0:23.13[10] (0:11.28)	0:11.84[8] (0:11.84)
Average Speed [km/h]	46.9	66.0	63.9	63.3	63.8	60.9
Top Speed [km/h]	67.0	67.0	66.5	64.3	64.7	62.6
Avg. Dist. to Rail [m]	5.4	0.6	3.2	2.9	6.6	9.1
Avg. Stride Freq. [Hz]	2.2	2.3	2.2	2.2	2.3	2.2
Avg. Stride Length [m]	5.9	7.9	8.1	8.0	7.7	7.6



[] Ranking at each section and finish
-:-:- No data available at this section
NA No data available

Horse/Jockey Name	SIR MYKA/Ben Price
Finish Rank	6
Fastest Section Time (Section)	0:10.94 (L1000)
Top Speed [km/h] (Section)	67.0 (Overall)
Race State	Finished



Thomas Farms Rc Murray Bridge-
Professional-2025-09-17

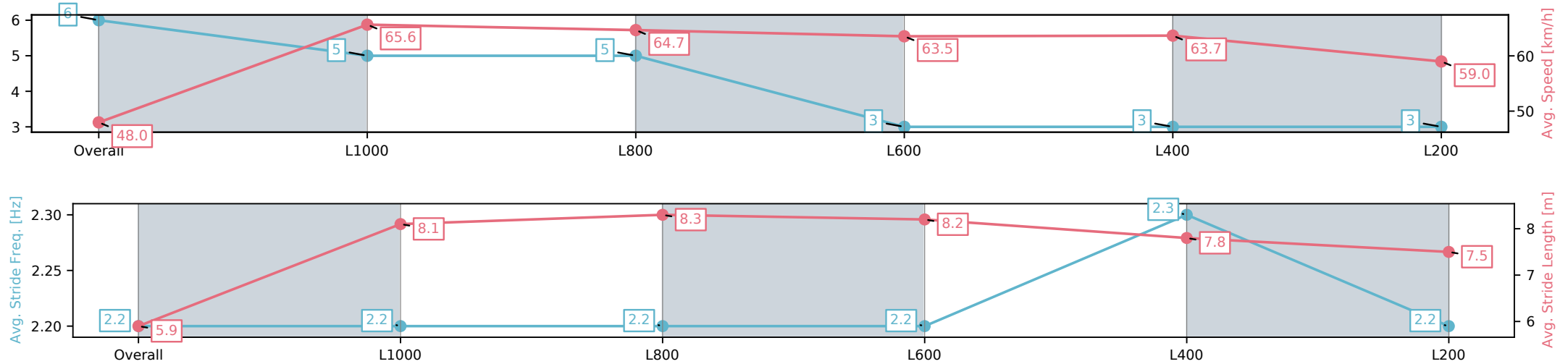
Race 4: Fred Vella Tyre & Crash Repair Class One Handicap
- 1200m

17 September 2025 - 3:15PM

Track Rating: Good 4, Weather: Overcast, Rail Position: +8m 1200m
Chute, +10.5m Remainder



Section	Overall	L1000	L800	L600	L400	L200
Section Times	1:12.36[6] (0:15.08)	0:57.28[5] (0:10.94)	0:46.34[5] (0:11.30)	0:35.04[3] (0:11.54)	0:23.50[3] (0:11.30)	0:12.20[3] (0:12.20)
Average Speed [km/h]	48.0	65.6	64.7	63.5	63.7	59.0
Top Speed [km/h]	67.0	66.7	66.0	64.4	65.3	61.6
Avg. Dist. to Rail [m]	6.3	1.3	4.3	4.2	7.0	7.0
Avg. Stride Freq. [Hz]	2.2	2.2	2.2	2.2	2.3	2.2
Avg. Stride Length [m]	5.9	8.1	8.3	8.2	7.8	7.5



[] Ranking at each section and finish
-:-:- No data available at this section
NA No data available

Horse/Jockey Name	NAVIGLI/Anna Jordsjo
Finish Rank	7
Fastest Section Time (Section)	0:11.03 (L1000)
Top Speed [km/h] (Section)	67.2 (Overall)
Race State	Finished



Thomas Farms Rc Murray Bridge-
Professional-2025-09-17

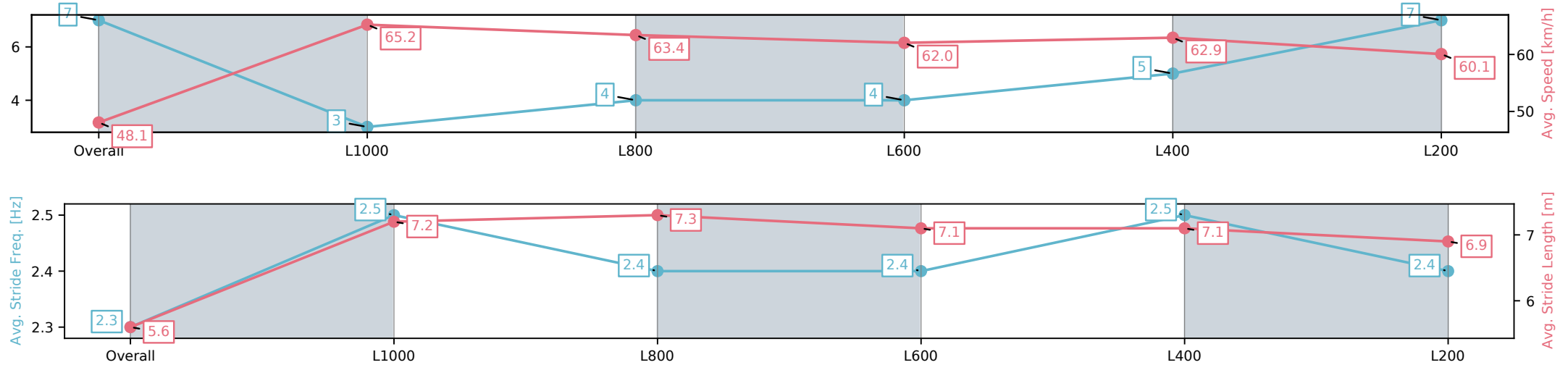
Race 4: Fred Vella Tyre & Crash Repair Class One Handicap
- 1200m

17 September 2025 - 3:15PM

Track Rating: Good 4, Weather: Overcast, Rail Position: +8m 1200m
Chute, +10.5m Remainder



Section	Overall	L1000	L800	L600	L400	L200
Section Times	1:12.38[7] (0:14.93)	0:57.45[3] (0:11.03)	0:46.42[4] (0:11.37)	0:35.05[4] (0:11.57)	0:23.47[5] (0:11.47)	0:12.00[7] (0:12.00)
Average Speed [km/h]	48.1	65.2	63.4	62.0	62.9	60.1
Top Speed [km/h]	67.2	66.4	65.8	62.6	64.2	62.4
Avg. Dist. to Rail [m]	5.0	2.6	0.6	0.5	1.5	2.1
Avg. Stride Freq. [Hz]	2.3	2.5	2.4	2.4	2.5	2.4
Avg. Stride Length [m]	5.6	7.2	7.3	7.1	7.1	6.9



[] Ranking at each section and finish
-:-:- No data available at this section
NA No data available

Horse/Jockey Name	BROADBEACH MISS/Jacob Opperman
Finish Rank	8
Fastest Section Time (Section)	0:10.89 (L1000)
Top Speed [km/h] (Section)	67.3 (Overall)
Race State	Finished



Thomas Farms Rc Murray Bridge-
Professional-2025-09-17

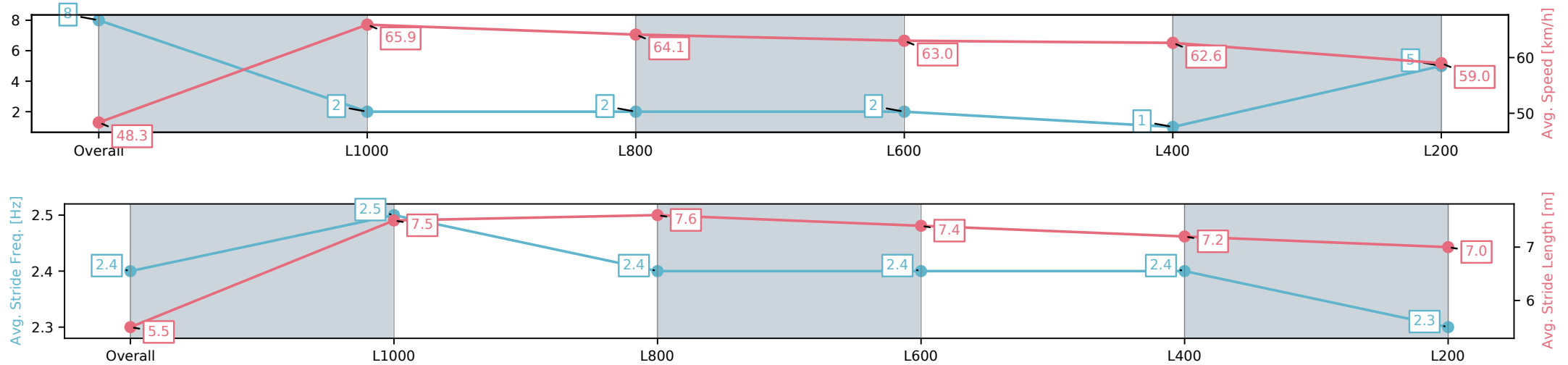
Race 4: Fred Vella Tyre & Crash Repair Class One Handicap
- 1200m

17 September 2025 - 3:15PM

Track Rating: Good 4, Weather: Overcast, Rail Position: +8m 1200m
Chute, +10.5m Remainder



Section	Overall	L1000	L800	L600	L400	L200
Section Times	1:12.44[8] (0:14.89)	0:57.55[2] (0:10.89)	0:46.66[2] (0:11.38)	0:35.28[2] (0:11.60)	0:23.68[1] (0:11.50)	0:12.18[5] (0:12.18)
Average Speed [km/h]	48.3	65.9	64.1	63.0	62.6	59.0
Top Speed [km/h]	66.9	67.3	65.5	64.4	64.1	61.4
Avg. Dist. to Rail [m]	3.9	0.5	3.3	3.7	5.3	4.8
Avg. Stride Freq. [Hz]	2.4	2.5	2.4	2.4	2.4	2.3
Avg. Stride Length [m]	5.5	7.5	7.6	7.4	7.2	7.0



[] Ranking at each section and finish
-:-:- No data available at this section
NA No data available

Horse/Jockey Name	TOGETHERFOREVER/Zoe Lloyd
Finish Rank	9
Fastest Section Time (Section)	0:10.87 (L1000)
Top Speed [km/h] (Section)	67.5 (Overall)
Race State	Finished



Thomas Farms Rc Murray Bridge-
Professional-2025-09-17

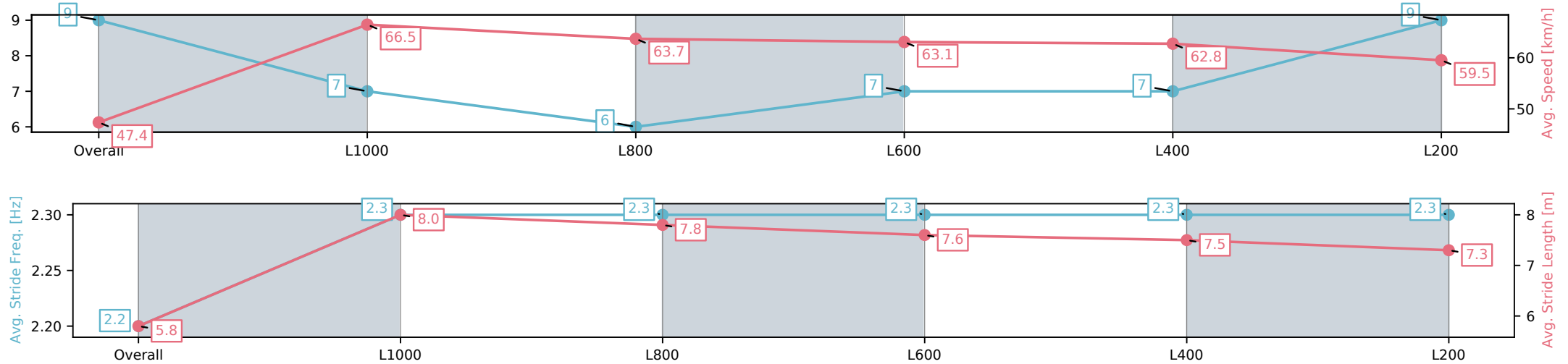
Race 4: Fred Vella Tyre & Crash Repair Class One Handicap
- 1200m

17 September 2025 - 3:15PM

Track Rating: Good 4, Weather: Overcast, Rail Position: +8m 1200m
Chute, +10.5m Remainder



Section	Overall	L1000	L800	L600	L400	L200
Section Times	1:12.62[9] (0:15.18)	0:57.44[7] (0:10.87)	0:46.57[6] (0:11.44)	0:35.13[7] (0:11.56)	0:23.56[7] (0:11.46)	0:12.10[9] (0:12.10)
Average Speed [km/h]	47.4	66.5	63.7	63.1	62.8	59.5
Top Speed [km/h]	67.1	67.5	65.9	63.7	64.0	61.9
Avg. Dist. to Rail [m]	6.0	1.2	4.1	3.7	6.6	9.5
Avg. Stride Freq. [Hz]	2.2	2.3	2.3	2.3	2.3	2.3
Avg. Stride Length [m]	5.8	8.0	7.8	7.6	7.5	7.3



[] Ranking at each section and finish
-:-:- No data available at this section
NA No data available

Horse/Jockey Name	ELEANOR QUEEN/Rochelle Milnes
Finish Rank	10
Fastest Section Time (Section)	0:11.02 (L1000)
Top Speed [km/h] (Section)	66.3 (Overall)
Race State	Finished



Thomas Farms Rc Murray Bridge-
Professional-2025-09-17

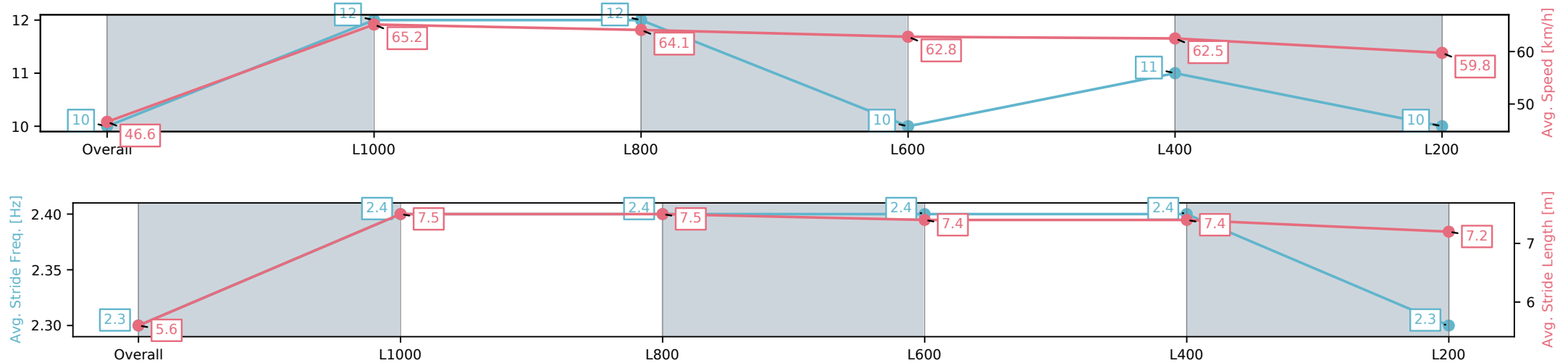
Race 4: Fred Vella Tyre & Crash Repair Class One Handicap
- 1200m

17 September 2025 - 3:15PM

Track Rating: Good 4, Weather: Overcast, Rail Position: +8m 1200m
Chute, +10.5m Remainder



Section	Overall	L1000	L800	L600	L400	L200
Section Times	1:12.76[10] (0:15.45)	0:57.31[12] (0:11.02)	0:46.29[12] (0:11.32)	0:34.97[10] (0:11.41)	0:23.56[11] (0:11.48)	0:12.08[10] (0:12.08)
Average Speed [km/h]	46.6	65.2	64.1	62.8	62.5	59.8
Top Speed [km/h]	66.2	66.3	65.2	64.5	64.9	61.4
Avg. Dist. to Rail [m]	4.6	2.9	1.1	0.9	0.4	0.8
Avg. Stride Freq. [Hz]	2.3	2.4	2.4	2.4	2.4	2.3
Avg. Stride Length [m]	5.6	7.5	7.5	7.4	7.4	7.2



[] Ranking at each section and finish
-:-:- No data available at this section
NA No data available

Horse/Jockey Name	SWISSTA/Sairyn Fawke
Finish Rank	11
Fastest Section Time (Section)	0:10.93 (L1000)
Top Speed [km/h] (Section)	67.4 (Overall)
Race State	Finished



Thomas Farms Rc Murray Bridge-
Professional-2025-09-17

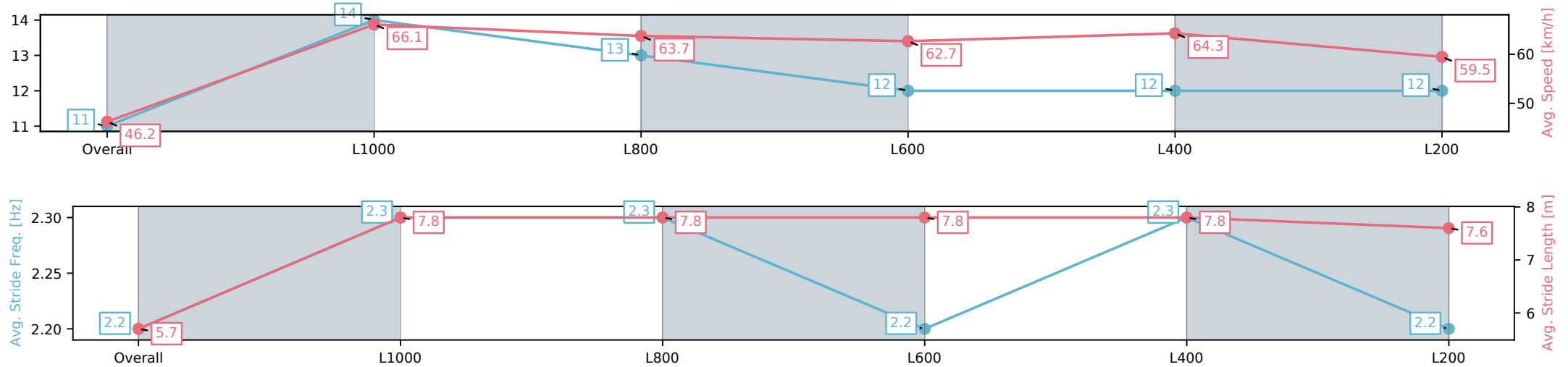
Race 4: Fred Vella Tyre & Crash Repair Class One Handicap
- 1200m

17 September 2025 - 3:15PM

Track Rating: Good 4, Weather: Overcast, Rail Position: +8m 1200m
Chute, +10.5m Remainder



Section	Overall	L1000	L800	L600	L400	L200
Section Times	1:12.86[11] (0:15.56)	0:57.29[14] (0:10.93)	0:46.36[13] (0:11.38)	0:34.98[12] (0:11.63)	0:23.35[12] (0:11.22)	0:12.13[12] (0:12.13)
Average Speed [km/h]	46.2	66.1	63.7	62.7	64.3	59.5
Top Speed [km/h]	67.4	67.4	65.4	64.0	66.1	61.7
Avg. Dist. to Rail [m]	7.1	0.6	3.1	3.4	8.0	8.6
Avg. Stride Freq. [Hz]	2.2	2.3	2.3	2.2	2.3	2.2
Avg. Stride Length [m]	5.7	7.8	7.8	7.8	7.8	7.6



[] Ranking at each section and finish
-:-:- No data available at this section
NA No data available

Horse/Jockey Name	ZOULAR/Felicity Atkinson
Finish Rank	12
Fastest Section Time (Section)	0:10.82 (L1000)
Top Speed [km/h] (Section)	67.3 (Overall)
Race State	Finished



Thomas Farms Rc Murray Bridge-
Professional-2025-09-17

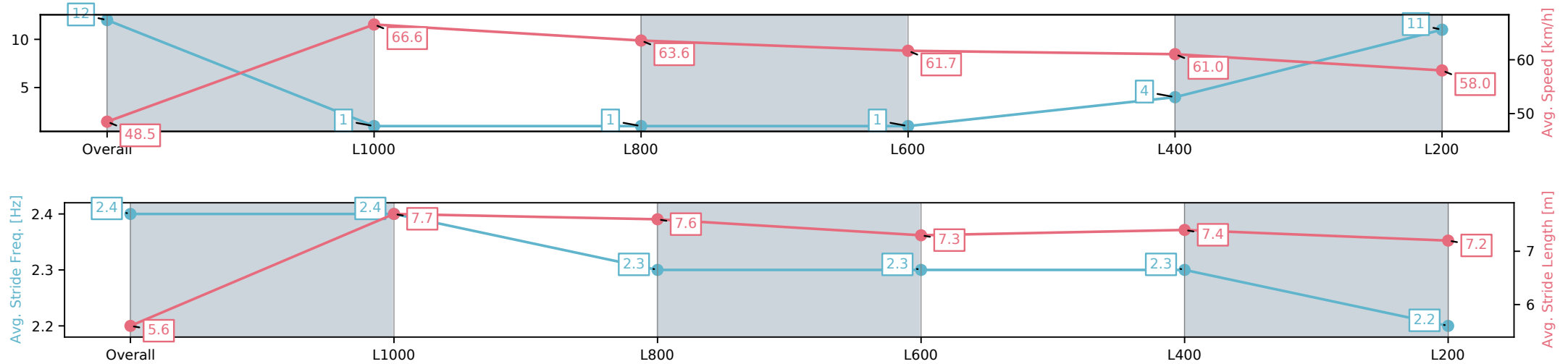
Race 4: Fred Vella Tyre & Crash Repair Class One Handicap
- 1200m

17 September 2025 - 3:15PM

Track Rating: Good 4, Weather: Overcast, Rail Position: +8m 1200m
Chute, +10.5m Remainder



Section	Overall	L1000	L800	L600	L400	L200
Section Times	1:13.09[12] (0:14.87)	0:58.22[1] (0:10.82)	0:47.40[1] (0:11.44)	0:35.96[1] (0:11.75)	0:24.21[4] (0:11.80)	0:12.41[11] (0:12.41)
Average Speed [km/h]	48.5	66.6	63.6	61.7	61.0	58.0
Top Speed [km/h]	67.3	67.3	65.8	63.7	63.2	60.1
Avg. Dist. to Rail [m]	3.5	0.8	2.8	2.4	6.2	9.3
Avg. Stride Freq. [Hz]	2.4	2.4	2.3	2.3	2.3	2.2
Avg. Stride Length [m]	5.6	7.7	7.6	7.3	7.4	7.2



[] Ranking at each section and finish
-:-:- No data available at this section
NA No data available

Horse/Jockey Name	SOFTLY BLACK/Brooke King
Finish Rank	13
Fastest Section Time (Section)	0:11.17 (L1000)
Top Speed [km/h] (Section)	65.9 (Overall)
Race State	Finished



Thomas Farms Rc Murray Bridge-
Professional-2025-09-17

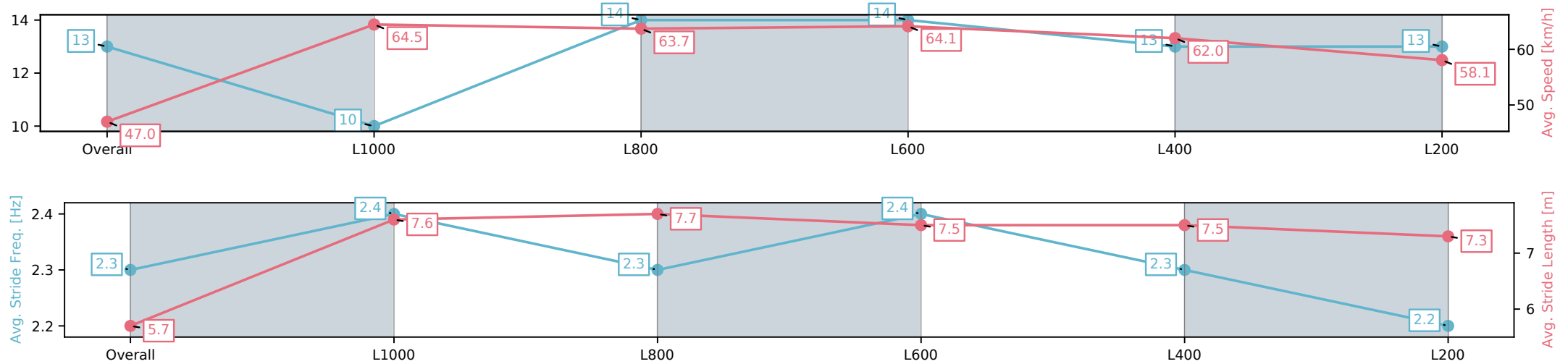
Race 4: Fred Vella Tyre & Crash Repair Class One Handicap
- 1200m

17 September 2025 - 3:15PM

Track Rating: Good 4, Weather: Overcast, Rail Position: +8m 1200m
Chute, +10.5m Remainder



Section	Overall	L1000	L800	L600	L400	L200
Section Times	1:13.68[13] (0:15.34)	0:58.34[10] (0:11.17)	0:47.17[14] (0:11.56)	0:35.60[14] (0:11.59)	0:24.01[13] (0:11.57)	0:12.43[13] (0:12.43)
Average Speed [km/h]	47.0	64.5	63.7	64.1	62.0	58.1
Top Speed [km/h]	63.4	65.9	65.5	65.3	64.3	60.2
Avg. Dist. to Rail [m]	11.6	3.5	6.8	7.6	11.2	10.1
Avg. Stride Freq. [Hz]	2.3	2.4	2.3	2.4	2.3	2.2
Avg. Stride Length [m]	5.7	7.6	7.7	7.5	7.5	7.3



[] Ranking at each section and finish
-:-:- No data available at this section
NA No data available

Horse/Jockey Name	LACHLAN CASTLE/Isaac Sit
Finish Rank	14
Fastest Section Time (Section)	0:11.16 (L1000)
Top Speed [km/h] (Section)	65.0 (Overall)
Race State	Finished



Thomas Farms Rc Murray Bridge-
Professional-2025-09-17

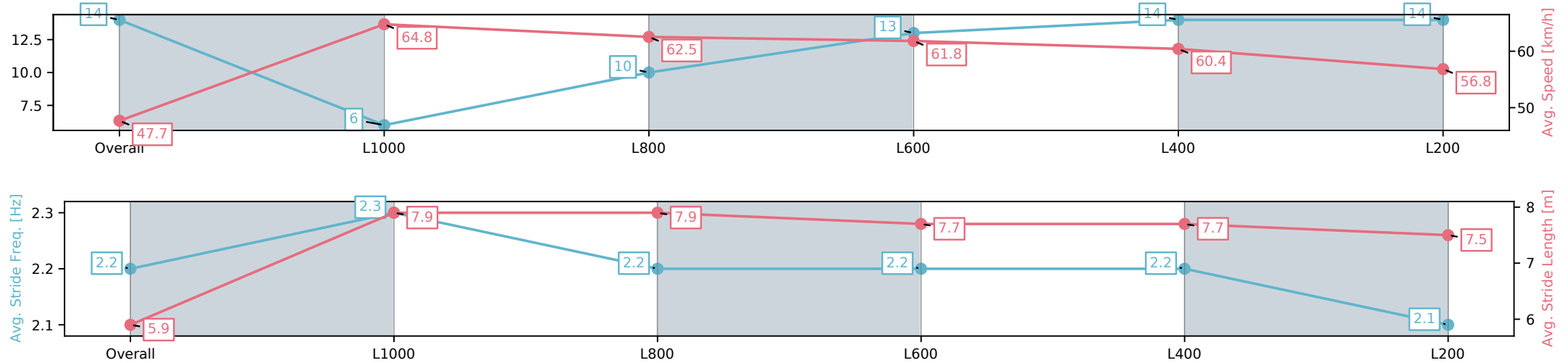
Race 4: Fred Vella Tyre & Crash Repair Class One Handicap
- 1200m

17 September 2025 - 3:15PM

Track Rating: Good 4, Weather: Overcast, Rail Position: +8m 1200m
Chute, +10.5m Remainder



Section	Overall	L1000	L800	L600	L400	L200
Section Times	1:14.42[14] (0:15.11)	0:59.31[6] (0:11.16)	0:48.15[10] (0:11.70)	0:36.45[13] (0:11.83)	0:24.62[14] (0:11.91)	0:12.71[14] (0:12.71)
Average Speed [km/h]	47.7	64.8	62.5	61.8	60.4	56.8
Top Speed [km/h]	65.0	64.9	64.8	62.4	62.6	58.6
Avg. Dist. to Rail [m]	9.5	2.4	5.0	4.6	7.7	7.6
Avg. Stride Freq. [Hz]	2.2	2.3	2.2	2.2	2.2	2.1
Avg. Stride Length [m]	5.9	7.9	7.9	7.7	7.7	7.5



[] Ranking at each section and finish
-:-:- No data available at this section
NA No data available