



# Thomas Farms Rc Murray Bridge-Professional-2025-09-17

## Race 3: Thomas Farms Benchmark 56 Handicap - 900m

17 September 2025 - 2:40PM

Track Rating: Good 4, Weather: Overcast, Rail Position: +8m 1200m Chute, +10.5m  
Remainder



### Section

### Field Times

Overall

0:52.46

(0:08.74)

L800

0:43.72

(0:10.69)

L600

0:33.03

(0:10.74)

L400

0:22.28

(0:10.81)

L200

0:11.47

(0:11.47)

Position	#	Horse/Jockey	Barrier	Top Speed [km/h]	Fastest Section	First 400m	Overall	L800	L600	L400	L200	Margin	Distance Travelled From Winner [m]
1	7	REFRESHING	9	69.9	0:10.68	0:24.79	0:52.46	0:43.71 [2]	0:33.03 [2]	0:22.29 [1]	0:11.47 [1]	0:52.46	
		Rochelle Milnes		1000-800	800-600		(0:08.75)	(0:10.68)	(0:10.74)	(0:10.82)	(0:11.47)		
2	8	REINE OF NINE	5	70.9	0:10.40	0:25.65	0:52.46	0:43.21 [10]	0:32.10 [10]	0:21.49 [10]	0:11.09 [6]	0.04L	-1
		Jake Toeroek		600-400	400-200		(0:09.25)	(0:11.11)	(0:10.61)	(0:10.40)	(0:11.09)		
3	10	RICH LADY	4	69.8	0:10.46	0:25.43	0:52.49	0:43.35 [8]	0:32.35 [8]	0:21.67 [8]	0:11.21 [4]	0.2L	-1
		Todd Pannell		600-400	400-200		(0:09.14)	(0:11.00)	(0:10.68)	(0:10.46)	(0:11.21)		
4	3	ROCKTAGON	10	71.2	0:10.39	0:25.65	0:52.51	0:43.19 [11]	0:32.14 [11]	0:21.52 [11]	0:11.13 [7]	0.36L	+4
		Jacob Opperman		600-400	400-200		(0:09.32)	(0:11.05)	(0:10.62)	(0:10.39)	(0:11.13)		
5	5	KING RAMSIS	2	69.8	0:10.73	0:25.02	0:52.62	0:43.78 [3]	0:32.90 [3]	0:22.11 [3]	0:11.38 [3]	1.05L	+0
		Ben Price		600-400	400-200		(0:08.84)	(0:10.88)	(0:10.79)	(0:10.73)	(0:11.38)		
6	4	ROYAL TRAPEZE	3	69.5	0:10.67	0:25.24	0:52.69	0:43.74 [6]	0:32.79 [5]	0:21.99 [4]	0:11.32 [5]	1.48L	+1
		Sairyn Fawke		1000-800	400-200		(0:08.95)	(0:10.95)	(0:10.80)	(0:10.67)	(0:11.32)		
7	9	DE LUCA	11	69.6	0:10.49	0:25.48	0:52.78	0:43.58 [9]	0:32.62 [9]	0:21.89 [9]	0:11.40 [8]	2.05L	+2
		Alana Livesey		600-400	400-200		(0:09.20)	(0:10.96)	(0:10.73)	(0:10.49)	(0:11.40)		
8	1	AMBELLO	7	69.1	0:10.62	0:25.43	0:52.86	0:43.92 [5]	0:32.86 [7]	0:22.05 [7]	0:11.43 [9]	2.63L	+3
		Alysha Warren		800-600	400-200		(0:08.94)	(0:11.06)	(0:10.81)	(0:10.62)	(0:11.43)		
9	2	BENTLEY BROOK	8	70.1	0:10.69	0:24.69	0:52.95	0:44.21 [1]	0:33.52 [1]	0:22.76 [2]	0:11.89 [2]	3.2L	+0
		Jason Holder		1000-800	800-600		(0:08.74)	(0:10.69)	(0:10.76)	(0:10.87)	(0:11.89)		
10	6	MIDNIGHT POKER	6	68.7	0:10.69	0:25.17	0:53.03	0:44.16 [4]	0:33.22 [4]	0:22.29 [5]	0:11.60 [10]	3.67L	+2
		Isaac Sit		1000-800	400-200		(0:08.87)	(0:10.94)	(0:10.93)	(0:10.69)	(0:11.60)		



Thomas Farms Rc Murray Bridge-Professional-2025-09-17  
Race 3: Thomas Farms Benchmark 56 Handicap - 900m  
17 September 2025 - 2:40PM



Track Rating: Good 4, Weather: Overcast, Rail Position: +8m 1200m Chute, +10.5m  
Remainder

Section Field Times							Overall	L800	L600	L400	L200
							0:52.46	0:43.72	0:33.03	0:22.28	0:11.47
							(0:08.74)	(0:10.69)	(0:10.74)	(0:10.81)	(0:11.47)

Position	#	Horse/Jockey	Barrier	Top Speed [km/h]	Fastest Section	First 400m						Margin	Distance Travelled From Winner [m]
11	11	STRIP CLUB	1	67.7	0:10.88	0:25.24	0:54.38	0:45.41 [7]	0:34.46 [6]	0:23.58 [6]	0:12.36 [11]	12.43L	-3
		Zoe Lloyd		800-600	600-400		(0:08.97)	(0:10.95)	(0:10.88)	(0:11.22)	(0:12.36)		

Horse/Jockey Name	REFRESHING/Rochelle Milnes
Finish Rank	1
Fastest Section Time (Section)	0:10.68 (L800)
Top Speed [km/h] (Section)	69.9 (Overall)
Race State	Finished



Thomas Farms Rc Murray Bridge-  
Professional-2025-09-17

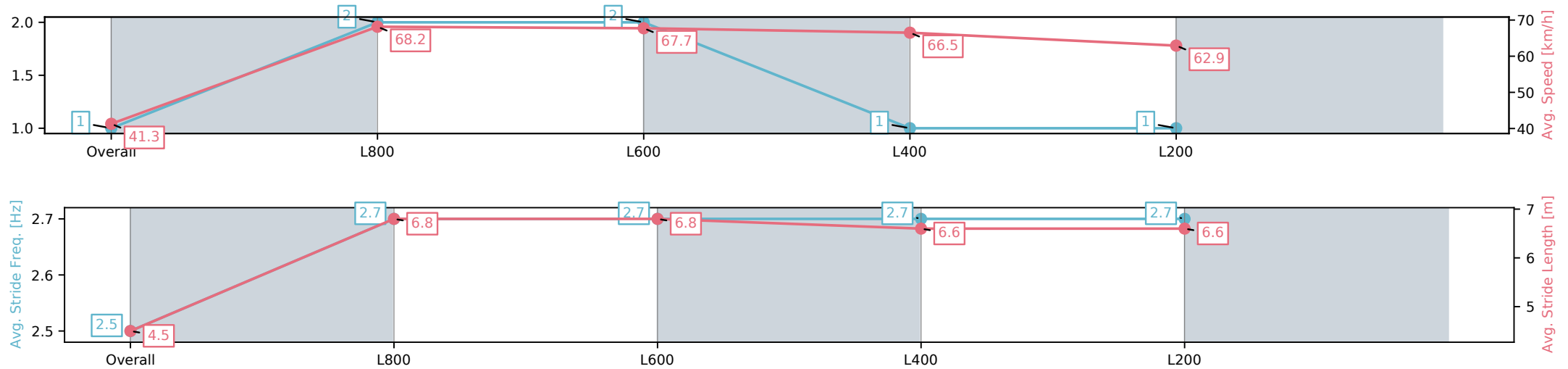
Race 3: Thomas Farms Benchmark 56 Handicap - 900m

17 September 2025 - 2:40PM

Track Rating: Good 4, Weather: Overcast, Rail Position: +8m 1200m  
Chute, +10.5m Remainder



Section	Overall	L800	L600	L400	L200
Section Times	0:52.46[1] (0:08.75)	0:43.71[2] (0:10.68)	0:33.03[2] (0:10.74)	0:22.29[1] (0:10.82)	0:11.47[1] (0:11.47)
Average Speed [km/h]	41.3	68.2	67.7	66.5	62.9
Top Speed [km/h]	64.7	69.9	68.7	67.5	65.7
Avg. Dist. to Rail [m]	8.2	4.7	2.9	4.8	5.4
Avg. Stride Freq. [Hz]	2.5	2.7	2.7	2.7	2.7
Avg. Stride Length [m]	4.5	6.8	6.8	6.6	6.6



[ ] Ranking at each section and finish  
 -:-:- No data available at this section  
 NA No data available

Horse/Jockey Name	REINE OF NINE/Jake Toeroek
Finish Rank	2
Fastest Section Time (Section)	0:10.40 (L400)
Top Speed [km/h] (Section)	70.9 (L600)
Race State	Finished



Thomas Farms Rc Murray Bridge-  
Professional-2025-09-17

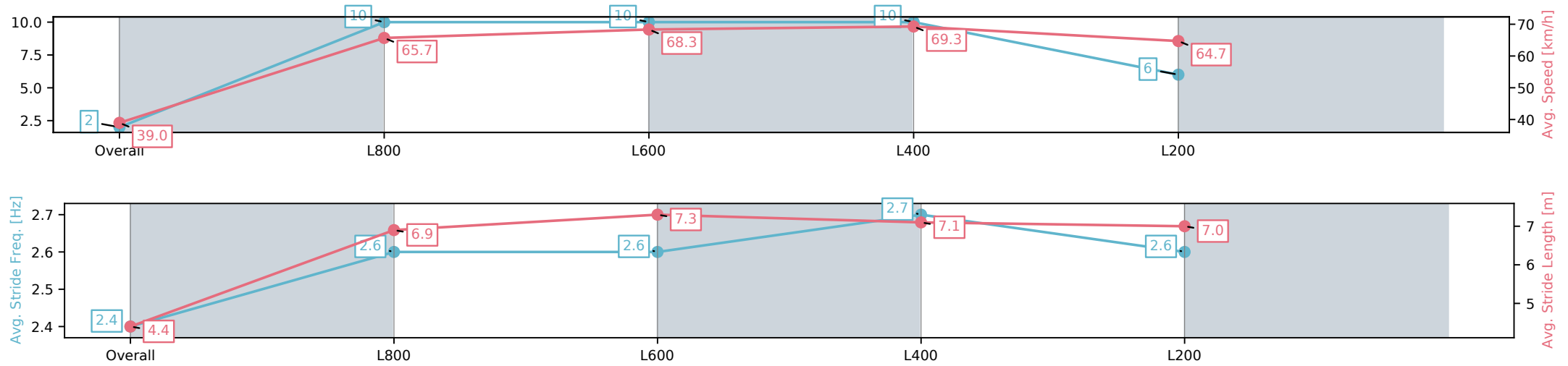
Race 3: Thomas Farms Benchmark 56 Handicap - 900m

17 September 2025 - 2:40PM

Track Rating: Good 4, Weather: Overcast, Rail Position: +8m 1200m  
Chute, +10.5m Remainder



Section	Overall	L800	L600	L400	L200
Section Times	0:52.46[2] (0:09.25)	0:43.21[10] (0:11.11)	0:32.10[10] (0:10.61)	0:21.49[10] (0:10.40)	0:11.09[6] (0:11.09)
Average Speed [km/h]	39.0	65.7	68.3	69.3	64.7
Top Speed [km/h]	62.3	69.0	69.3	70.9	67.9
Avg. Dist. to Rail [m]	4.7	4.1	2.0	4.4	6.2
Avg. Stride Freq. [Hz]	2.4	2.6	2.6	2.7	2.6
Avg. Stride Length [m]	4.4	6.9	7.3	7.1	7.0



[ ] Ranking at each section and finish  
-:-:- No data available at this section  
NA No data available

Horse/Jockey Name	RICH LADY/Todd Pannell
Finish Rank	3
Fastest Section Time (Section)	0:10.46 (L400)
Top Speed [km/h] (Section)	69.8 (L600)
Race State	Finished



Thomas Farms Rc Murray Bridge-  
Professional-2025-09-17

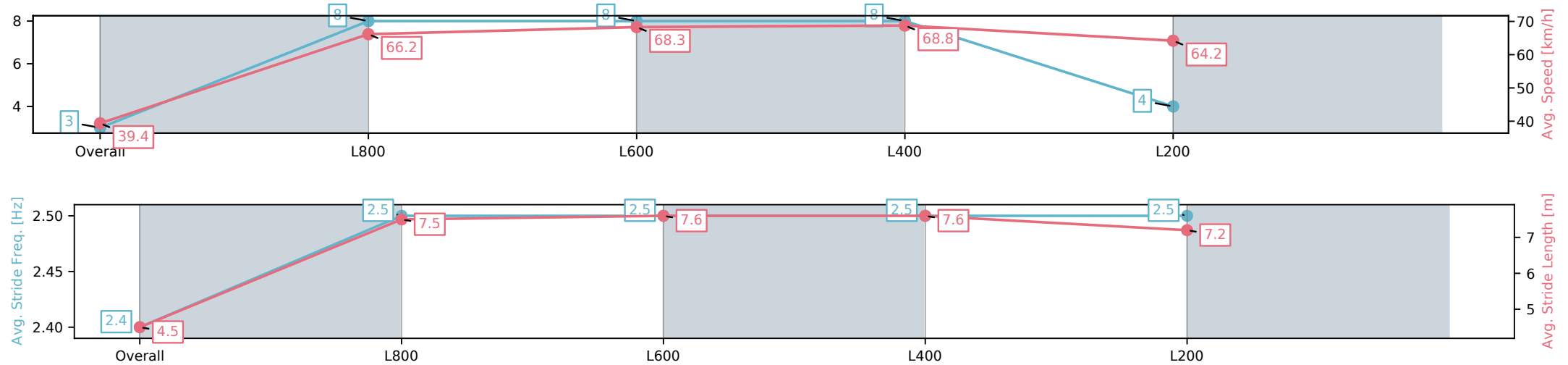
Race 3: Thomas Farms Benchmark 56 Handicap - 900m

17 September 2025 - 2:40PM

Track Rating: Good 4, Weather: Overcast, Rail Position: +8m 1200m  
Chute, +10.5m Remainder



Section	Overall	L800	L600	L400	L200
Section Times	0:52.49[3] (0:09.14)	0:43.35[8] (0:11.00)	0:32.35[8] (0:10.68)	0:21.67[8] (0:10.46)	0:11.21[4] (0:11.21)
Average Speed [km/h]	39.4	66.2	68.3	68.8	64.2
Top Speed [km/h]	62.8	68.1	69.3	69.8	67.2
Avg. Dist. to Rail [m]	3.9	4.1	2.5	4.3	4.3
Avg. Stride Freq. [Hz]	2.4	2.5	2.5	2.5	2.5
Avg. Stride Length [m]	4.5	7.5	7.6	7.6	7.2



[ ] Ranking at each section and finish  
-:-:- No data available at this section  
NA No data available

Horse/Jockey Name	ROCKTAGON/Jacob Opperman
Finish Rank	4
Fastest Section Time (Section)	0:10.39 (L400)
Top Speed [km/h] (Section)	71.2 (L600)
Race State	Finished



Thomas Farms Rc Murray Bridge-  
Professional-2025-09-17

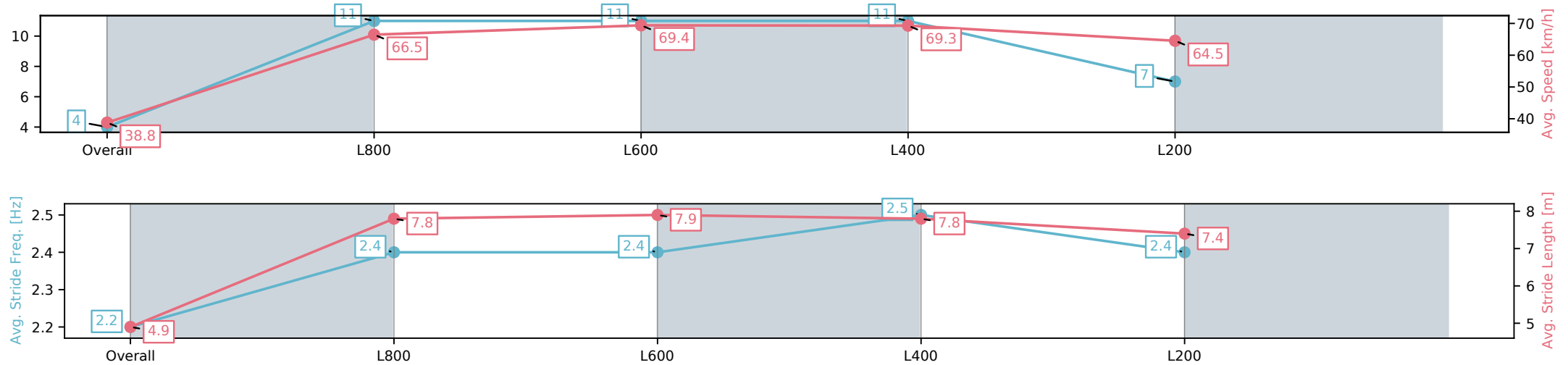
Race 3: Thomas Farms Benchmark 56 Handicap - 900m

17 September 2025 - 2:40PM

Track Rating: Good 4, Weather: Overcast, Rail Position: +8m 1200m  
Chute, +10.5m Remainder



Section	Overall	L800	L600	L400	L200
Section Times	0:52.51[4] (0:09.32)	0:43.19[11] (0:11.05)	0:32.14[11] (0:10.62)	0:21.52[11] (0:10.39)	0:11.13[7] (0:11.13)
Average Speed [km/h]	38.8	66.5	69.4	69.3	64.5
Top Speed [km/h]	61.6	69.7	71.2	71.2	68.0
Avg. Dist. to Rail [m]	8.2	6.4	5.5	9.8	10.5
Avg. Stride Freq. [Hz]	2.2	2.4	2.4	2.5	2.4
Avg. Stride Length [m]	4.9	7.8	7.9	7.8	7.4



[ ] Ranking at each section and finish  
-:-:- No data available at this section  
NA No data available

Horse/Jockey Name	KING RAMSIS/Ben Price
Finish Rank	5
Fastest Section Time (Section)	0:10.73 (L400)
Top Speed [km/h] (Section)	69.8 (L600)
Race State	Finished



Thomas Farms Rc Murray Bridge-  
Professional-2025-09-17

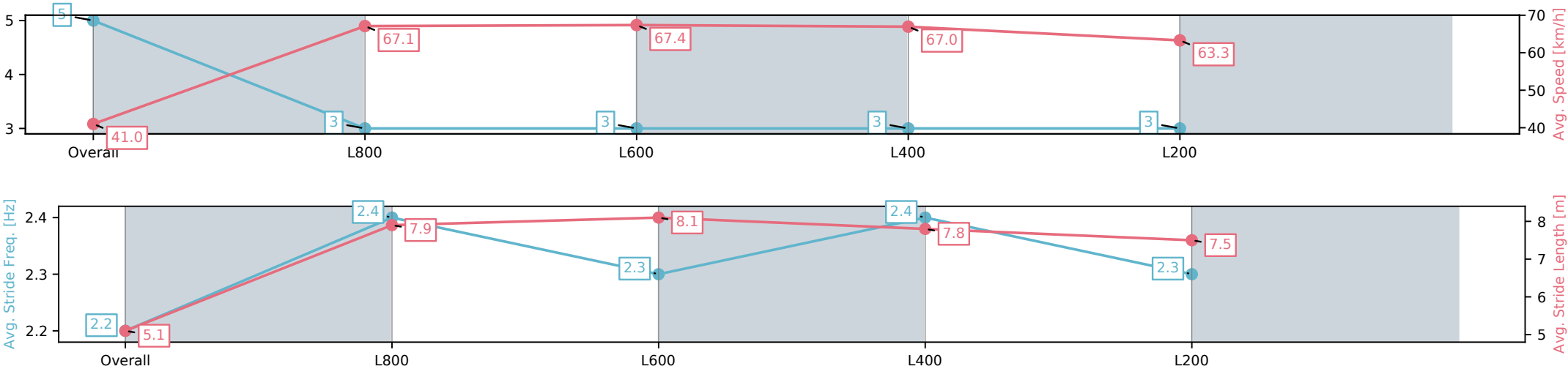
Race 3: Thomas Farms Benchmark 56 Handicap - 900m

17 September 2025 - 2:40PM

Track Rating: Good 4, Weather: Overcast, Rail Position: +8m 1200m  
Chute, +10.5m Remainder



Section	Overall	L800	L600	L400	L200
Section Times	0:52.62[5] (0:08.84)	0:43.78[3] (0:10.88)	0:32.90[3] (0:10.79)	0:22.11[3] (0:10.73)	0:11.38[3] (0:11.38)
Average Speed [km/h]	41.0	67.1	67.4	67.0	63.3
Top Speed [km/h]	64.5	69.2	69.2	69.8	67.4
Avg. Dist. to Rail [m]	3.1	3.7	2.8	6.0	7.9
Avg. Stride Freq. [Hz]	2.2	2.4	2.3	2.4	2.3
Avg. Stride Length [m]	5.1	7.9	8.1	7.8	7.5



[ ] Ranking at each section and finish  
-:-:- No data available at this section  
NA No data available

Horse/Jockey Name	ROYAL TRAPEZE/Sairyn Fawke
Finish Rank	6
Fastest Section Time (Section)	0:10.67 (L400)
Top Speed [km/h] (Section)	69.5 (Overall)
Race State	Finished



Thomas Farms Rc Murray Bridge-  
Professional-2025-09-17

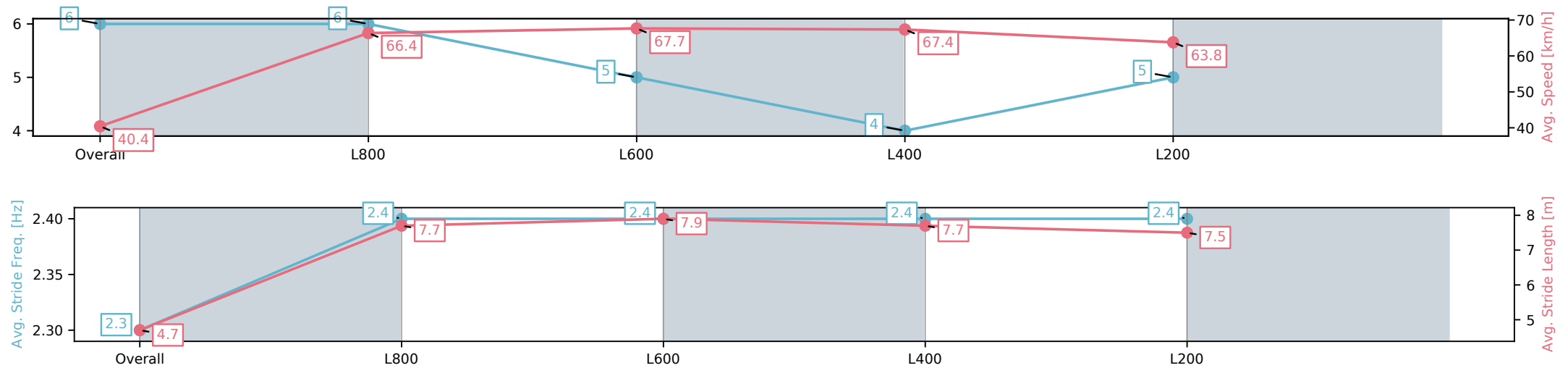
Race 3: Thomas Farms Benchmark 56 Handicap - 900m

17 September 2025 - 2:40PM

Track Rating: Good 4, Weather: Overcast, Rail Position: +8m 1200m  
Chute, +10.5m Remainder



Section	Overall	L800	L600	L400	L200
Section Times	0:52.69[6] (0:08.95)	0:43.74[6] (0:10.95)	0:32.79[5] (0:10.80)	0:21.99[4] (0:10.67)	0:11.32[5] (0:11.32)
Average Speed [km/h]	40.4	66.4	67.7	67.4	63.8
Top Speed [km/h]	61.8	69.5	69.4	69.2	65.2
Avg. Dist. to Rail [m]	3.1	3.6	3.1	4.4	6.5
Avg. Stride Freq. [Hz]	2.3	2.4	2.4	2.4	2.4
Avg. Stride Length [m]	4.7	7.7	7.9	7.7	7.5



[ ] Ranking at each section and finish  
-:-:- No data available at this section  
NA No data available

Horse/Jockey Name	DE LUCA/Alana Livesey
Finish Rank	7
Fastest Section Time (Section)	0:10.49 (L400)
Top Speed [km/h] (Section)	69.6 (L600)
Race State	Finished



Thomas Farms Rc Murray Bridge-  
Professional-2025-09-17

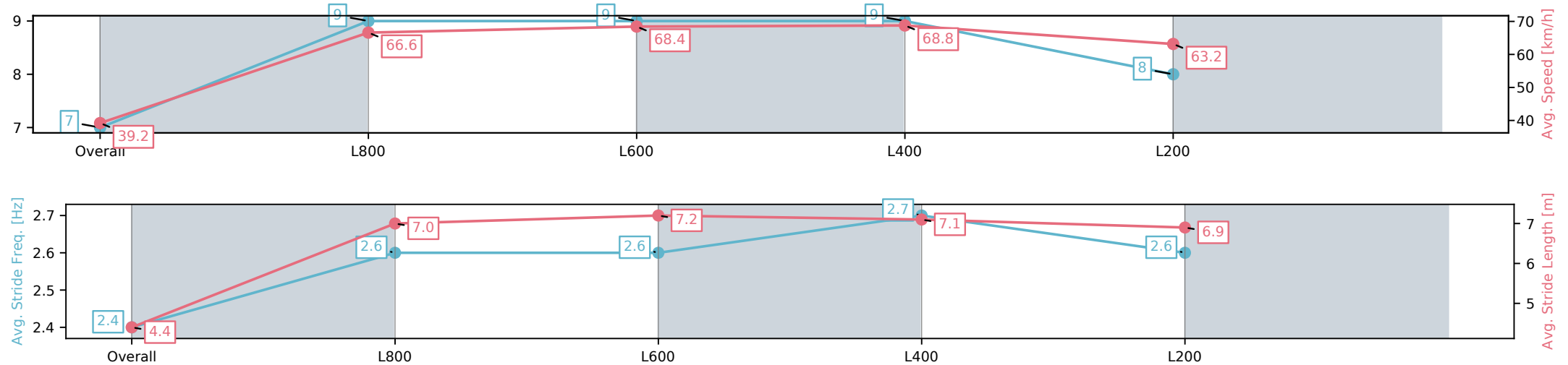
Race 3: Thomas Farms Benchmark 56 Handicap - 900m

17 September 2025 - 2:40PM

Track Rating: Good 4, Weather: Overcast, Rail Position: +8m 1200m  
Chute, +10.5m Remainder



Section	Overall	L800	L600	L400	L200
Section Times	0:52.78[7] (0:09.20)	0:43.58[9] (0:10.96)	0:32.62[9] (0:10.73)	0:21.89[9] (0:10.49)	0:11.40[8] (0:11.40)
Average Speed [km/h]	39.2	66.6	68.4	68.8	63.2
Top Speed [km/h]	62.7	69.4	69.5	69.6	66.9
Avg. Dist. to Rail [m]	8.7	5.3	4.9	9.3	7.9
Avg. Stride Freq. [Hz]	2.4	2.6	2.6	2.7	2.6
Avg. Stride Length [m]	4.4	7.0	7.2	7.1	6.9



[ ] Ranking at each section and finish  
-:-:- No data available at this section  
NA No data available

Horse/Jockey Name	AMBELLO/Alysha Warren
Finish Rank	8
Fastest Section Time (Section)	0:10.62 (L400)
Top Speed [km/h] (Section)	69.1 (L800)
Race State	Finished



Thomas Farms Rc Murray Bridge-  
Professional-2025-09-17

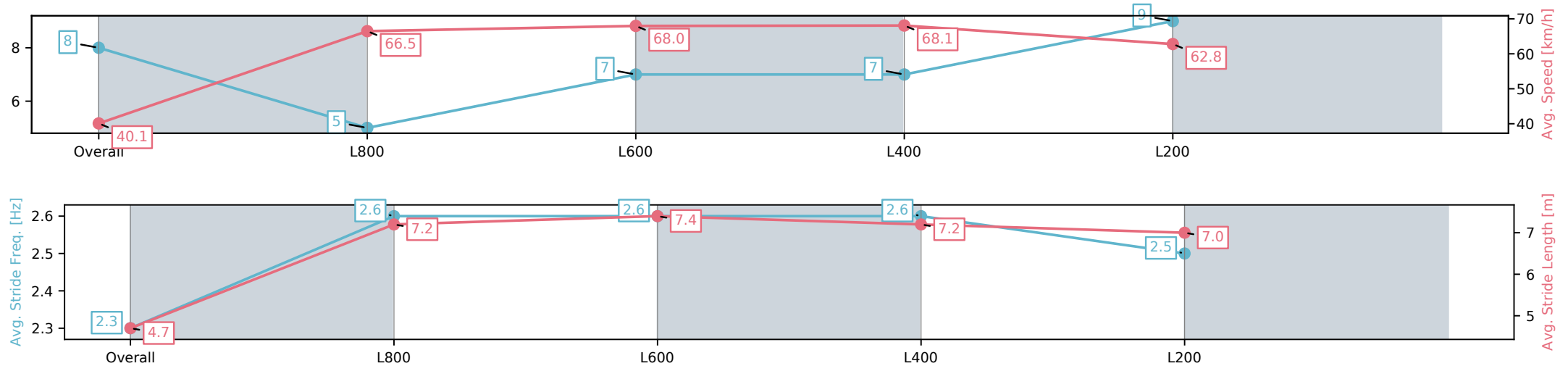
Race 3: Thomas Farms Benchmark 56 Handicap - 900m

17 September 2025 - 2:40PM

Track Rating: Good 4, Weather: Overcast, Rail Position: +8m 1200m  
Chute, +10.5m Remainder



Section	Overall	L800	L600	L400	L200
Section Times	0:52.86[8] (0:08.94)	0:43.92[5] (0:11.06)	0:32.86[7] (0:10.81)	0:22.05[7] (0:10.62)	0:11.43[9] (0:11.43)
Average Speed [km/h]	40.1	66.5	68.0	68.1	62.8
Top Speed [km/h]	62.5	68.8	69.1	69.1	65.3
Avg. Dist. to Rail [m]	6.3	6.5	5.3	8.6	8.1
Avg. Stride Freq. [Hz]	2.3	2.6	2.6	2.6	2.5
Avg. Stride Length [m]	4.7	7.2	7.4	7.2	7.0



[ ] Ranking at each section and finish  
-:-:- No data available at this section  
NA No data available

Horse/Jockey Name	BENTLEY BROOK/Jason Holder
Finish Rank	9
Fastest Section Time (Section)	0:10.69 (L800)
Top Speed [km/h] (Section)	70.1 (Overall)
Race State	Finished



Thomas Farms Rc Murray Bridge-  
Professional-2025-09-17

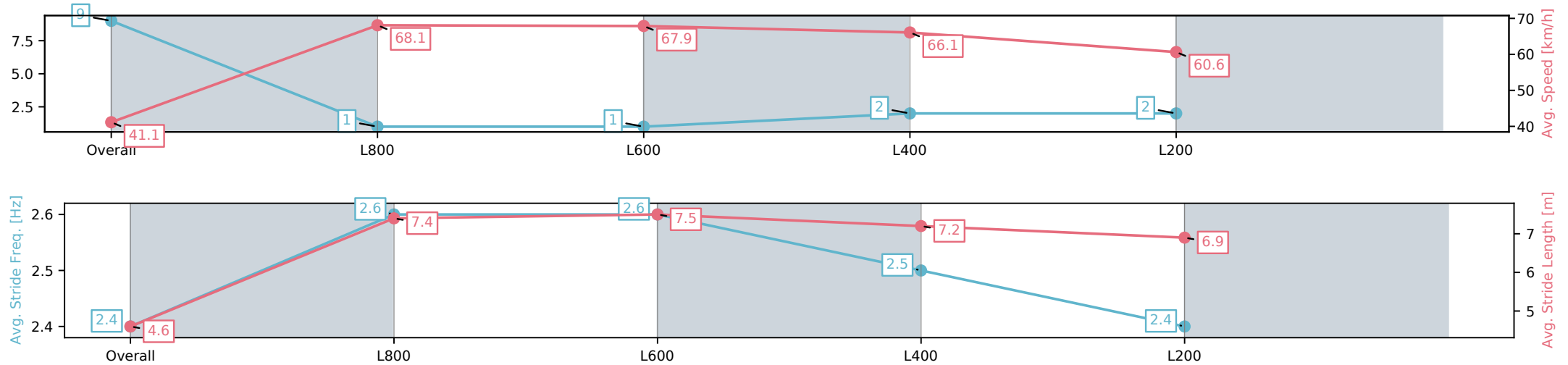
Race 3: Thomas Farms Benchmark 56 Handicap - 900m

17 September 2025 - 2:40PM

Track Rating: Good 4, Weather: Overcast, Rail Position: +8m 1200m  
Chute, +10.5m Remainder



Section	Overall	L800	L600	L400	L200
Section Times	0:52.95[9] (0:08.74)	0:44.21[1] (0:10.69)	0:33.52[1] (0:10.76)	0:22.76[2] (0:10.87)	0:11.89[2] (0:11.89)
Average Speed [km/h]	41.1	68.1	67.9	66.1	60.6
Top Speed [km/h]	64.8	70.1	68.7	67.7	64.4
Avg. Dist. to Rail [m]	6.5	4.2	2.7	4.3	3.8
Avg. Stride Freq. [Hz]	2.4	2.6	2.6	2.5	2.4
Avg. Stride Length [m]	4.6	7.4	7.5	7.2	6.9



[ ] Ranking at each section and finish  
-:-:- No data available at this section  
NA No data available

Horse/Jockey Name	MIDNIGHT POKER/Isaac Sit
Finish Rank	10
Fastest Section Time (Section)	0:10.69 (L400)
Top Speed [km/h] (Section)	68.7 (Overall)
Race State	Finished



Thomas Farms Rc Murray Bridge-  
Professional-2025-09-17

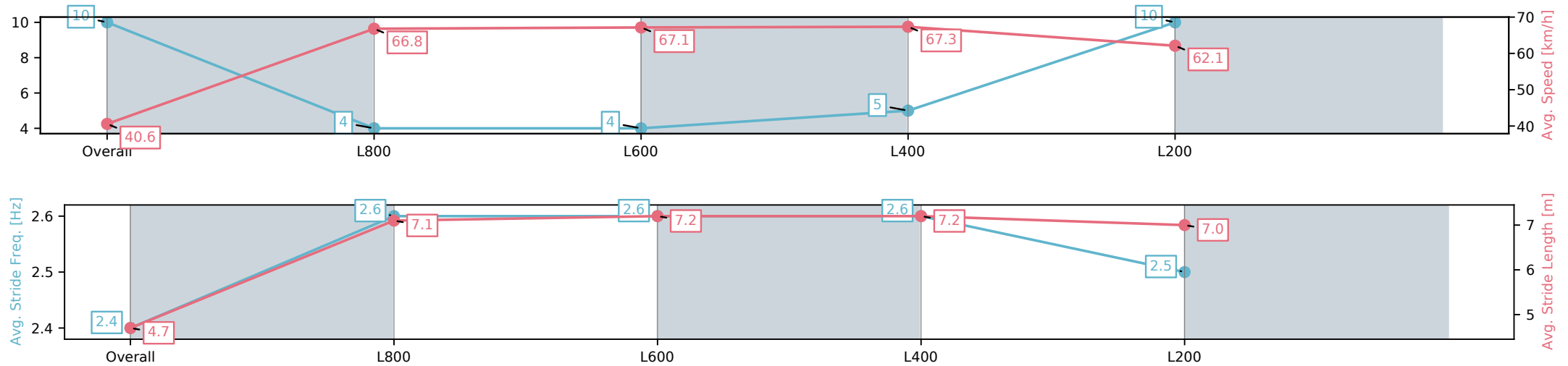
Race 3: Thomas Farms Benchmark 56 Handicap - 900m

17 September 2025 - 2:40PM

Track Rating: Good 4, Weather: Overcast, Rail Position: +8m 1200m  
Chute, +10.5m Remainder



Section	Overall	L800	L600	L400	L200
Section Times	0:53.03[10] (0:08.87)	0:44.16[4] (0:10.94)	0:33.22[4] (0:10.93)	0:22.29[5] (0:10.69)	0:11.60[10] (0:11.60)
Average Speed [km/h]	40.6	66.8	67.1	67.3	62.1
Top Speed [km/h]	63.7	68.7	68.2	68.5	65.5
Avg. Dist. to Rail [m]	4.5	4.2	4.8	8.3	7.5
Avg. Stride Freq. [Hz]	2.4	2.6	2.6	2.6	2.5
Avg. Stride Length [m]	4.7	7.1	7.2	7.2	7.0



[ ] Ranking at each section and finish  
-:-:- No data available at this section  
NA No data available

Horse/Jockey Name	STRIP CLUB/Zoe Lloyd
Finish Rank	11
Fastest Section Time (Section)	0:10.88 (L600)
Top Speed [km/h] (Section)	67.7 (L800)
Race State	Finished



Thomas Farms Rc Murray Bridge-  
Professional-2025-09-17

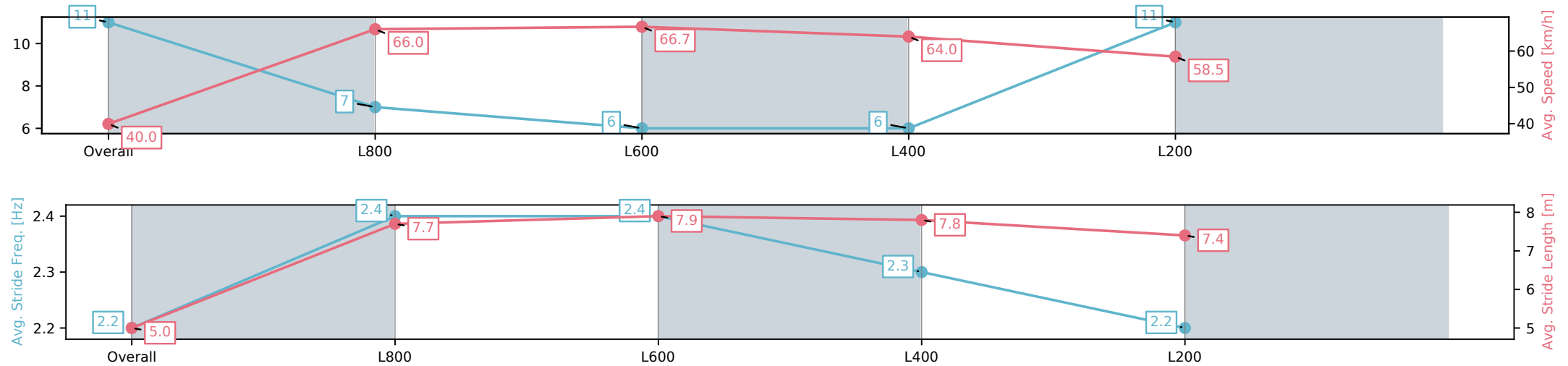
Race 3: Thomas Farms Benchmark 56 Handicap - 900m

17 September 2025 - 2:40PM

Track Rating: Good 4, Weather: Overcast, Rail Position: +8m 1200m  
Chute, +10.5m Remainder



Section	Overall	L800	L600	L400	L200
Section Times	0:54.38[11] (0:08.97)	0:45.41[7] (0:10.95)	0:34.46[6] (0:10.88)	0:23.58[6] (0:11.22)	0:12.36[11] (0:12.36)
Average Speed [km/h]	40.0	66.0	66.7	64.0	58.5
Top Speed [km/h]	63.8	67.5	67.7	66.8	61.3
Avg. Dist. to Rail [m]	5.5	1.2	1.6	2.6	2.4
Avg. Stride Freq. [Hz]	2.2	2.4	2.4	2.3	2.2
Avg. Stride Length [m]	5.0	7.7	7.9	7.8	7.4



[ ] Ranking at each section and finish  
-:-:- No data available at this section  
NA No data available