



RACINGSA

Thomas Farms Rc Murray Bridge-Professional-2025-08-13

Race 5: Adelaide Hills Hotel Group Class One Handicap - 1200m

13 August 2025 - 2:30PM

Track Rating: Soft 5, Weather: Overcast, Rail Position: +8m 1200m chute, +5m Remainder



Murray Bridge
Racing Club

Section							Overall	L1000	L800	L600	L400	L200		
Field Times							1:12.31 (0:14.15)	0:58.16 (0:10.67)	0:47.49 (0:11.30)	0:36.19 (0:11.77)	0:24.42 (0:11.99)	0:12.43 (0:12.43)		
Position	#	Horse/Jockey	Barrier	Top Speed [km/h]	Fastest Section	First 400m							Margin	Distance Travelled From Winner [m]
1	1	HYPERNOVA	4	68.7	0:10.67	0:25.08	1:12.31	0:57.90 [4]	0:47.23 [5]	0:35.92 [5]	0:24.08 [5]	0:12.29 [2]	1:12.31	
		Todd Pannell		1200-1000	1000-800		(0:14.41)	(0:10.67)	(0:11.31)	(0:11.84)	(0:11.79)	(0:12.28)		
2	8	SILVER CHAOS	1	70.1	0:10.50	0:24.93	1:12.70	0:58.27 [8]	0:47.77 [2]	0:36.49 [2]	0:24.67 [2]	0:12.83 [1]	2.49L	-2
		Connor Murtagh		1200-1000	1000-800		(0:14.43)	(0:10.50)	(0:11.28)	(0:11.82)	(0:11.84)	(0:12.83)		
3	12	TOGETHERFOREVER	8	69.3	0:10.61	0:25.33	1:13.07	0:58.35 [10]	0:47.74 [8]	0:36.49 [7]	0:24.76 [7]	0:12.61 [6]	4.88L	-3
		Sairyn Fawke		1200-1000	1000-800		(0:14.72)	(0:10.61)	(0:11.25)	(0:11.73)	(0:12.15)	(0:12.61)		
4	6	BONAVERA	2	68.5	0:10.61	0:24.93	1:13.14	0:58.82 [2]	0:48.21 [3]	0:37.03 [1]	0:25.26 [1]	0:13.05 [3]	5.34L	-3
		Alysha Warren		1200-1000	1000-800		(0:14.32)	(0:10.61)	(0:11.18)	(0:11.77)	(0:12.21)	(0:13.05)		
5	7	OMAHA DAWN	7	68.9	0:10.66	0:24.81	1:13.28	0:59.13 [1]	0:48.47 [1]	0:37.01 [4]	0:25.11 [4]	0:13.00 [4]	6.23L	+4
		Taylor Johnstone		1200-1000	1000-800		(0:14.15)	(0:10.66)	(0:11.46)	(0:11.90)	(0:12.11)	(0:13.00)		
6	3	STOMP'EM	9	67.2	0:10.95	0:25.47	1:13.31	0:58.79 [9]	0:47.84 [10]	0:36.62 [9]	0:24.81 [9]	0:12.79 [7]	6.45L	+1
		Caitlin Tootell		1000-800	1000-800		(0:14.52)	(0:10.95)	(0:11.22)	(0:11.81)	(0:12.02)	(0:12.79)		
7	13	MARION STREET	6	69.2	0:10.53	0:25.56	1:13.33	0:58.29 [11]	0:47.76 [11]	0:36.50 [11]	0:24.76 [10]	0:12.72 [8]	6.53L	-1
		Brooke King		1200-1000	1000-800		(0:15.04)	(0:10.53)	(0:11.26)	(0:11.74)	(0:12.04)	(0:12.72)		
8	10	PRINCE KURO	5	68.3	0:10.72	0:25.14	1:13.53	0:59.11 [6]	0:48.39 [6]	0:37.01 [6]	0:25.29 [6]	0:13.16 [5]	7.85L	+3
		Jason Holder		1200-1000	1000-800		(0:14.42)	(0:10.72)	(0:11.38)	(0:11.72)	(0:12.13)	(0:13.16)		
9	9	MAGIC PRINCESS	10	67.8	0:10.82	0:25.24	1:13.79	0:59.37 [5]	0:48.55 [7]	0:37.12 [8]	0:25.37 [8]	0:13.13 [9]	9.5L	+4
		Felicity Atkinson		1200-1000	1000-800		(0:14.42)	(0:10.82)	(0:11.43)	(0:11.75)	(0:12.24)	(0:13.13)		
10	4	STRASBEAU	11	67.2	0:10.93	0:25.36	1:14.44	1:00.01 [7]	0:49.08 [9]	0:37.69 [10]	0:25.68 [11]	0:13.29 [11]	13.66L	+3
		Margaret Collett		1200-1000	1000-800		(0:14.43)	(0:10.93)	(0:11.39)	(0:12.01)	(0:12.39)	(0:13.28)		

Scratched: Tanna (#5), Prince Reichweite (#11)

Report Created: Wed 13 August 2025 15:33:45 GMT+10 (Note: Timing is based on positional data)

Page 1/13

[] Position in running at each section and finish
-:-:- No data available at this section
NA No data available
█ Background shading for fastest section

Saddle cloth number
DNF Did not finish
DNT Did not track



Thomas Farms Rc Murray Bridge-Professional-2025-08-13

Race 5: Adelaide Hills Hotel Group Class One Handicap - 1200m

13 August 2025 - 2:30PM

Track Rating: Soft 5, Weather: Overcast, Rail Position: +8m 1200m chute, +5m Remainder



Section

Field Times

Overall	L1000	L800	L600	L400	L200
1:12.31	0:58.16	0:47.49	0:36.19	0:24.42	0:12.43
(0:14.15)	(0:10.67)	(0:11.30)	(0:11.77)	(0:11.99)	(0:12.43)

Position	#	Horse/Jockey	Barrier	Top Speed [km/h]	Fastest Section	First 400m							Margin	Distance Travelled From Winner [m]
11	2	IMMORTAL SHIELD	3	69.5	0:10.63	0:24.96	1:14.92	1:00.59 [3]	0:49.96 [4]	0:38.69 [3]	0:26.83 [3]	0:14.26 [10]	16.71L	-1
		Ben Price		1200-1000	1000-800		(0:14.33)	(0:10.63)	(0:11.27)	(0:11.86)	(0:12.56)	(0:14.26)		

Scratched: Tanna (#5), Prince Reichweite (#11)

Horse/Jockey Name	HYPERNOVA/Todd Pannell
Finish Rank	1
Fastest Section Time (Section)	0:10.67 (L1000)
Top Speed [km/h] (Section)	68.7 (Overall)
Race State	Finished



Thomas Farms Rc Murray Bridge-
Professional-2025-08-13

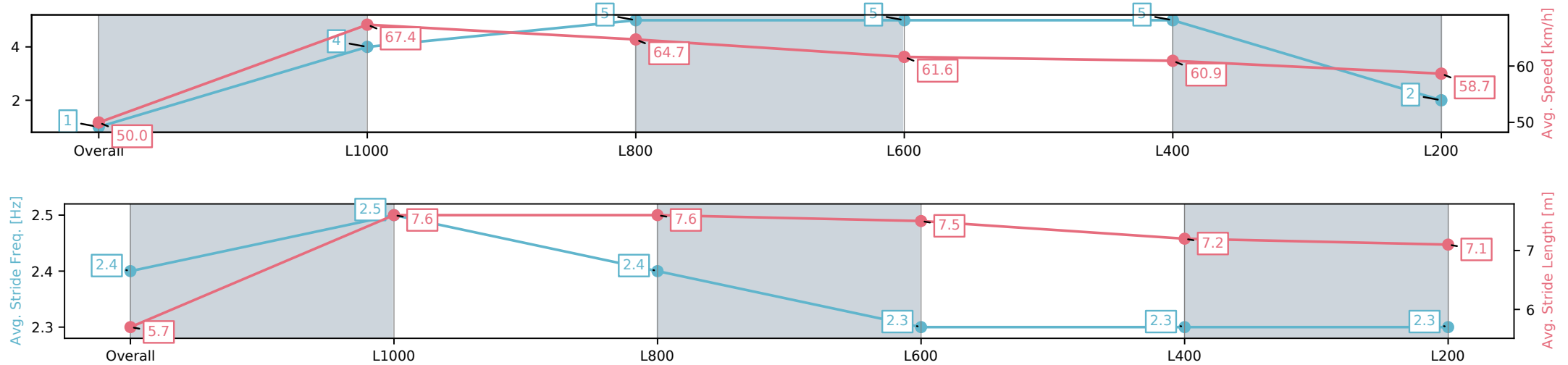
Race 5: Adelaide Hills Hotel Group Class One Handicap -
1200m

13 August 2025 - 2:30PM

Track Rating: Soft 5, Weather: Overcast, Rail Position: +8m 1200m
chute, +5m Remainder



Section	Overall	L1000	L800	L600	L400	L200
Section Times	1:12.31[1] (0:14.41)	0:57.90[4] (0:10.67)	0:47.23[5] (0:11.31)	0:35.92[5] (0:11.84)	0:24.08[5] (0:11.79)	0:12.29[2] (0:12.28)
Average Speed [km/h]	50.0	67.4	64.7	61.6	60.9	58.7
Top Speed [km/h]	67.3	68.7	66.3	62.4	61.7	61.0
Avg. Dist. to Rail [m]	2.5	2.9	4.2	3.4	5.4	5.5
Avg. Stride Freq. [Hz]	2.4	2.5	2.4	2.3	2.3	2.3
Avg. Stride Length [m]	5.7	7.6	7.6	7.5	7.2	7.1



[] Ranking at each section and finish
-:-:- No data available at this section
NA No data available

Horse/Jockey Name	SILVER CHAOS/Connor Murtagh
Finish Rank	2
Fastest Section Time (Section)	0:10.50 (L1000)
Top Speed [km/h] (Section)	70.1 (Overall)
Race State	Finished



Thomas Farms Rc Murray Bridge-
Professional-2025-08-13

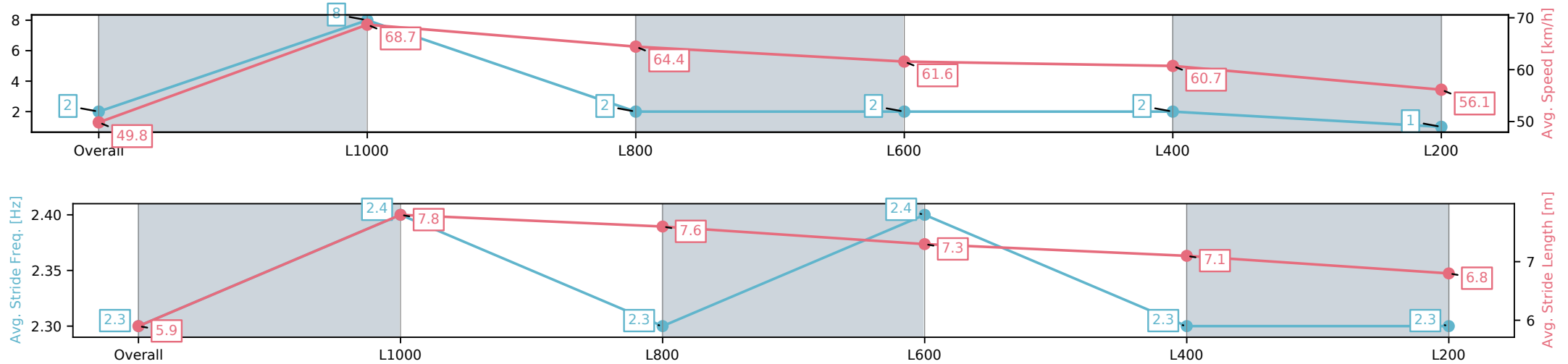
Race 5: Adelaide Hills Hotel Group Class One Handicap -
1200m

13 August 2025 - 2:30PM

Track Rating: Soft 5, Weather: Overcast, Rail Position: +8m 1200m
chute, +5m Remainder



Section	Overall	L1000	L800	L600	L400	L200
Section Times	1:12.70[2] (0:14.43)	0:58.27[8] (0:10.50)	0:47.77[2] (0:11.28)	0:36.49[2] (0:11.82)	0:24.67[2] (0:11.84)	0:12.83[1] (0:12.83)
Average Speed [km/h]	49.8	68.7	64.4	61.6	60.7	56.1
Top Speed [km/h]	68.6	70.1	66.8	63.4	62.4	59.0
Avg. Dist. to Rail [m]	2.9	1.1	2.7	2.8	5.7	6.0
Avg. Stride Freq. [Hz]	2.3	2.4	2.3	2.4	2.3	2.3
Avg. Stride Length [m]	5.9	7.8	7.6	7.3	7.1	6.8



[] Ranking at each section and finish
-:-:- No data available at this section
NA No data available

Horse/Jockey Name	TOGETHERFOREVER/Sairyn Fawke
Finish Rank	3
Fastest Section Time (Section)	0:10.61 (L1000)
Top Speed [km/h] (Section)	69.3 (Overall)
Race State	Finished



Thomas Farms Rc Murray Bridge-
Professional-2025-08-13

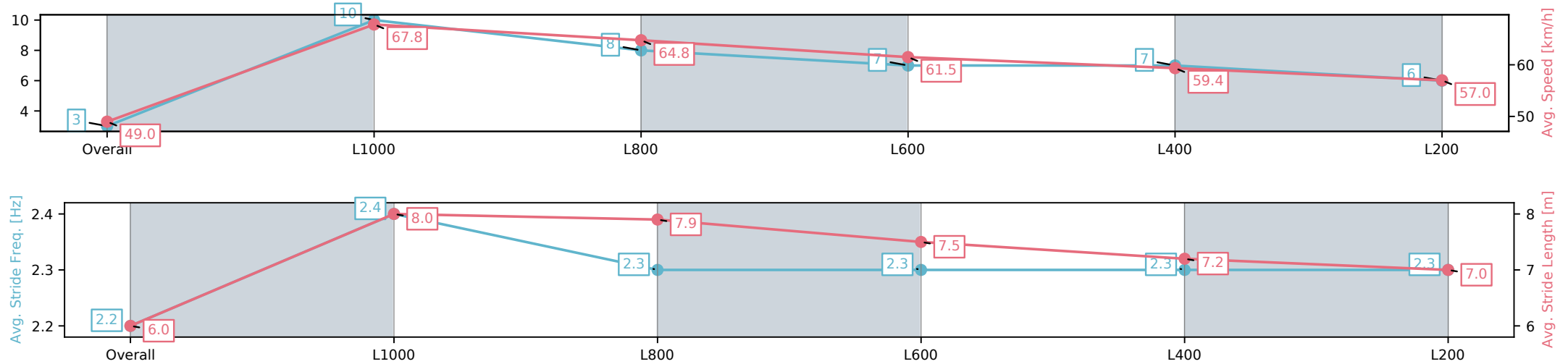
Race 5: Adelaide Hills Hotel Group Class One Handicap -
1200m

13 August 2025 - 2:30PM

Track Rating: Soft 5, Weather: Overcast, Rail Position: +8m 1200m
chute, +5m Remainder



Section	Overall	L1000	L800	L600	L400	L200
Section Times	1:13.07[3] (0:14.72)	0:58.35[10] (0:10.61)	0:47.74[8] (0:11.25)	0:36.49[7] (0:11.73)	0:24.76[7] (0:12.15)	0:12.61[6] (0:12.61)
Average Speed [km/h]	49.0	67.8	64.8	61.5	59.4	57.0
Top Speed [km/h]	66.3	69.3	66.5	63.1	60.7	58.3
Avg. Dist. to Rail [m]	4.5	2.6	3.0	1.3	2.5	5.4
Avg. Stride Freq. [Hz]	2.2	2.4	2.3	2.3	2.3	2.3
Avg. Stride Length [m]	6.0	8.0	7.9	7.5	7.2	7.0



[] Ranking at each section and finish
-:-:- No data available at this section
NA No data available

Horse/Jockey Name	BONAVERNA/Alysha Warren
Finish Rank	4
Fastest Section Time (Section)	0:10.61 (L1000)
Top Speed [km/h] (Section)	68.5 (Overall)
Race State	Finished



Thomas Farms Rc Murray Bridge-
Professional-2025-08-13

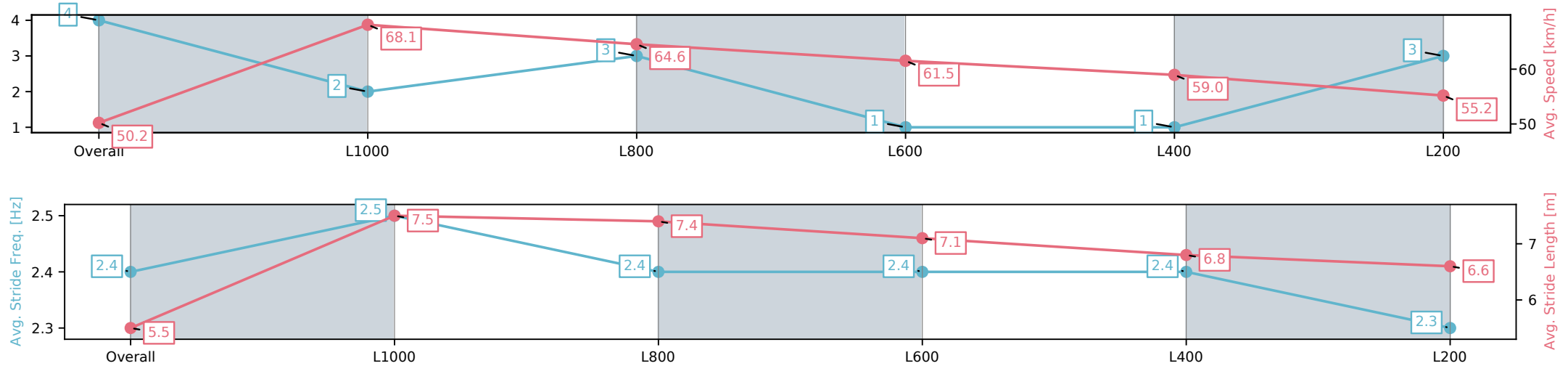
Race 5: Adelaide Hills Hotel Group Class One Handicap -
1200m

13 August 2025 - 2:30PM

Track Rating: Soft 5, Weather: Overcast, Rail Position: +8m 1200m
chute, +5m Remainder



Section	Overall	L1000	L800	L600	L400	L200
Section Times	1:13.14[4] (0:14.32)	0:58.82[2] (0:10.61)	0:48.21[3] (0:11.18)	0:37.03[1] (0:11.77)	0:25.26[1] (0:12.21)	0:13.05[3] (0:13.05)
Average Speed [km/h]	50.2	68.1	64.6	61.5	59.0	55.2
Top Speed [km/h]	68.3	68.5	67.6	62.9	61.1	58.5
Avg. Dist. to Rail [m]	2.8	0.7	2.1	0.9	3.4	5.6
Avg. Stride Freq. [Hz]	2.4	2.5	2.4	2.4	2.4	2.3
Avg. Stride Length [m]	5.5	7.5	7.4	7.1	6.8	6.6



[] Ranking at each section and finish
-:-:- No data available at this section
NA No data available

Horse/Jockey Name	OMAHA DAWN/Taylor Johnstone
Finish Rank	5
Fastest Section Time (Section)	0:10.66 (L1000)
Top Speed [km/h] (Section)	68.9 (Overall)
Race State	Finished



Thomas Farms Rc Murray Bridge-
Professional-2025-08-13

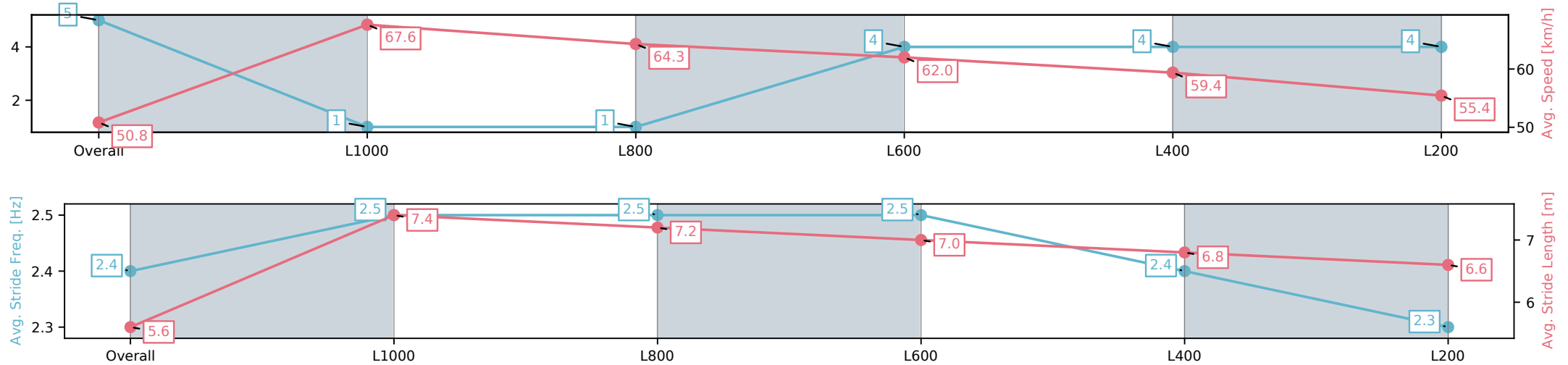
Race 5: Adelaide Hills Hotel Group Class One Handicap -
1200m

13 August 2025 - 2:30PM

Track Rating: Soft 5, Weather: Overcast, Rail Position: +8m 1200m
chute, +5m Remainder



Section	Overall	L1000	L800	L600	L400	L200
Section Times	1:13.28[5] (0:14.15)	0:59.13[1] (0:10.66)	0:48.47[1] (0:11.46)	0:37.01[4] (0:11.90)	0:25.11[4] (0:12.11)	0:13.00[4] (0:13.00)
Average Speed [km/h]	50.8	67.6	64.3	62.0	59.4	55.4
Top Speed [km/h]	68.0	68.9	66.5	62.5	62.0	57.5
Avg. Dist. to Rail [m]	4.1	3.3	6.3	5.9	8.9	10.4
Avg. Stride Freq. [Hz]	2.4	2.5	2.5	2.5	2.4	2.3
Avg. Stride Length [m]	5.6	7.4	7.2	7.0	6.8	6.6



[] Ranking at each section and finish
-:-:- No data available at this section
NA No data available

Horse/Jockey Name	STOMP'EM/Caitlin Tootell
Finish Rank	6
Fastest Section Time (Section)	0:10.95 (L1000)
Top Speed [km/h] (Section)	67.2 (L1000)
Race State	Finished



Thomas Farms Rc Murray Bridge-
Professional-2025-08-13

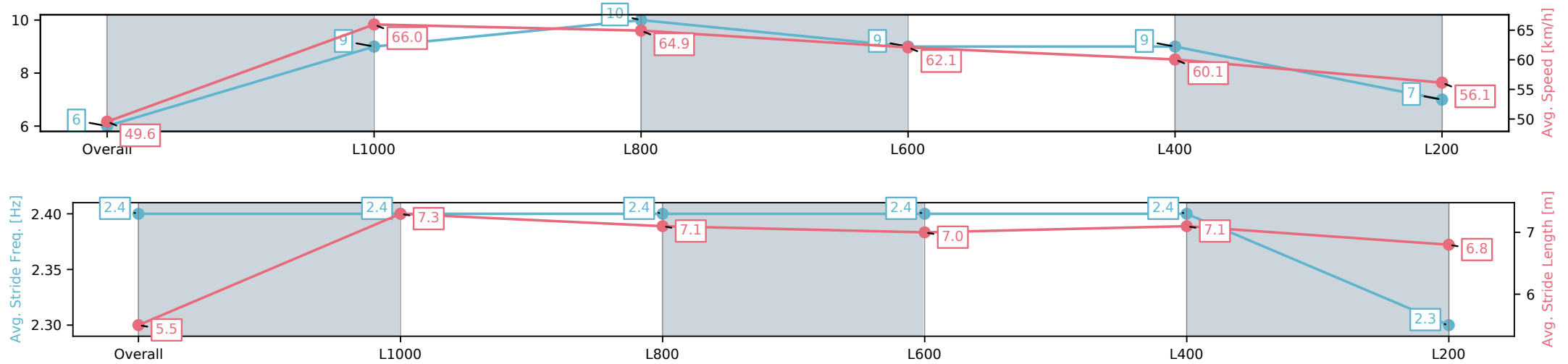
Race 5: Adelaide Hills Hotel Group Class One Handicap -
1200m

13 August 2025 - 2:30PM

Track Rating: Soft 5, Weather: Overcast, Rail Position: +8m 1200m
chute, +5m Remainder



Section	Overall	L1000	L800	L600	L400	L200
Section Times	1:13.31[6] (0:14.52)	0:58.79[9] (0:10.95)	0:47.84[10] (0:11.22)	0:36.62[9] (0:11.81)	0:24.81[9] (0:12.02)	0:12.79[7] (0:12.79)
Average Speed [km/h]	49.6	66.0	64.9	62.1	60.1	56.1
Top Speed [km/h]	66.3	67.1	67.2	63.9	61.9	58.4
Avg. Dist. to Rail [m]	5.9	5.0	5.2	4.5	8.5	10.8
Avg. Stride Freq. [Hz]	2.4	2.4	2.4	2.4	2.4	2.3
Avg. Stride Length [m]	5.5	7.3	7.1	7.0	7.1	6.8



[] Ranking at each section and finish
-:-:- No data available at this section
NA No data available

Horse/Jockey Name	MARION STREET/Brooke King
Finish Rank	7
Fastest Section Time (Section)	0:10.53 (L1000)
Top Speed [km/h] (Section)	69.2 (Overall)
Race State	Finished



Thomas Farms Rc Murray Bridge-
Professional-2025-08-13

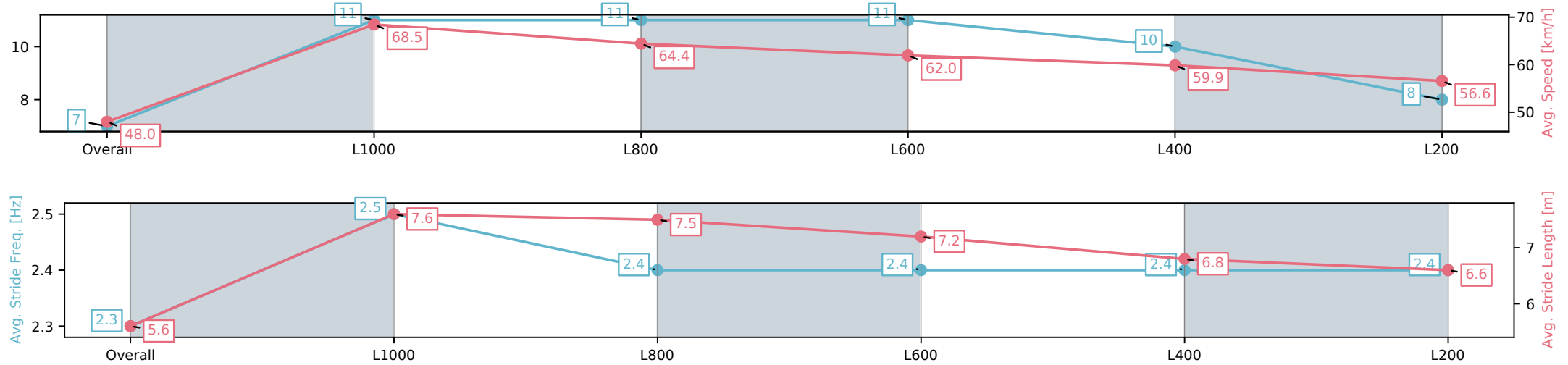
Race 5: Adelaide Hills Hotel Group Class One Handicap -
1200m

13 August 2025 - 2:30PM

Track Rating: Soft 5, Weather: Overcast, Rail Position: +8m 1200m
chute, +5m Remainder



Section	Overall	L1000	L800	L600	L400	L200
Section Times	1:13.33[7] (0:15.04)	0:58.29[11] (0:10.53)	0:47.76[11] (0:11.26)	0:36.50[11] (0:11.74)	0:24.76[10] (0:12.04)	0:12.72[8] (0:12.72)
Average Speed [km/h]	48.0	68.5	64.4	62.0	59.9	56.6
Top Speed [km/h]	68.7	69.2	68.0	63.1	63.0	59.5
Avg. Dist. to Rail [m]	3.6	3.3	3.6	2.8	6.9	8.6
Avg. Stride Freq. [Hz]	2.3	2.5	2.4	2.4	2.4	2.4
Avg. Stride Length [m]	5.6	7.6	7.5	7.2	6.8	6.6



[] Ranking at each section and finish
-:-:- No data available at this section
NA No data available

Horse/Jockey Name	PRINCE KURO/Jason Holder
Finish Rank	8
Fastest Section Time (Section)	0:10.72 (L1000)
Top Speed [km/h] (Section)	68.3 (Overall)
Race State	Finished



Thomas Farms Rc Murray Bridge-
Professional-2025-08-13

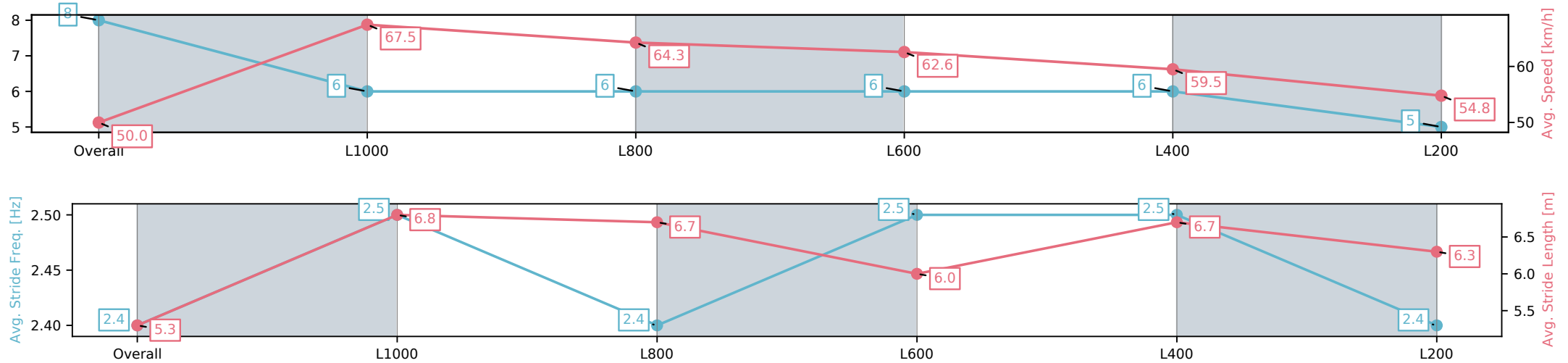
Race 5: Adelaide Hills Hotel Group Class One Handicap -
1200m

13 August 2025 - 2:30PM

Track Rating: Soft 5, Weather: Overcast, Rail Position: +8m 1200m
chute, +5m Remainder



Section	Overall	L1000	L800	L600	L400	L200
Section Times	1:13.53[8] (0:14.42)	0:59.11[6] (0:10.72)	0:48.39[6] (0:11.38)	0:37.01[6] (0:11.72)	0:25.29[6] (0:12.13)	0:13.16[5] (0:13.16)
Average Speed [km/h]	50.0	67.5	64.3	62.6	59.5	54.8
Top Speed [km/h]	68.1	68.3	65.9	63.4	61.7	57.0
Avg. Dist. to Rail [m]	4.0	4.6	5.9	5.6	9.0	11.1
Avg. Stride Freq. [Hz]	2.4	2.5	2.4	2.5	2.5	2.4
Avg. Stride Length [m]	5.3	6.8	6.7	6.0	6.7	6.3



[] Ranking at each section and finish
-:-:- No data available at this section
NA No data available

Horse/Jockey Name	MAGIC PRINCESS/Felicity Atkinson
Finish Rank	9
Fastest Section Time (Section)	0:10.82 (L1000)
Top Speed [km/h] (Section)	67.8 (Overall)
Race State	Finished



Thomas Farms Rc Murray Bridge-
Professional-2025-08-13

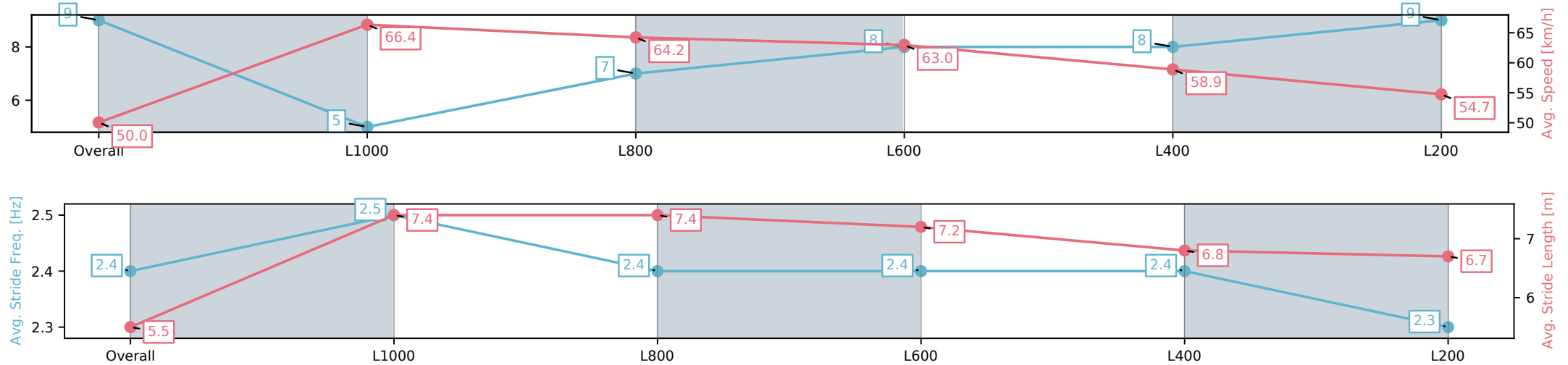
Race 5: Adelaide Hills Hotel Group Class One Handicap -
1200m

13 August 2025 - 2:30PM

Track Rating: Soft 5, Weather: Overcast, Rail Position: +8m 1200m
chute, +5m Remainder



Section	Overall	L1000	L800	L600	L400	L200
Section Times	1:13.79[9] (0:14.42)	0:59.37[5] (0:10.82)	0:48.55[7] (0:11.43)	0:37.12[8] (0:11.75)	0:25.37[8] (0:12.24)	0:13.13[9] (0:13.13)
Average Speed [km/h]	50.0	66.4	64.2	63.0	58.9	54.7
Top Speed [km/h]	67.6	67.8	65.4	64.5	62.3	56.4
Avg. Dist. to Rail [m]	6.7	6.2	6.5	6.3	10.7	11.7
Avg. Stride Freq. [Hz]	2.4	2.5	2.4	2.4	2.4	2.3
Avg. Stride Length [m]	5.5	7.4	7.4	7.2	6.8	6.7



[] Ranking at each section and finish
-:-:- No data available at this section
NA No data available

Horse/Jockey Name	STRASBEAU/Margaret Collett
Finish Rank	10
Fastest Section Time (Section)	0:10.93 (L1000)
Top Speed [km/h] (Section)	67.2 (Overall)
Race State	Finished



Thomas Farms Rc Murray Bridge-
Professional-2025-08-13

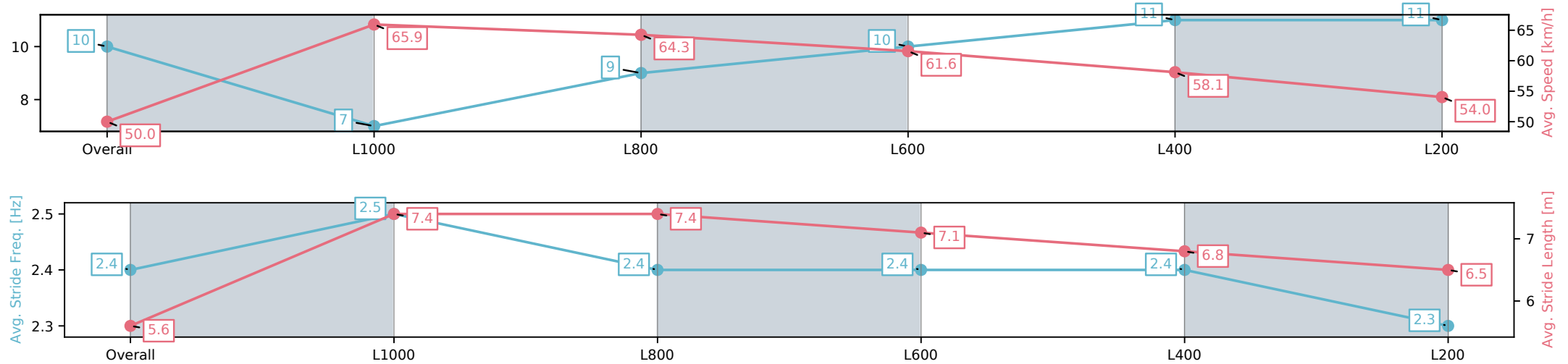
Race 5: Adelaide Hills Hotel Group Class One Handicap -
1200m

13 August 2025 - 2:30PM

Track Rating: Soft 5, Weather: Overcast, Rail Position: +8m 1200m
chute, +5m Remainder



Section	Overall	L1000	L800	L600	L400	L200
Section Times	1:14.44[10] (0:14.43)	1:00.01[7] (0:10.93)	0:49.08[9] (0:11.39)	0:37.69[10] (0:12.01)	0:25.68[11] (0:12.39)	0:13.29[11] (0:13.28)
Average Speed [km/h]	50.0	65.9	64.3	61.6	58.1	54.0
Top Speed [km/h]	67.1	67.2	66.6	62.3	61.0	56.0
Avg. Dist. to Rail [m]	7.3	5.4	6.0	6.1	9.6	11.7
Avg. Stride Freq. [Hz]	2.4	2.5	2.4	2.4	2.4	2.3
Avg. Stride Length [m]	5.6	7.4	7.4	7.1	6.8	6.5



[] Ranking at each section and finish
-:-:- No data available at this section
NA No data available

Horse/Jockey Name	IMMORTAL SHIELD/Ben Price
Finish Rank	11
Fastest Section Time (Section)	0:10.63 (L1000)
Top Speed [km/h] (Section)	69.5 (Overall)
Race State	Finished



Thomas Farms Rc Murray Bridge-
Professional-2025-08-13

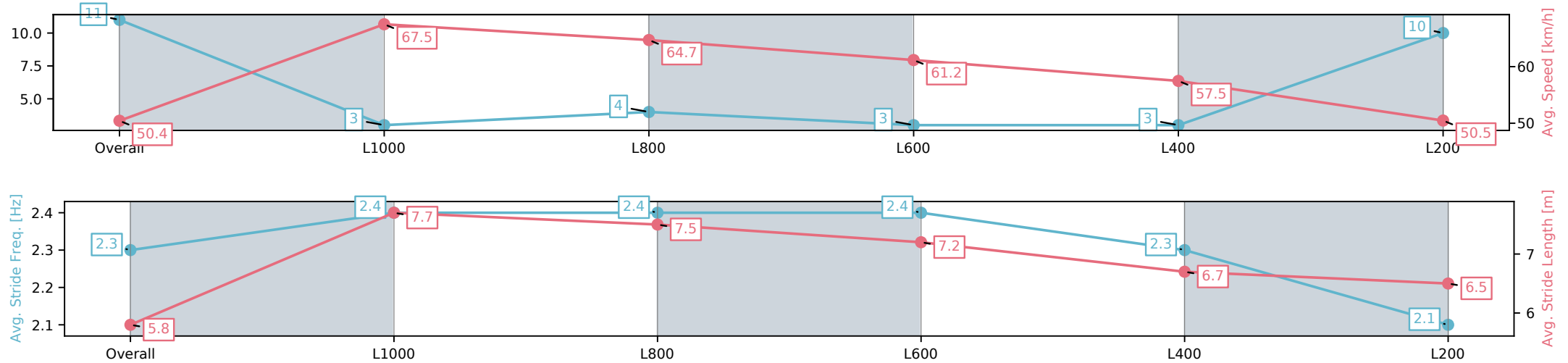
Race 5: Adelaide Hills Hotel Group Class One Handicap -
1200m

13 August 2025 - 2:30PM

Track Rating: Soft 5, Weather: Overcast, Rail Position: +8m 1200m
chute, +5m Remainder



Section	Overall	L1000	L800	L600	L400	L200
Section Times	1:14.92[11] (0:14.33)	1:00.59[3] (0:10.63)	0:49.96[4] (0:11.27)	0:38.69[3] (0:11.86)	0:26.83[3] (0:12.56)	0:14.26[10] (0:14.26)
Average Speed [km/h]	50.4	67.5	64.7	61.2	57.5	50.5
Top Speed [km/h]	68.3	69.5	67.3	63.1	62.4	54.6
Avg. Dist. to Rail [m]	1.6	2.2	3.7	2.6	6.1	6.2
Avg. Stride Freq. [Hz]	2.3	2.4	2.4	2.4	2.3	2.1
Avg. Stride Length [m]	5.8	7.7	7.5	7.2	6.7	6.5



[] Ranking at each section and finish
-:-:- No data available at this section
NA No data available