



# Thomas Farms Rc Murray Bridge-Professional-2025-08-13

## Race 3: Stay & Play at the Hotel Victor Maiden Plate - 1200m

13 August 2025 - 1:20PM

Track Rating: Soft 5, Weather: Overcast, Rail Position: +8m 1200m chute, +5m Remainder



Section Field Times							Overall	L1000	L800	L600	L400	L200		
							1:12.83 (0:14.10)	0:58.73 (0:10.70)	0:48.03 (0:11.36)	0:36.67 (0:11.79)	0:24.88 (0:12.09)	0:12.79 (0:12.79)		
Position	#	Horse/Jockey	Barrier	Top Speed [km/h]	Fastest Section	First 400m							Margin	Distance Travelled From Winner [m]
1	12	MORE THAN HOPE	10	68.2	0:10.70	0:24.79	1:12.83	0:58.74 [1]	0:48.04 [1]	0:36.67 [1]	0:24.88 [1]	0:12.79 [1]	1:12.83	
		Jason Holder		1200-1000	1000-800		(0:14.09)	(0:10.70)	(0:11.37)	(0:11.79)	(0:12.09)	(0:12.79)		
2	3	IT'S ONLY MAGIC	1	67.6	0:10.76	0:25.09	1:13.23	0:58.90 [8]	0:48.14 [6]	0:36.80 [6]	0:25.07 [3]	0:12.89 [3]	2.2L	-3
		Alysha Warren		1200-1000	1000-800		(0:14.33)	(0:10.76)	(0:11.34)	(0:11.73)	(0:12.18)	(0:12.89)		
3	4	MASTER CHARLIE	9	67.2	0:10.83	0:25.33	1:13.28	0:58.78 [9]	0:47.95 [8]	0:36.68 [8]	0:24.76 [7]	0:12.71 [4]	2.52L	+3
		Jessica Tzaferis		1200-1000	1000-800		(0:14.50)	(0:10.83)	(0:11.27)	(0:11.92)	(0:12.05)	(0:12.71)		
4	1	CITY PRO	13	68.0	0:10.82	0:24.97	1:13.30	0:59.15 [2]	0:48.33 [3]	0:36.88 [5]	0:24.75 [8]	0:12.69 [6]	2.6L	+4
		Stephanie Lacy		1200-1000	1000-800		(0:14.15)	(0:10.82)	(0:11.45)	(0:12.13)	(0:12.06)	(0:12.69)		
5	13	PENNY BANG BANG	8	67.5	0:10.81	0:25.02	1:13.59	0:59.38 [3]	0:48.57 [4]	0:37.25 [3]	0:25.45 [2]	0:13.31 [2]	4.22L	-1
		Alyssa Webb		1200-1000	1000-800		(0:14.21)	(0:10.81)	(0:11.32)	(0:11.80)	(0:12.14)	(0:13.31)		
6	14	SASSY SOPHIE	12	66.6	0:11.06	0:25.64	1:13.79	0:59.21 [11]	0:48.15 [11]	0:36.80 [11]	0:24.84 [10]	0:12.71 [9]	5.38L	+2
		Taylor Johnstone		1000-800	1000-800		(0:14.57)	(0:11.06)	(0:11.35)	(0:11.96)	(0:12.13)	(0:12.71)		
7	10	GABBATRON	11	68.3	0:10.74	0:25.07	1:13.95	0:59.62 [7]	0:48.88 [5]	0:37.40 [7]	0:25.48 [6]	0:13.38 [5]	6.24L	+4
		Felicity Atkinson		1200-1000	1000-800		(0:14.33)	(0:10.74)	(0:11.48)	(0:11.92)	(0:12.10)	(0:13.38)		
8	6	PALAIS ROHAN	2	67.6	0:11.01	0:25.84	1:13.98	0:59.15 [13]	0:48.14 [12]	0:36.60 [12]	0:24.87 [11]	0:12.87 [10]	6.39L	-3
		Brooke King		1200-1000	1000-800		(0:14.83)	(0:11.01)	(0:11.54)	(0:11.73)	(0:12.00)	(0:12.87)		
9	11	MARCEL	3	67.1	0:10.83	0:25.10	1:13.99	0:59.72 [4]	0:48.89 [7]	0:37.57 [4]	0:25.63 [5]	0:13.28 [7]	6.45L	-2
		Rochelle Milnes		1200-1000	1000-800		(0:14.27)	(0:10.83)	(0:11.32)	(0:11.94)	(0:12.35)	(0:13.28)		
10	5	OURBOLT	7	68.5	0:10.63	0:24.96	1:14.39	1:00.06 [6]	0:49.43 [2]	0:38.12 [2]	0:26.23 [3]	0:13.64 [8]	8.7L	-6
		Connor Murtagh		1200-1000	1000-800		(0:14.33)	(0:10.63)	(0:11.31)	(0:11.89)	(0:12.59)	(0:13.64)		

Scratched: Belongtojill (#8)

Report Created: Wed 13 August 2025 14:23:50 GMT+10 (Note: Timing is based on positional data)

Page 1/15

[ ] Position in running at each section and finish  
-:-:- No data available at this section  
NA No data available  
█ Background shading for fastest section

# Saddle cloth number  
DNF Did not finish  
DNT Did not track



# Thomas Farms Rc Murray Bridge-Professional-2025-08-13

## Race 3: Stay & Play at the Hotel Victor Maiden Plate - 1200m

13 August 2025 - 1:20PM

Track Rating: Soft 5, Weather: Overcast, Rail Position: +8m 1200m chute, +5m Remainder



### Section

### Field Times

Section Field Times							Overall 1:12.83 (0:14.10)	L1000 0:58.73 (0:10.70)	L800 0:48.03 (0:11.36)	L600 0:36.67 (0:11.79)	L400 0:24.88 (0:12.09)	L200 0:12.79 (0:12.79)		
Position	#	Horse/Jockey	Barrier	Top Speed [km/h]	Fastest Section	First 400m							Margin	Distance Travelled From Winner [m]
11	9	CRIMSON WALTZ	6	65.4	0:11.20	0:25.86	1:14.62	0:59.96 [12]	0:48.76 [13]	0:37.04 [13]	0:24.66 [13]	0:12.42 [12]	9.99L	+2
		Caitlin Tootell		1000-800	1000-800		(0:14.66)	(0:11.20)	(0:11.72)	(0:12.38)	(0:12.24)	(0:12.42)		
12	7	AM I LACY	5	67.1	0:10.84	0:25.40	1:14.96	1:00.40 [10]	0:49.56 [10]	0:38.28 [9]	0:26.13 [9]	0:13.53 [11]	11.91L	-2
		Alana Livesey		1200-1000	1000-800		(0:14.56)	(0:10.84)	(0:11.28)	(0:12.15)	(0:12.60)	(0:13.53)		
13	2	EGYPTIANS REIGN	4	66.8	0:11.03	0:25.34	1:17.13	1:02.82 [5]	0:51.79 [9]	0:40.36 [10]	0:27.93 [12]	0:14.81 [13]	24.02L	+1
		Dylan Caboche		1200-1000	1000-800		(0:14.31)	(0:11.03)	(0:11.43)	(0:12.43)	(0:13.12)	(0:14.81)		

Scratched: Belongtojill (#8)

Horse/Jockey Name	MORE THAN HOPE/Jason Holder
Finish Rank	1
Fastest Section Time (Section)	0:10.70 (L1000)
Top Speed [km/h] (Section)	68.2 (Overall)
Race State	Finished



Thomas Farms Rc Murray Bridge-  
Professional-2025-08-13

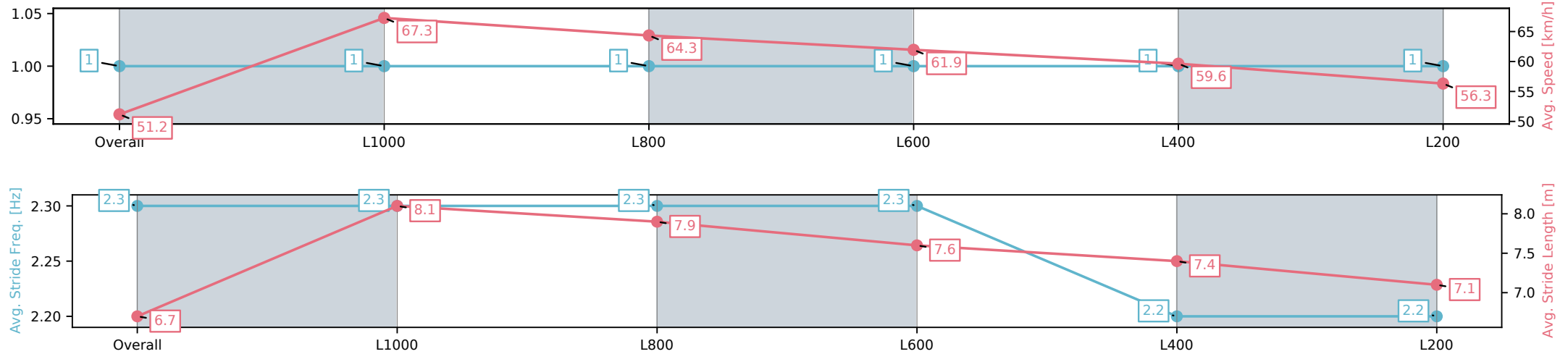
Race 3: Stay & Play at the Hotel Victor Maiden Plate -  
1200m

13 August 2025 - 1:20PM

Track Rating: Soft 5, Weather: Overcast, Rail Position: +8m 1200m  
chute, +5m Remainder



Section	Overall	L1000	L800	L600	L400	L200
Section Times	1:12.83[1] (0:14.09)	0:58.74[1] (0:10.70)	0:48.04[1] (0:11.37)	0:36.67[1] (0:11.79)	0:24.88[1] (0:12.09)	0:12.79[1] (0:12.79)
Average Speed [km/h]	51.2	67.3	64.3	61.9	59.6	56.3
Top Speed [km/h]	67.8	68.2	66.9	62.6	61.7	57.9
Avg. Dist. to Rail [m]	4.8	4.2	5.1	3.4	4.3	4.8
Avg. Stride Freq. [Hz]	2.3	2.3	2.3	2.3	2.2	2.2
Avg. Stride Length [m]	6.7	8.1	7.9	7.6	7.4	7.1



[ ] Ranking at each section and finish  
-:-:- No data available at this section  
NA No data available

Horse/Jockey Name	IT'S ONLY MAGIC/Alysha Warren
Finish Rank	2
Fastest Section Time (Section)	0:10.76 (L1000)
Top Speed [km/h] (Section)	67.6 (Overall)
Race State	Finished



Thomas Farms Rc Murray Bridge-  
Professional-2025-08-13

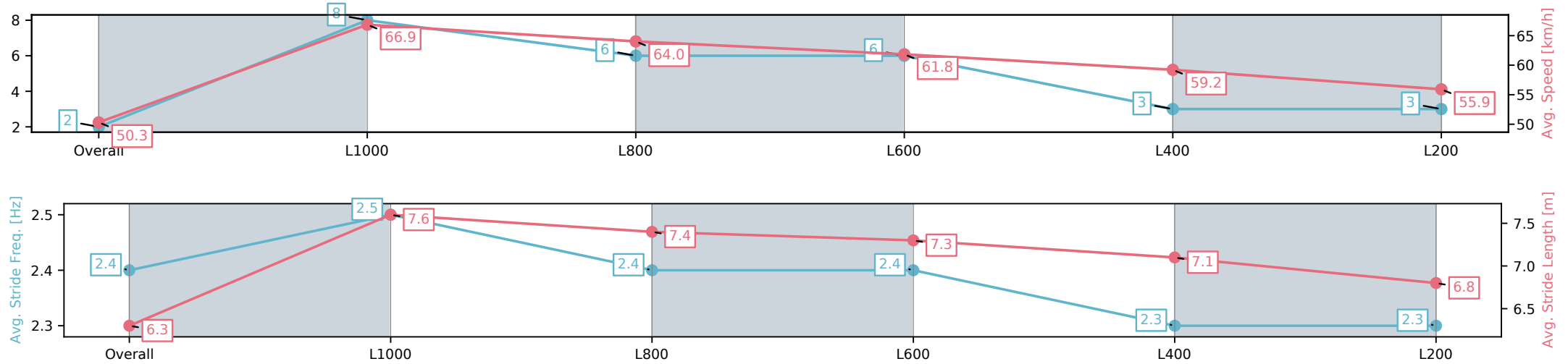
Race 3: Stay & Play at the Hotel Victor Maiden Plate -  
1200m

13 August 2025 - 1:20PM

Track Rating: Soft 5, Weather: Overcast, Rail Position: +8m 1200m  
chute, +5m Remainder



Section	Overall	L1000	L800	L600	L400	L200
Section Times	1:13.23[2] (0:14.33)	0:58.90[8] (0:10.76)	0:48.14[6] (0:11.34)	0:36.80[6] (0:11.73)	0:25.07[3] (0:12.18)	0:12.89[3] (0:12.89)
Average Speed [km/h]	50.3	66.9	64.0	61.8	59.2	55.9
Top Speed [km/h]	67.1	67.6	66.7	63.1	61.2	57.3
Avg. Dist. to Rail [m]	2.1	0.7	2.5	2.7	3.8	4.6
Avg. Stride Freq. [Hz]	2.4	2.5	2.4	2.4	2.3	2.3
Avg. Stride Length [m]	6.3	7.6	7.4	7.3	7.1	6.8



[ ] Ranking at each section and finish  
-:-:- No data available at this section  
NA No data available

Horse/Jockey Name	MASTER CHARLIE/Jessica Tzaferis
Finish Rank	3
Fastest Section Time (Section)	0:10.83 (L1000)
Top Speed [km/h] (Section)	67.2 (Overall)
Race State	Finished



Thomas Farms Rc Murray Bridge-  
Professional-2025-08-13

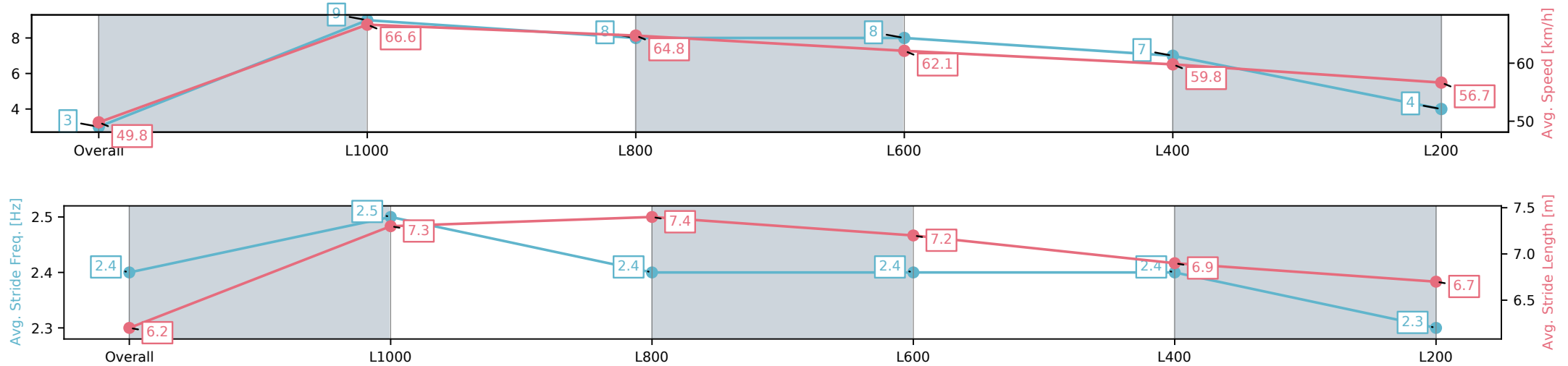
Race 3: Stay & Play at the Hotel Victor Maiden Plate -  
1200m

13 August 2025 - 1:20PM

Track Rating: Soft 5, Weather: Overcast, Rail Position: +8m 1200m  
chute, +5m Remainder



Section	Overall	L1000	L800	L600	L400	L200
Section Times	1:13.28[3] (0:14.50)	0:58.78[9] (0:10.83)	0:47.95[8] (0:11.27)	0:36.68[8] (0:11.92)	0:24.76[7] (0:12.05)	0:12.71[4] (0:12.71)
Average Speed [km/h]	49.8	66.6	64.8	62.1	59.8	56.7
Top Speed [km/h]	65.5	67.2	66.9	63.2	61.0	59.0
Avg. Dist. to Rail [m]	4.1	3.2	5.2	7.5	12.4	12.1
Avg. Stride Freq. [Hz]	2.4	2.5	2.4	2.4	2.4	2.3
Avg. Stride Length [m]	6.2	7.3	7.4	7.2	6.9	6.7



[ ] Ranking at each section and finish  
-:-:- No data available at this section  
NA No data available

Horse/Jockey Name	CITY PRO/Stephanie Lacy
Finish Rank	4
Fastest Section Time (Section)	0:10.82 (L1000)
Top Speed [km/h] (Section)	68.0 (Overall)
Race State	Finished



Thomas Farms Rc Murray Bridge-  
Professional-2025-08-13

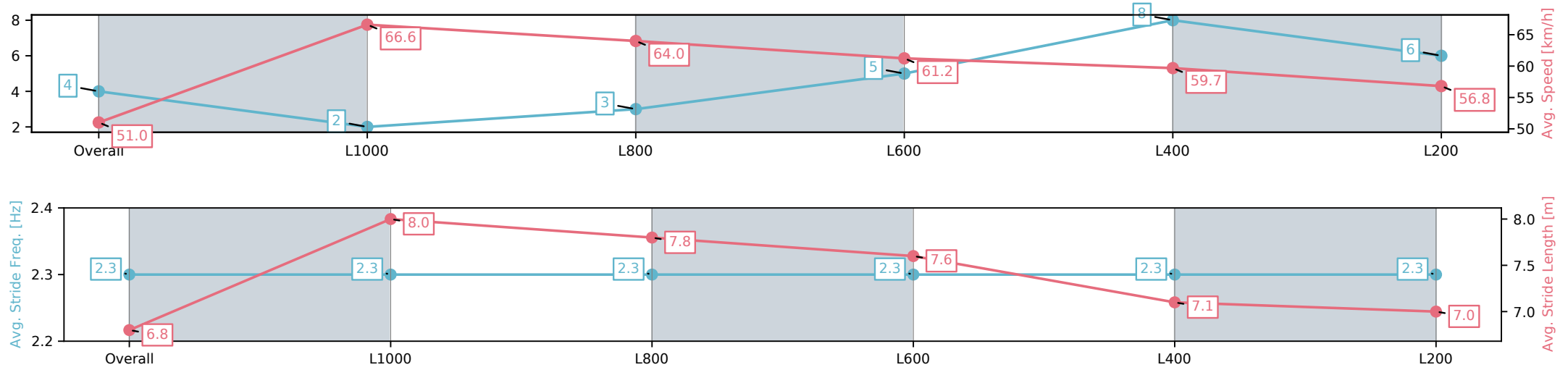
Race 3: Stay & Play at the Hotel Victor Maiden Plate -  
1200m

13 August 2025 - 1:20PM

Track Rating: Soft 5, Weather: Overcast, Rail Position: +8m 1200m  
chute, +5m Remainder



Section	Overall	L1000	L800	L600	L400	L200
Section Times	1:13.30[4] (0:14.15)	0:59.15[2] (0:10.82)	0:48.33[3] (0:11.45)	0:36.88[5] (0:12.13)	0:24.75[8] (0:12.06)	0:12.69[6] (0:12.69)
Average Speed [km/h]	51.0	66.6	64.0	61.2	59.7	56.8
Top Speed [km/h]	68.0	67.8	66.1	62.4	61.1	58.5
Avg. Dist. to Rail [m]	8.7	5.6	6.8	6.9	9.6	9.4
Avg. Stride Freq. [Hz]	2.3	2.3	2.3	2.3	2.3	2.3
Avg. Stride Length [m]	6.8	8.0	7.8	7.6	7.1	7.0



[ ] Ranking at each section and finish  
-:-:- No data available at this section  
NA No data available

Horse/Jockey Name	PENNY BANG BANG/Alyssa Webb
Finish Rank	5
Fastest Section Time (Section)	0:10.81 (L1000)
Top Speed [km/h] (Section)	67.5 (Overall)
Race State	Finished



Thomas Farms Rc Murray Bridge-  
Professional-2025-08-13

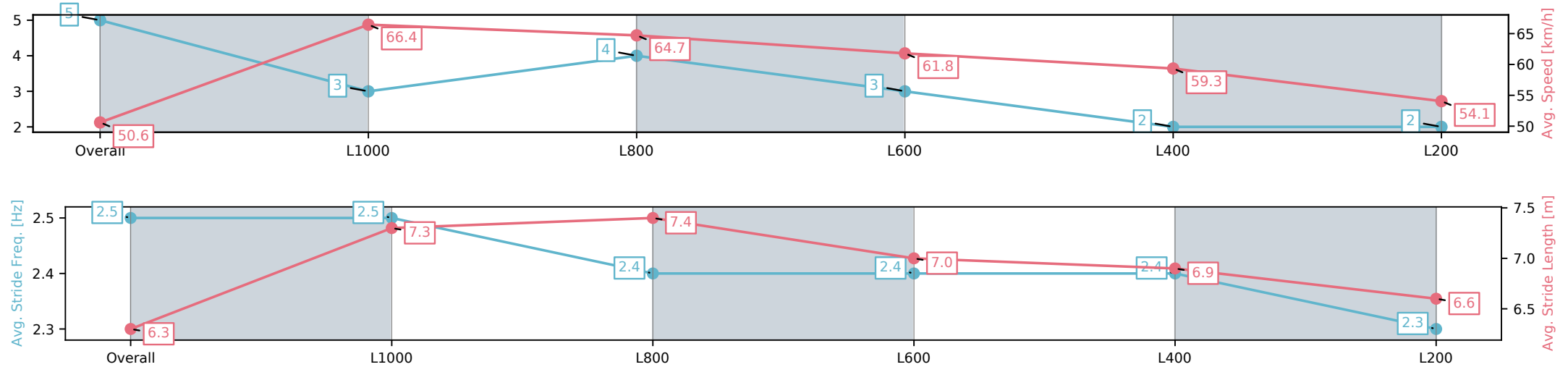
Race 3: Stay & Play at the Hotel Victor Maiden Plate -  
1200m

13 August 2025 - 1:20PM

Track Rating: Soft 5, Weather: Overcast, Rail Position: +8m 1200m  
chute, +5m Remainder



Section	Overall	L1000	L800	L600	L400	L200
Section Times	1:13.59[5] (0:14.21)	0:59.38[3] (0:10.81)	0:48.57[4] (0:11.32)	0:37.25[3] (0:11.80)	0:25.45[2] (0:12.14)	0:13.31[2] (0:13.31)
Average Speed [km/h]	50.6	66.4	64.7	61.8	59.3	54.1
Top Speed [km/h]	66.6	67.5	66.6	63.5	61.3	57.1
Avg. Dist. to Rail [m]	3.7	3.1	4.4	3.7	6.1	6.8
Avg. Stride Freq. [Hz]	2.5	2.5	2.4	2.4	2.4	2.3
Avg. Stride Length [m]	6.3	7.3	7.4	7.0	6.9	6.6



[ ] Ranking at each section and finish  
-:-:- No data available at this section  
NA No data available

Horse/Jockey Name	SASSY SOPHIE/Taylor Johnstone
Finish Rank	6
Fastest Section Time (Section)	0:11.06 (L1000)
Top Speed [km/h] (Section)	66.6 (L1000)
Race State	Finished



Thomas Farms Rc Murray Bridge-  
Professional-2025-08-13

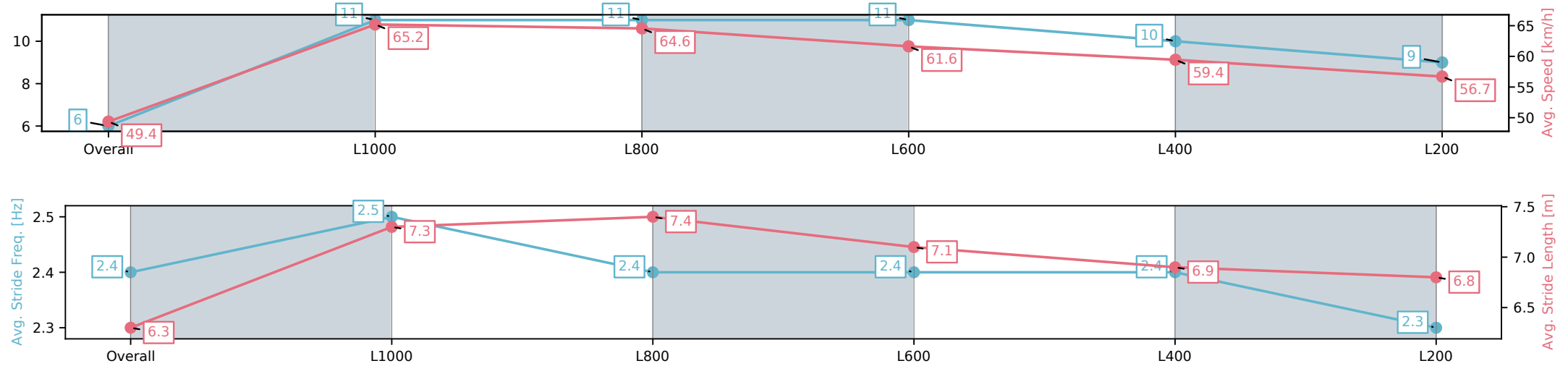
Race 3: Stay & Play at the Hotel Victor Maiden Plate -  
1200m

13 August 2025 - 1:20PM

Track Rating: Soft 5, Weather: Overcast, Rail Position: +8m 1200m  
chute, +5m Remainder



Section	Overall	L1000	L800	L600	L400	L200
Section Times	1:13.79[6] (0:14.57)	0:59.21[11] (0:11.06)	0:48.15[11] (0:11.35)	0:36.80[11] (0:11.96)	0:24.84[10] (0:12.13)	0:12.71[9] (0:12.71)
Average Speed [km/h]	49.4	65.2	64.6	61.6	59.4	56.7
Top Speed [km/h]	66.2	66.6	66.6	62.9	61.4	58.9
Avg. Dist. to Rail [m]	6.6	3.8	5.2	6.8	9.7	9.5
Avg. Stride Freq. [Hz]	2.4	2.5	2.4	2.4	2.4	2.3
Avg. Stride Length [m]	6.3	7.3	7.4	7.1	6.9	6.8



[ ] Ranking at each section and finish  
-:-:- No data available at this section  
NA No data available



Horse/Jockey Name	GABBATRON/Felicity Atkinson
Finish Rank	7
Fastest Section Time (Section)	0:10.74 (L1000)
Top Speed [km/h] (Section)	68.3 (Overall)
Race State	Finished



Thomas Farms Rc Murray Bridge-  
Professional-2025-08-13

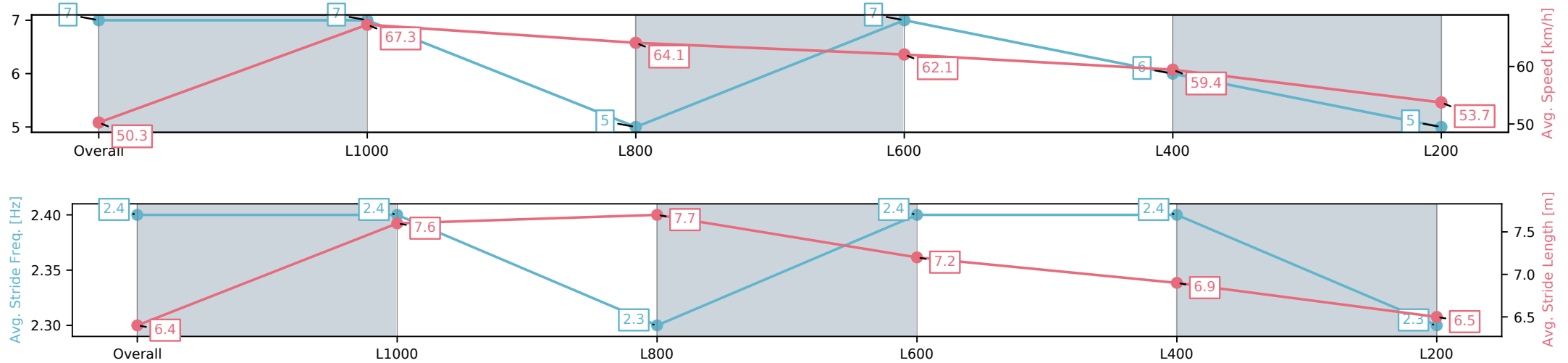
Race 3: Stay & Play at the Hotel Victor Maiden Plate -  
1200m



13 August 2025 - 1:20PM

Track Rating: Soft 5, Weather: Overcast, Rail Position: +8m 1200m  
chute, +5m Remainder

Section	Overall	L1000	L800	L600	L400	L200
Section Times	1:13.95[7] (0:14.33)	0:59.62[7] (0:10.74)	0:48.88[5] (0:11.48)	0:37.40[7] (0:11.92)	0:25.48[6] (0:12.10)	0:13.38[5] (0:13.38)
Average Speed [km/h]	50.3	67.3	64.1	62.1	59.4	53.7
Top Speed [km/h]	68.3	68.3	66.0	63.3	62.5	56.6
Avg. Dist. to Rail [m]	6.5	5.1	7.3	7.1	9.6	9.0
Avg. Stride Freq. [Hz]	2.4	2.4	2.3	2.4	2.4	2.3
Avg. Stride Length [m]	6.4	7.6	7.7	7.2	6.9	6.5



[ ] Ranking at each section and finish  
-:-:- No data available at this section  
NA No data available

Horse/Jockey Name	PALAIS ROHAN/Brooke King
Finish Rank	8
Fastest Section Time (Section)	0:11.01 (L1000)
Top Speed [km/h] (Section)	67.6 (Overall)
Race State	Finished



Thomas Farms Rc Murray Bridge-  
Professional-2025-08-13

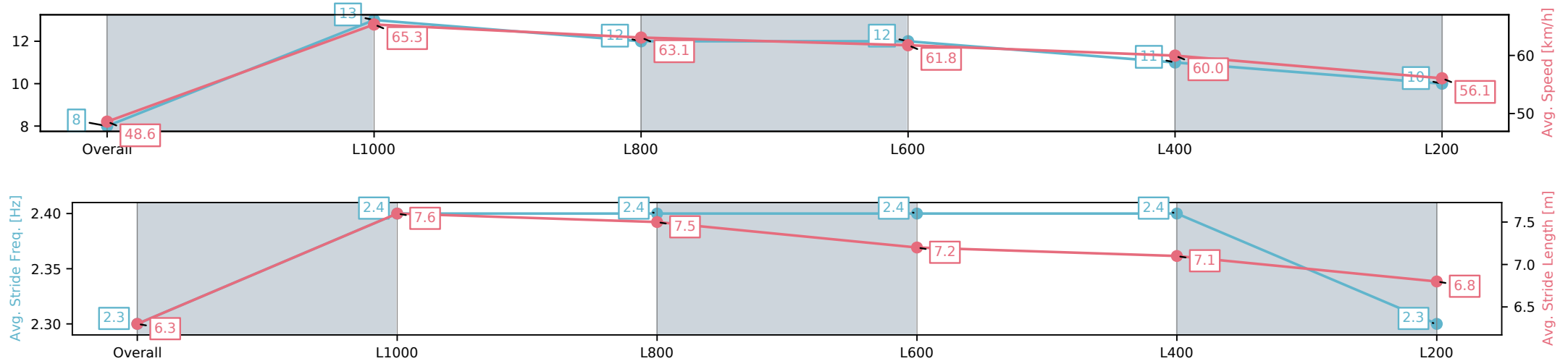
Race 3: Stay & Play at the Hotel Victor Maiden Plate -  
1200m

13 August 2025 - 1:20PM

Track Rating: Soft 5, Weather: Overcast, Rail Position: +8m 1200m  
chute, +5m Remainder



Section	Overall	L1000	L800	L600	L400	L200
Section Times	1:13.98[8] (0:14.83)	0:59.15[13] (0:11.01)	0:48.14[12] (0:11.54)	0:36.60[12] (0:11.73)	0:24.87[11] (0:12.00)	0:12.87[10] (0:12.87)
Average Speed [km/h]	48.6	65.3	63.1	61.8	60.0	56.1
Top Speed [km/h]	67.4	67.6	65.0	64.3	61.1	58.9
Avg. Dist. to Rail [m]	2.6	0.5	3.0	2.2	3.3	5.0
Avg. Stride Freq. [Hz]	2.3	2.4	2.4	2.4	2.4	2.3
Avg. Stride Length [m]	6.3	7.6	7.5	7.2	7.1	6.8



[ ] Ranking at each section and finish  
-:-:- No data available at this section  
NA No data available

Horse/Jockey Name	MARCEL/Rochelle Milnes
Finish Rank	9
Fastest Section Time (Section)	0:10.83 (L1000)
Top Speed [km/h] (Section)	67.1 (Overall)
Race State	Finished



Thomas Farms Rc Murray Bridge-  
Professional-2025-08-13

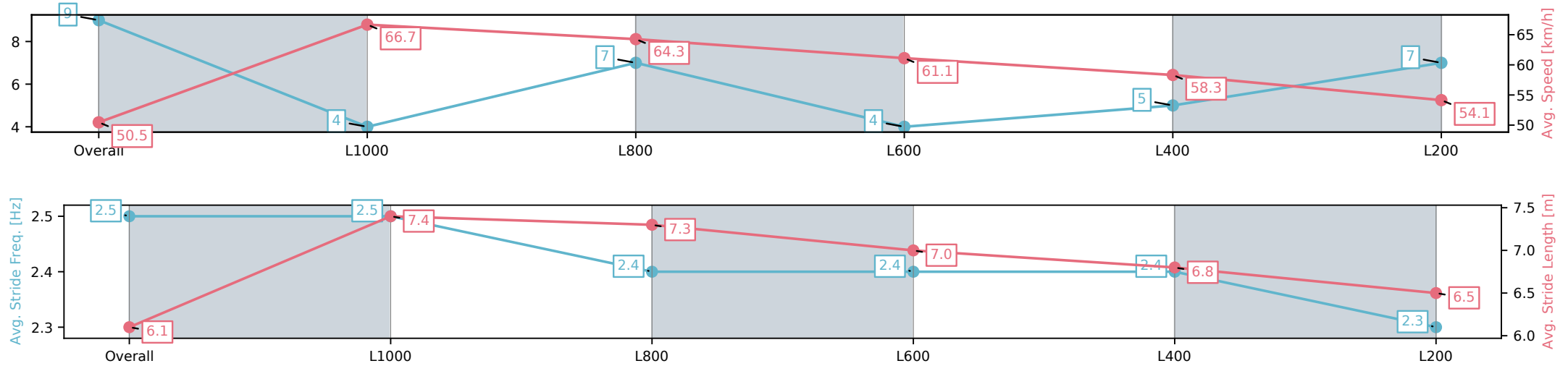
Race 3: Stay & Play at the Hotel Victor Maiden Plate -  
1200m

13 August 2025 - 1:20PM

Track Rating: Soft 5, Weather: Overcast, Rail Position: +8m 1200m  
chute, +5m Remainder



Section	Overall	L1000	L800	L600	L400	L200
Section Times	1:13.99[9] (0:14.27)	0:59.72[4] (0:10.83)	0:48.89[7] (0:11.32)	0:37.57[4] (0:11.94)	0:25.63[5] (0:12.35)	0:13.28[7] (0:13.28)
Average Speed [km/h]	50.5	66.7	64.3	61.1	58.3	54.1
Top Speed [km/h]	66.7	67.1	66.2	62.1	59.8	56.4
Avg. Dist. to Rail [m]	0.7	2.4	4.0	3.3	4.7	5.2
Avg. Stride Freq. [Hz]	2.5	2.5	2.4	2.4	2.4	2.3
Avg. Stride Length [m]	6.1	7.4	7.3	7.0	6.8	6.5



[ ] Ranking at each section and finish  
-:-:- No data available at this section  
NA No data available

Horse/Jockey Name	OURBOLT/Connor Murtagh
Finish Rank	10
Fastest Section Time (Section)	0:10.63 (L1000)
Top Speed [km/h] (Section)	68.5 (Overall)
Race State	Finished



Thomas Farms Rc Murray Bridge-  
Professional-2025-08-13

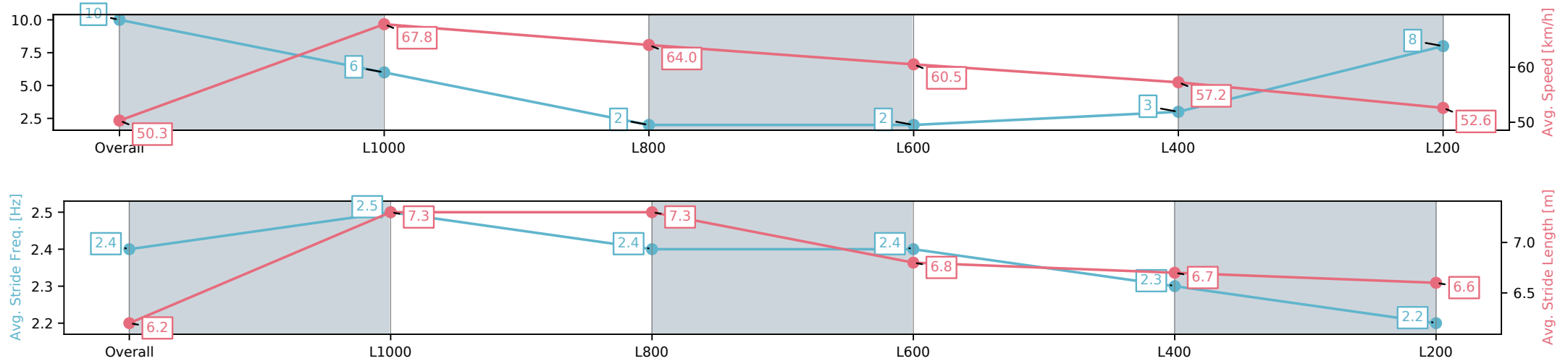
Race 3: Stay & Play at the Hotel Victor Maiden Plate -  
1200m

13 August 2025 - 1:20PM

Track Rating: Soft 5, Weather: Overcast, Rail Position: +8m 1200m  
chute, +5m Remainder



Section	Overall	L1000	L800	L600	L400	L200
Section Times	1:14.39[10] (0:14.33)	1:00.06[6] (0:10.63)	0:49.43[2] (0:11.31)	0:38.12[2] (0:11.89)	0:26.23[3] (0:12.59)	0:13.64[8] (0:13.64)
Average Speed [km/h]	50.3	67.8	64.0	60.5	57.2	52.6
Top Speed [km/h]	68.2	68.5	66.7	62.5	58.6	55.6
Avg. Dist. to Rail [m]	3.1	2.2	2.8	0.5	1.2	2.2
Avg. Stride Freq. [Hz]	2.4	2.5	2.4	2.4	2.3	2.2
Avg. Stride Length [m]	6.2	7.3	7.3	6.8	6.7	6.6



[ ] Ranking at each section and finish  
-:-:- No data available at this section  
NA No data available

Horse/Jockey Name	CRIMSON WALTZ/Caitlin Tootell
Finish Rank	11
Fastest Section Time (Section)	0:11.20 (L1000)
Top Speed [km/h] (Section)	65.4 (L1000)
Race State	Finished



Thomas Farms Rc Murray Bridge-  
Professional-2025-08-13

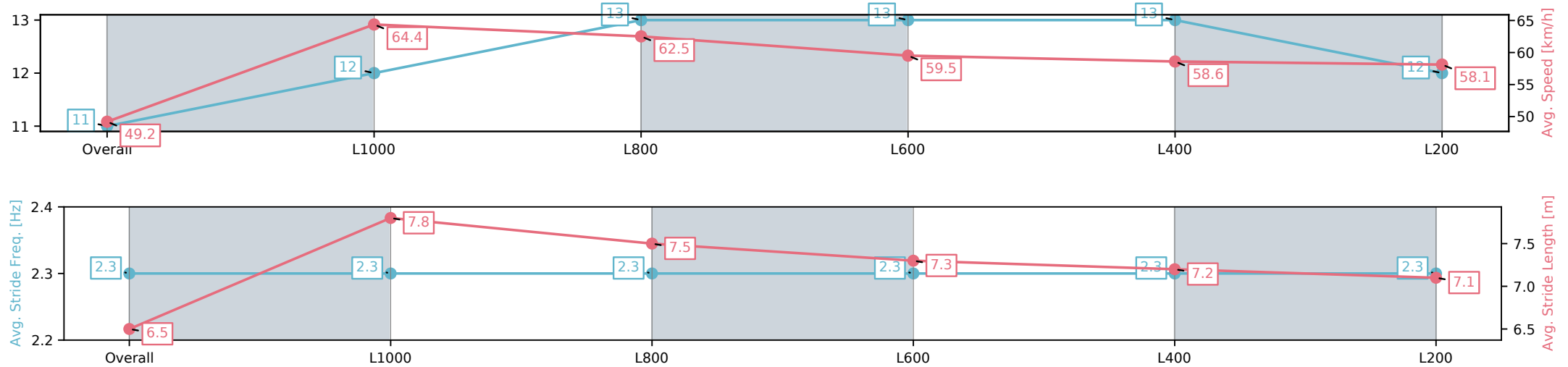
Race 3: Stay & Play at the Hotel Victor Maiden Plate -  
1200m

13 August 2025 - 1:20PM

Track Rating: Soft 5, Weather: Overcast, Rail Position: +8m 1200m  
chute, +5m Remainder



Section	Overall	L1000	L800	L600	L400	L200
Section Times	1:14.62[11] (0:14.66)	0:59.96[12] (0:11.20)	0:48.76[13] (0:11.72)	0:37.04[13] (0:12.38)	0:24.66[13] (0:12.24)	0:12.42[12] (0:12.42)
Average Speed [km/h]	49.2	64.4	62.5	59.5	58.6	58.1
Top Speed [km/h]	65.1	65.2	65.4	60.3	59.4	59.0
Avg. Dist. to Rail [m]	3.3	3.6	5.9	4.9	7.3	9.1
Avg. Stride Freq. [Hz]	2.3	2.3	2.3	2.3	2.3	2.3
Avg. Stride Length [m]	6.5	7.8	7.5	7.3	7.2	7.1



[ ] Ranking at each section and finish  
-:-:- No data available at this section  
NA No data available

Horse/Jockey Name	AM I LACY/Alana Livesey
Finish Rank	12
Fastest Section Time (Section)	0:10.84 (L1000)
Top Speed [km/h] (Section)	67.1 (Overall)
Race State	Finished



Thomas Farms Rc Murray Bridge-  
Professional-2025-08-13

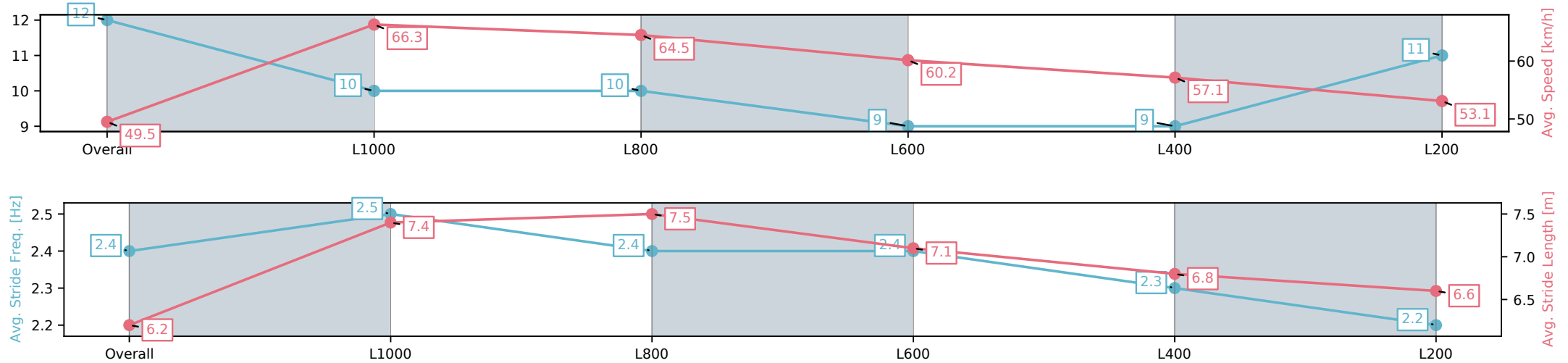
Race 3: Stay & Play at the Hotel Victor Maiden Plate -  
1200m

13 August 2025 - 1:20PM

Track Rating: Soft 5, Weather: Overcast, Rail Position: +8m 1200m  
chute, +5m Remainder



Section	Overall	L1000	L800	L600	L400	L200
Section Times	1:14.96[12] (0:14.56)	1:00.40[10] (0:10.84)	0:49.56[10] (0:11.28)	0:38.28[9] (0:12.15)	0:26.13[9] (0:12.60)	0:13.53[11] (0:13.53)
Average Speed [km/h]	49.5	66.3	64.5	60.2	57.1	53.1
Top Speed [km/h]	66.9	67.1	66.9	62.6	58.9	54.7
Avg. Dist. to Rail [m]	1.5	2.1	3.1	4.1	6.3	5.2
Avg. Stride Freq. [Hz]	2.4	2.5	2.4	2.4	2.3	2.2
Avg. Stride Length [m]	6.2	7.4	7.5	7.1	6.8	6.6



[ ] Ranking at each section and finish  
-:-:- No data available at this section  
NA No data available

Horse/Jockey Name	EGYPTIANS REIGN/Dylan Caboche
Finish Rank	13
Fastest Section Time (Section)	0:11.03 (L1000)
Top Speed [km/h] (Section)	66.8 (Overall)
Race State	Finished



Thomas Farms Rc Murray Bridge-  
Professional-2025-08-13

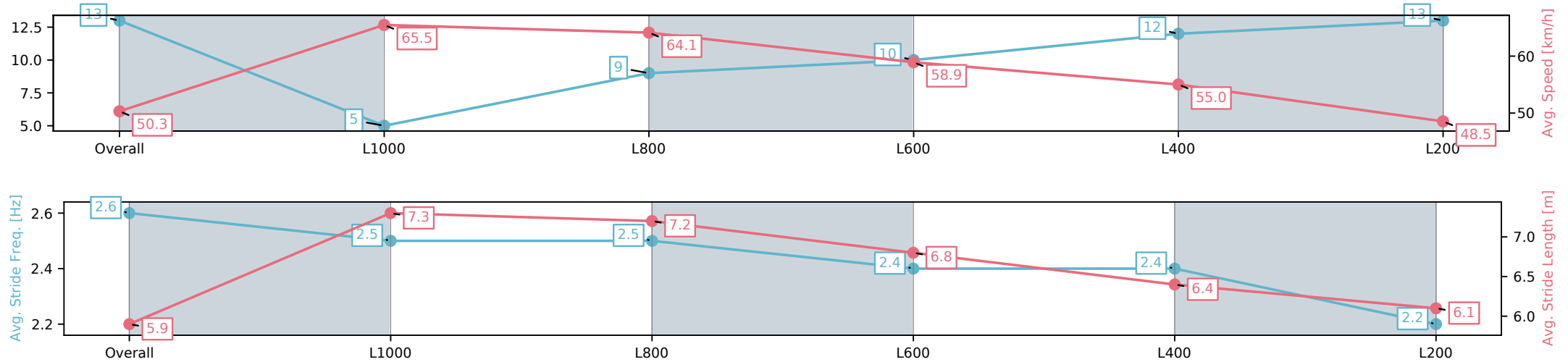
Race 3: Stay & Play at the Hotel Victor Maiden Plate -  
1200m

13 August 2025 - 1:20PM

Track Rating: Soft 5, Weather: Overcast, Rail Position: +8m 1200m  
chute, +5m Remainder



Section	Overall	L1000	L800	L600	L400	L200
Section Times	1:17.13[13] (0:14.31)	1:02.82[5] (0:11.03)	0:51.79[9] (0:11.43)	0:40.36[10] (0:12.43)	0:27.93[12] (0:13.12)	0:14.81[13] (0:14.81)
Average Speed [km/h]	50.3	65.5	64.1	58.9	55.0	48.5
Top Speed [km/h]	66.8	66.8	65.4	62.3	58.5	51.7
Avg. Dist. to Rail [m]	2.2	4.7	5.8	4.9	6.5	7.4
Avg. Stride Freq. [Hz]	2.6	2.5	2.5	2.4	2.4	2.2
Avg. Stride Length [m]	5.9	7.3	7.2	6.8	6.4	6.1



[ ] Ranking at each section and finish  
-:-:- No data available at this section  
NA No data available