



Thomas Farms Rc Murray Bridge-Professional-2025-08-13

Race 2: Sportsbet Same Race Multi Maiden Plate - 1200m

13 August 2025 - 12:47PM

Track Rating: Soft 5, Weather: Overcast, Rail Position: +8m 1200m chute, +5m Remainder



Section Field Times							Overall	L1000	L800	L600	L400	L200		
							1:12.86 (0:14.17)	0:58.69 (0:10.89)	0:47.80 (0:11.34)	0:36.45 (0:11.93)	0:24.53 (0:12.11)	0:12.41 (0:12.41)		
Position	#	Horse/Jockey	Barrier	Top Speed [km/h]	Fastest Section	First 400m							Margin	Distance Travelled From Winner [m]
1	13	NADEGE Kayla Crowther	8	67.6 1200-1000	0:10.88 1000-800	0:25.63	1:12.86 (0:14.75)	0:58.11 [10] (0:10.88)	0:47.23 [11] (0:11.39)	0:35.84 [11] (0:11.73)	0:24.11 [9] (0:11.69)	0:12.42 [1] (0:12.42)	1:12.86	
2	4	MACHINEGUN MIKE Connor Murtagh	6	67.2 1200-1000	0:10.97 1000-800	0:25.56	1:12.90 (0:14.59)	0:58.31 [8] (0:10.97)	0:47.34 [10] (0:11.38)	0:35.96 [10] (0:11.92)	0:24.04 [10] (0:11.96)	0:12.08 [5] (0:12.08)	0.25L	-3
3	10	FUNNY FEELING Zoe Lloyd	13	66.8 1000-800	0:10.85 1000-800	0:25.93	1:13.05 (0:15.08)	0:57.97 [13] (0:10.85)	0:47.12 [13] (0:11.21)	0:35.91 [12] (0:11.81)	0:24.10 [11] (0:11.89)	0:12.21 [7] (0:12.21)	1.14L	-4
4	1	FRONTPOINT Dylan Caboche	7	68.1 1200-1000	0:10.75 1000-800	0:25.28	1:13.46 (0:14.54)	0:58.92 [7] (0:10.75)	0:48.17 [5] (0:11.35)	0:36.82 [7] (0:11.86)	0:24.96 [4] (0:12.31)	0:12.65 [4] (0:12.65)	3.72L	-4
5	3	INDIAMO Teagan Voorham	1	68.4 1200-1000	0:10.73 1000-800	0:25.24	1:13.59 (0:14.51)	0:59.08 [6] (0:10.73)	0:48.35 [4] (0:11.38)	0:36.97 [5] (0:11.92)	0:25.05 [6] (0:12.23)	0:12.82 [3] (0:12.82)	4.56L	-5
6	5	TREVIDI Jacob Opperman	3	68.7 1200-1000	0:10.94 1000-800	0:25.11	1:13.66 (0:14.17)	0:59.49 [1] (0:10.94)	0:48.55 [3] (0:11.35)	0:37.20 [3] (0:11.87)	0:25.33 [1] (0:12.26)	0:13.07 [2] (0:13.07)	4.95L	-5
7	6	WEST OF THE WALL Margaret Collett	10	66.8 1200-1000	0:10.92 1000-800	0:25.92	1:13.79 (0:15.00)	0:58.79 [12] (0:10.92)	0:47.87 [12] (0:11.31)	0:36.56 [13] (0:11.84)	0:24.72 [13] (0:12.20)	0:12.52 [12] (0:12.52)	5.79L	-4
8	9	CELESTORY Rochelle Milnes	9	68.4 1200-1000	0:10.71 1000-800	0:25.51	1:13.89 (0:14.80)	0:59.09 [11] (0:10.71)	0:48.38 [9] (0:11.24)	0:37.14 [8] (0:11.96)	0:25.18 [8] (0:12.26)	0:12.92 [11] (0:12.92)	6.4L	-1
9	8	AMANDA'S JOY Sairyn Fawke	2	68.3 1200-1000	0:10.80 1000-800	0:25.10	1:14.05 (0:14.30)	0:59.75 [3] (0:10.80)	0:48.95 [2] (0:11.33)	0:37.62 [2] (0:12.04)	0:25.58 [3] (0:12.35)	0:13.23 [5] (0:13.23)	7.44L	-7
10	14	SASHING Stacey Metcalfe	4	67.1 1200-1000	0:10.88 1000-800	0:25.31	1:14.19 (0:14.43)	0:59.76 [4] (0:10.88)	0:48.88 [6] (0:11.32)	0:37.56 [6] (0:11.99)	0:25.57 [7] (0:12.34)	0:13.23 [10] (0:13.23)	8.3L	+2

Scratched: Zadows Landing (#7)

Report Created: Wed 13 August 2025 13:47:06 GMT+10 (Note: Timing is based on positional data)

Page 1/15

[] Position in running at each section and finish
-:-:- No data available at this section
NA No data available
Background shading for fastest section

Saddle cloth number
DNF Did not finish
DNT Did not track

data processed by TRIPLESDATA



Thomas Farms Rc Murray Bridge-Professional-2025-08-13

Race 2: Sportsbet Same Race Multi Maiden Plate - 1200m

13 August 2025 - 12:47PM

Track Rating: Soft 5, Weather: Overcast, Rail Position: +8m 1200m chute, +5m Remainder



Section

Field Times

Overall
1:12.86
(0:14.17)

L1000
0:58.69
(0:10.89)

L800
0:47.80
(0:11.34)

L600
0:36.45
(0:11.93)

L400
0:24.53
(0:12.11)

L200
0:12.41
(0:12.41)

Position	#	Horse/Jockey	Barrier	Top Speed [km/h]	Fastest Section	First 400m	Overall	L1000	L800	L600	L400	L200	Margin	Distance Travelled From Winner [m]
11	11	HOMETOWN GAL	11	67.0	0:10.91	0:25.38	1:14.44	0:59.97 [5]	0:49.06 [7]	0:37.83 [4]	0:25.91 [5]	0:13.53 [9]	9.85L	+1
		Jason Holder		1000-800	1000-800		(0:14.47)	(0:10.91)	(0:11.23)	(0:11.92)	(0:12.38)	(0:13.53)		
12	2	HECS DEBT	5	67.4	0:10.85	0:25.06	1:14.92	1:00.71 [2]	0:49.86 [1]	0:38.52 [1]	0:26.55 [2]	0:14.01 [8]	12.88L	-3
		Alana Livesey		1200-1000	1000-800		(0:14.21)	(0:10.85)	(0:11.34)	(0:11.97)	(0:12.54)	(0:14.01)		
13	12	MISS PUISSANCE	12	68.1	0:10.84	0:25.48	1:16.40	1:01.76 [9]	0:50.92 [8]	0:39.59 [9]	0:27.45 [11]	0:14.73 [13]	22.07L	+3
		Ben Price		1200-1000	1000-800		(0:14.64)	(0:10.84)	(0:11.33)	(0:12.14)	(0:12.72)	(0:14.73)		

Scratched: Zadows Landing (#7)

Horse/Jockey Name	NADEGE/Kayla Crowther
Finish Rank	1
Fastest Section Time (Section)	0:10.88 (L1000)
Top Speed [km/h] (Section)	67.6 (Overall)
Race State	Finished



Thomas Farms Rc Murray Bridge-
Professional-2025-08-13

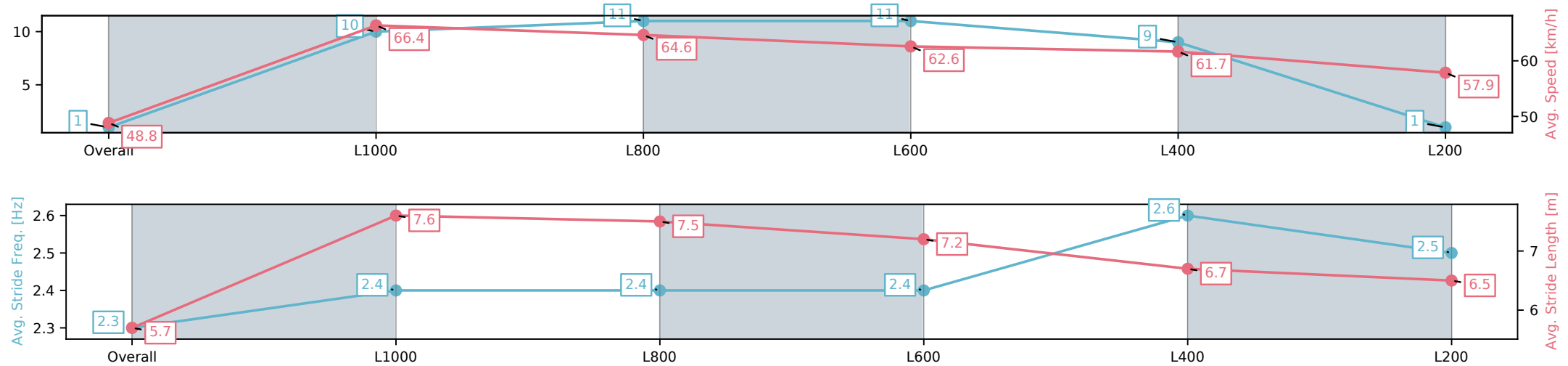
Race 2: Sportsbet Same Race Multi Maiden Plate - 1200m

13 August 2025 - 12:47PM

Track Rating: Soft 5, Weather: Overcast, Rail Position: +8m 1200m
chute, +5m Remainder



Section	Overall	L1000	L800	L600	L400	L200
Section Times	1:12.86[1] (0:14.75)	0:58.11[10] (0:10.88)	0:47.23[11] (0:11.39)	0:35.84[11] (0:11.73)	0:24.11[9] (0:11.69)	0:12.42[1] (0:12.42)
Average Speed [km/h]	48.8	66.4	64.6	62.6	61.7	57.9
Top Speed [km/h]	67.5	67.6	66.4	63.5	63.3	60.4
Avg. Dist. to Rail [m]	4.6	3.8	6.3	5.7	8.0	7.7
Avg. Stride Freq. [Hz]	2.3	2.4	2.4	2.4	2.6	2.5
Avg. Stride Length [m]	5.7	7.6	7.5	7.2	6.7	6.5



[] Ranking at each section and finish
-:-:- No data available at this section
NA No data available

Horse/Jockey Name	MACHINEGUN MIKE/Connor Murtagh
Finish Rank	2
Fastest Section Time (Section)	0:10.97 (L1000)
Top Speed [km/h] (Section)	67.2 (Overall)
Race State	Finished



Thomas Farms Rc Murray Bridge-
Professional-2025-08-13

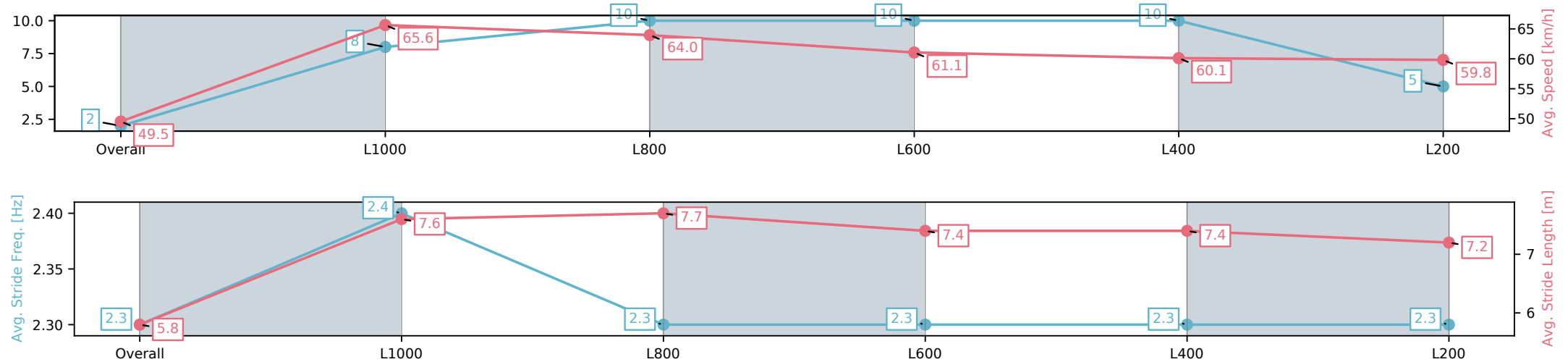
Race 2: Sportsbet Same Race Multi Maiden Plate - 1200m

13 August 2025 - 12:47PM

Track Rating: Soft 5, Weather: Overcast, Rail Position: +8m 1200m
chute, +5m Remainder



Section	Overall	L1000	L800	L600	L400	L200
Section Times	1:12.90[2] (0:14.59)	0:58.31[8] (0:10.97)	0:47.34[10] (0:11.38)	0:35.96[10] (0:11.92)	0:24.04[10] (0:11.96)	0:12.08[5] (0:12.08)
Average Speed [km/h]	49.5	65.6	64.0	61.1	60.1	59.8
Top Speed [km/h]	66.9	67.2	65.8	61.9	62.3	61.0
Avg. Dist. to Rail [m]	2.9	2.4	4.1	2.6	5.4	8.4
Avg. Stride Freq. [Hz]	2.3	2.4	2.3	2.3	2.3	2.3
Avg. Stride Length [m]	5.8	7.6	7.7	7.4	7.4	7.2



[] Ranking at each section and finish
-:-:- No data available at this section
NA No data available

Horse/Jockey Name	FUNNY FEELING/Zoe Lloyd
Finish Rank	3
Fastest Section Time (Section)	0:10.85 (L1000)
Top Speed [km/h] (Section)	66.8 (L1000)
Race State	Finished



Thomas Farms Rc Murray Bridge-
Professional-2025-08-13

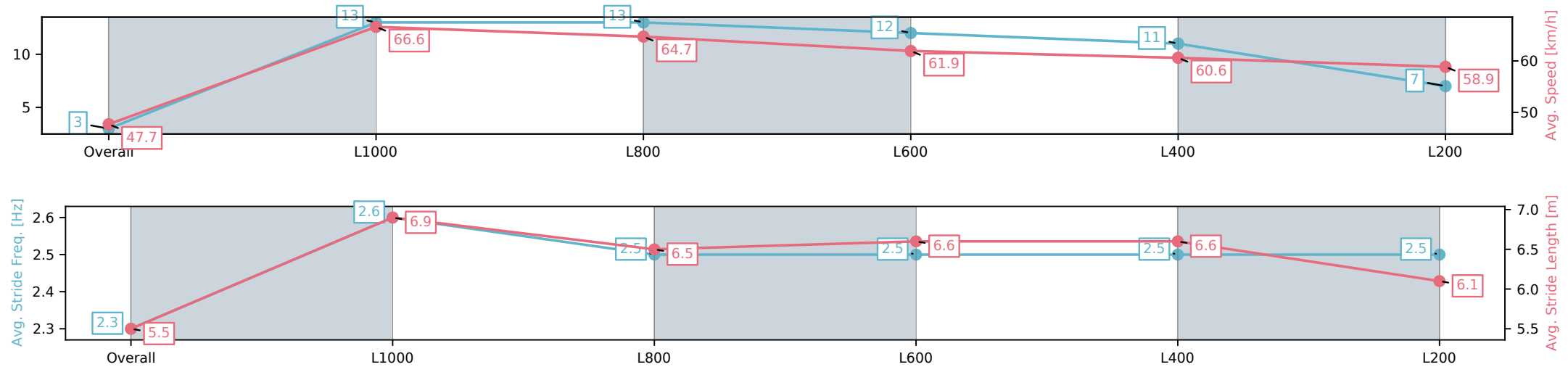
Race 2: Sportsbet Same Race Multi Maiden Plate - 1200m

13 August 2025 - 12:47PM

Track Rating: Soft 5, Weather: Overcast, Rail Position: +8m 1200m
chute, +5m Remainder



Section	Overall	L1000	L800	L600	L400	L200
Section Times	1:13.05[3] (0:15.08)	0:57.97[13] (0:10.85)	0:47.12[13] (0:11.21)	0:35.91[12] (0:11.81)	0:24.10[11] (0:11.89)	0:12.21[7] (0:12.21)
Average Speed [km/h]	47.7	66.6	64.7	61.9	60.6	58.9
Top Speed [km/h]	65.7	66.8	66.8	62.7	61.4	60.7
Avg. Dist. to Rail [m]	7.4	3.1	3.7	3.7	10.7	12.3
Avg. Stride Freq. [Hz]	2.3	2.6	2.5	2.5	2.5	2.5
Avg. Stride Length [m]	5.5	6.9	6.5	6.6	6.6	6.1



[] Ranking at each section and finish
-:-:- No data available at this section
NA No data available

Horse/Jockey Name	FRONTPOINT/Dylan Caboche
Finish Rank	4
Fastest Section Time (Section)	0:10.75 (L1000)
Top Speed [km/h] (Section)	68.1 (Overall)
Race State	Finished



Thomas Farms Rc Murray Bridge-
Professional-2025-08-13

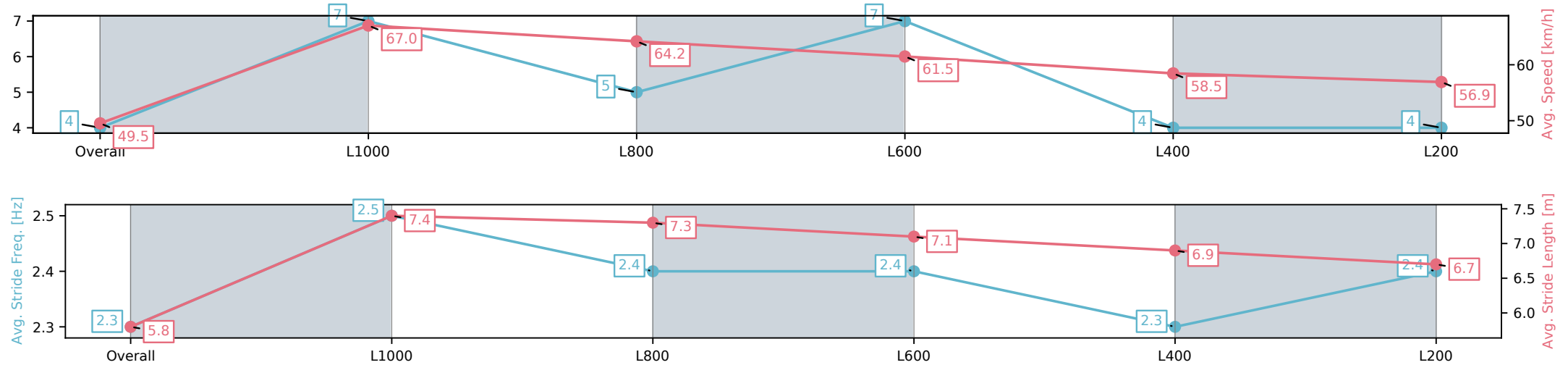
Race 2: Sportsbet Same Race Multi Maiden Plate - 1200m

13 August 2025 - 12:47PM

Track Rating: Soft 5, Weather: Overcast, Rail Position: +8m 1200m
chute, +5m Remainder



Section	Overall	L1000	L800	L600	L400	L200
Section Times	1:13.46[4] (0:14.54)	0:58.92[7] (0:10.75)	0:48.17[5] (0:11.35)	0:36.82[7] (0:11.86)	0:24.96[4] (0:12.31)	0:12.65[4] (0:12.65)
Average Speed [km/h]	49.5	67.0	64.2	61.5	58.5	56.9
Top Speed [km/h]	67.4	68.1	65.5	63.9	60.4	57.8
Avg. Dist. to Rail [m]	2.5	1.5	3.6	3.3	4.6	5.9
Avg. Stride Freq. [Hz]	2.3	2.5	2.4	2.4	2.3	2.4
Avg. Stride Length [m]	5.8	7.4	7.3	7.1	6.9	6.7



[] Ranking at each section and finish
-:-:- No data available at this section
NA No data available

Horse/Jockey Name	INDIAMO/Teagan Voorham
Finish Rank	5
Fastest Section Time (Section)	0:10.73 (L1000)
Top Speed [km/h] (Section)	68.4 (Overall)
Race State	Finished



Thomas Farms Rc Murray Bridge-
Professional-2025-08-13

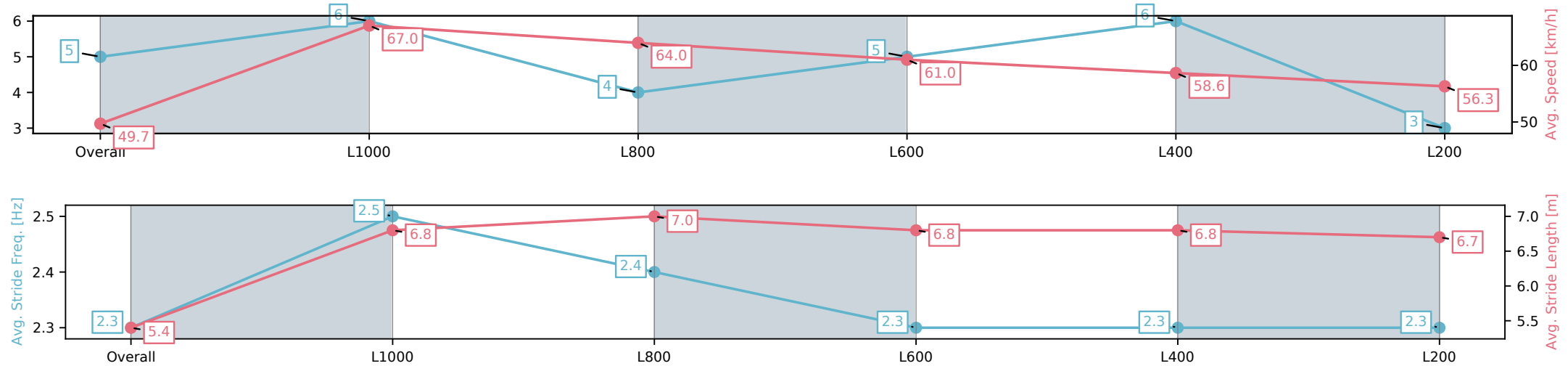
Race 2: Sportsbet Same Race Multi Maiden Plate - 1200m

13 August 2025 - 12:47PM

Track Rating: Soft 5, Weather: Overcast, Rail Position: +8m 1200m
chute, +5m Remainder



Section	Overall	L1000	L800	L600	L400	L200
Section Times	1:13.59[5] (0:14.51)	0:59.08[6] (0:10.73)	0:48.35[4] (0:11.38)	0:36.97[5] (0:11.92)	0:25.05[6] (0:12.23)	0:12.82[3] (0:12.82)
Average Speed [km/h]	49.7	67.0	64.0	61.0	58.6	56.3
Top Speed [km/h]	67.1	68.4	65.4	62.1	60.3	57.3
Avg. Dist. to Rail [m]	2.5	0.8	2.9	2.4	3.9	3.5
Avg. Stride Freq. [Hz]	2.3	2.5	2.4	2.3	2.3	2.3
Avg. Stride Length [m]	5.4	6.8	7.0	6.8	6.8	6.7



[] Ranking at each section and finish
-:-:- No data available at this section
NA No data available

Horse/Jockey Name	TREVIDI/Jacob Opperman
Finish Rank	6
Fastest Section Time (Section)	0:10.94 (L1000)
Top Speed [km/h] (Section)	68.7 (Overall)
Race State	Finished



Thomas Farms Rc Murray Bridge-
Professional-2025-08-13

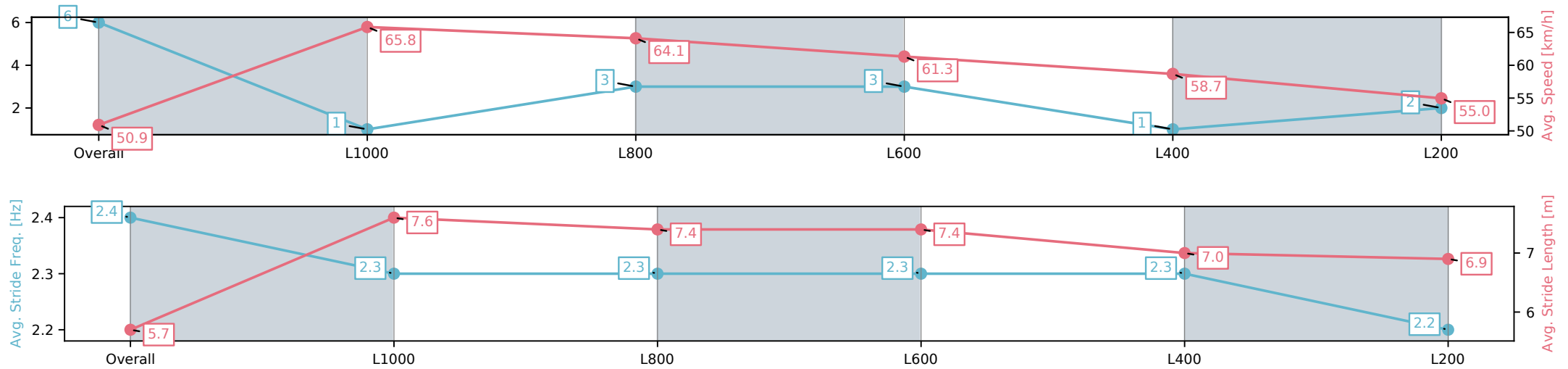
Race 2: Sportsbet Same Race Multi Maiden Plate - 1200m

13 August 2025 - 12:47PM

Track Rating: Soft 5, Weather: Overcast, Rail Position: +8m 1200m
chute, +5m Remainder



Section	Overall	L1000	L800	L600	L400	L200
Section Times	1:13.66[6] (0:14.17)	0:59.49[1] (0:10.94)	0:48.55[3] (0:11.35)	0:37.20[3] (0:11.87)	0:25.33[1] (0:12.26)	0:13.07[2] (0:13.07)
Average Speed [km/h]	50.9	65.8	64.1	61.3	58.7	55.0
Top Speed [km/h]	68.7	66.3	65.7	61.9	60.5	57.2
Avg. Dist. to Rail [m]	1.0	1.9	3.8	2.5	3.9	4.3
Avg. Stride Freq. [Hz]	2.4	2.3	2.3	2.3	2.3	2.2
Avg. Stride Length [m]	5.7	7.6	7.4	7.4	7.0	6.9



[] Ranking at each section and finish
-:-:- No data available at this section
NA No data available

Horse/Jockey Name	WEST OF THE WALL/Margaret Collett
Finish Rank	7
Fastest Section Time (Section)	0:10.92 (L1000)
Top Speed [km/h] (Section)	66.8 (Overall)
Race State	Finished



Thomas Farms Rc Murray Bridge-
Professional-2025-08-13

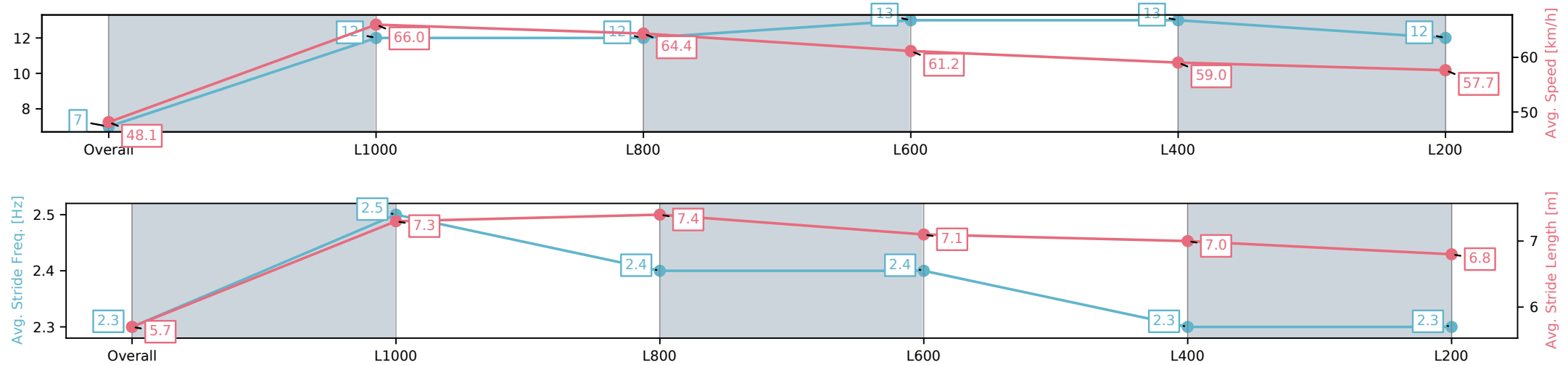
Race 2: Sportsbet Same Race Multi Maiden Plate - 1200m

13 August 2025 - 12:47PM

Track Rating: Soft 5, Weather: Overcast, Rail Position: +8m 1200m
chute, +5m Remainder



Section	Overall	L1000	L800	L600	L400	L200
Section Times	1:13.79[7] (0:15.00)	0:58.79[12] (0:10.92)	0:47.87[12] (0:11.31)	0:36.56[13] (0:11.84)	0:24.72[13] (0:12.20)	0:12.52[12] (0:12.52)
Average Speed [km/h]	48.1	66.0	64.4	61.2	59.0	57.7
Top Speed [km/h]	66.0	66.8	66.1	62.3	60.7	58.2
Avg. Dist. to Rail [m]	6.2	2.1	3.6	2.2	7.0	10.1
Avg. Stride Freq. [Hz]	2.3	2.5	2.4	2.4	2.3	2.3
Avg. Stride Length [m]	5.7	7.3	7.4	7.1	7.0	6.8



[] Ranking at each section and finish
-:-:- No data available at this section
NA No data available

Horse/Jockey Name	CELESTORY/Rochelle Milnes
Finish Rank	8
Fastest Section Time (Section)	0:10.71 (L1000)
Top Speed [km/h] (Section)	68.4 (Overall)
Race State	Finished



Thomas Farms Rc Murray Bridge-
Professional-2025-08-13

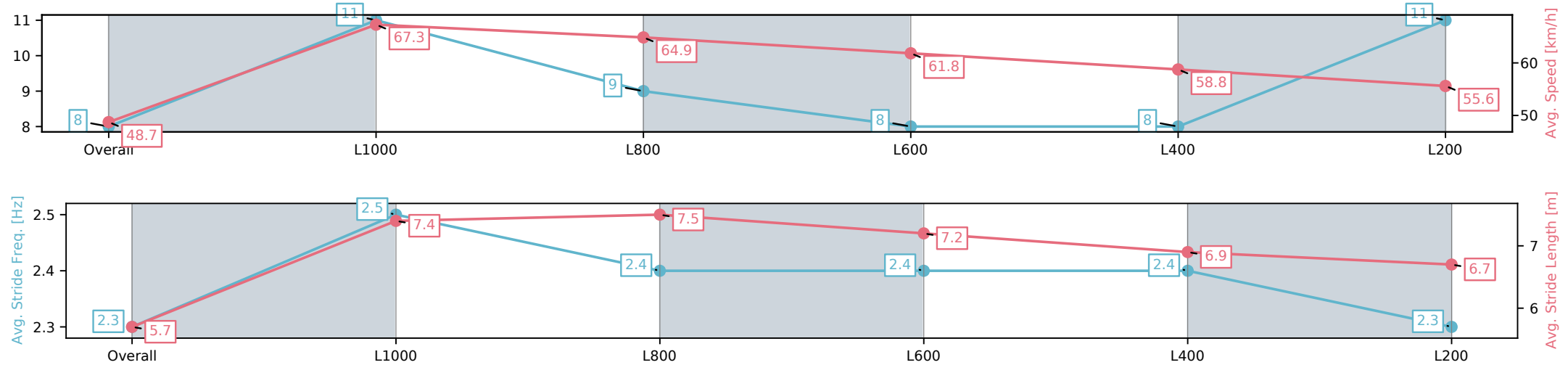
Race 2: Sportsbet Same Race Multi Maiden Plate - 1200m

13 August 2025 - 12:47PM

Track Rating: Soft 5, Weather: Overcast, Rail Position: +8m 1200m
chute, +5m Remainder



Section	Overall	L1000	L800	L600	L400	L200
Section Times	1:13.89[8] (0:14.80)	0:59.09[11] (0:10.71)	0:48.38[9] (0:11.24)	0:37.14[8] (0:11.96)	0:25.18[8] (0:12.26)	0:12.92[11] (0:12.92)
Average Speed [km/h]	48.7	67.3	64.9	61.8	58.8	55.6
Top Speed [km/h]	68.4	68.4	66.9	63.2	61.0	56.6
Avg. Dist. to Rail [m]	4.0	1.4	3.0	7.1	7.1	7.1
Avg. Stride Freq. [Hz]	2.3	2.5	2.4	2.4	2.4	2.3
Avg. Stride Length [m]	5.7	7.4	7.5	7.2	6.9	6.7



[] Ranking at each section and finish
-:-:- No data available at this section
NA No data available

Horse/Jockey Name	AMANDA'S JOY/Sairyn Fawke
Finish Rank	9
Fastest Section Time (Section)	0:10.80 (L1000)
Top Speed [km/h] (Section)	68.3 (Overall)
Race State	Finished



Thomas Farms Rc Murray Bridge-
Professional-2025-08-13

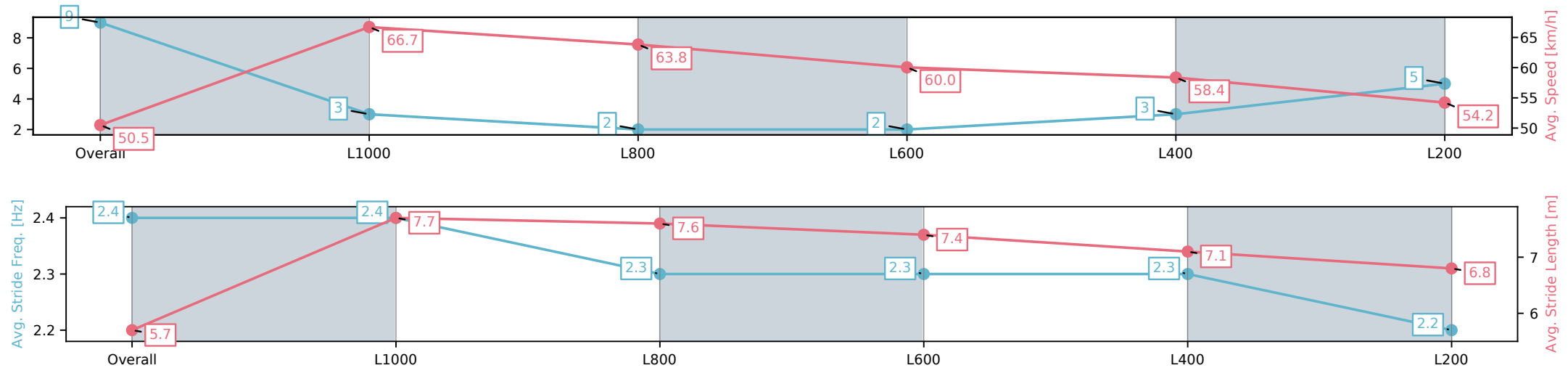
Race 2: Sportsbet Same Race Multi Maiden Plate - 1200m

13 August 2025 - 12:47PM

Track Rating: Soft 5, Weather: Overcast, Rail Position: +8m 1200m
chute, +5m Remainder



Section	Overall	L1000	L800	L600	L400	L200
Section Times	1:14.05[9] (0:14.30)	0:59.75[3] (0:10.80)	0:48.95[2] (0:11.33)	0:37.62[2] (0:12.04)	0:25.58[3] (0:12.35)	0:13.23[5] (0:13.23)
Average Speed [km/h]	50.5	66.7	63.8	60.0	58.4	54.2
Top Speed [km/h]	68.3	68.3	66.9	61.6	59.9	56.1
Avg. Dist. to Rail [m]	1.3	1.1	2.2	0.8	2.6	2.7
Avg. Stride Freq. [Hz]	2.4	2.4	2.3	2.3	2.3	2.2
Avg. Stride Length [m]	5.7	7.7	7.6	7.4	7.1	6.8



[] Ranking at each section and finish
-:-:- No data available at this section
NA No data available

Horse/Jockey Name	SASHING/Stacey Metcalfe
Finish Rank	10
Fastest Section Time (Section)	0:10.88 (L1000)
Top Speed [km/h] (Section)	67.1 (Overall)
Race State	Finished



Thomas Farms Rc Murray Bridge-
Professional-2025-08-13

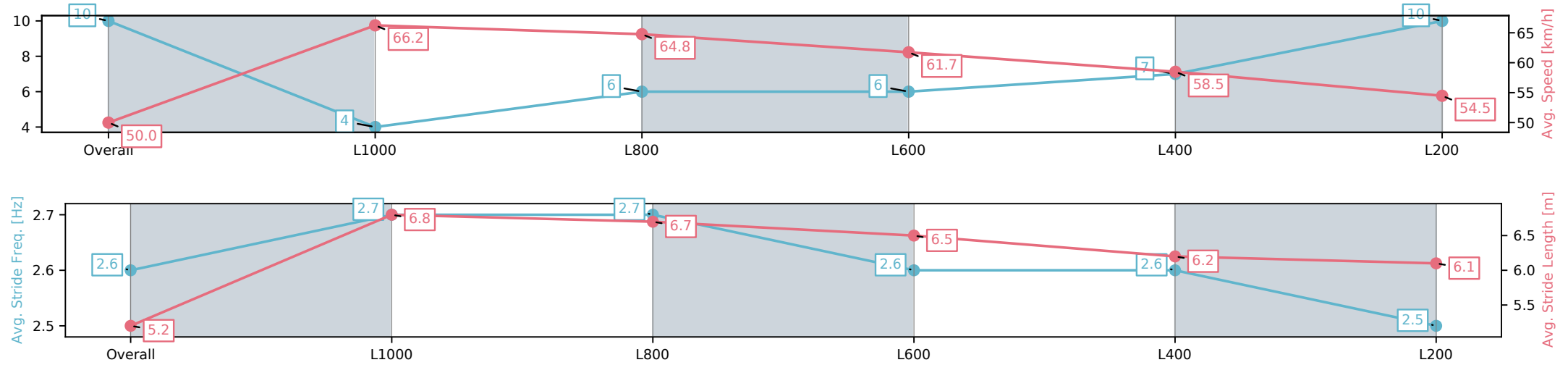
Race 2: Sportsbet Same Race Multi Maiden Plate - 1200m

13 August 2025 - 12:47PM

Track Rating: Soft 5, Weather: Overcast, Rail Position: +8m 1200m
chute, +5m Remainder



Section	Overall	L1000	L800	L600	L400	L200
Section Times	1:14.19[10] (0:14.43)	0:59.76[4] (0:10.88)	0:48.88[6] (0:11.32)	0:37.56[6] (0:11.99)	0:25.57[7] (0:12.34)	0:13.23[10] (0:13.23)
Average Speed [km/h]	50.0	66.2	64.8	61.7	58.5	54.5
Top Speed [km/h]	66.5	67.1	66.4	62.8	59.5	56.5
Avg. Dist. to Rail [m]	1.8	2.8	5.8	7.2	9.5	10.2
Avg. Stride Freq. [Hz]	2.6	2.7	2.7	2.6	2.6	2.5
Avg. Stride Length [m]	5.2	6.8	6.7	6.5	6.2	6.1



[] Ranking at each section and finish
-:-:- No data available at this section
NA No data available

Horse/Jockey Name	HOMETOWN GAL/Jason Holder
Finish Rank	11
Fastest Section Time (Section)	0:10.91 (L1000)
Top Speed [km/h] (Section)	67.0 (L1000)
Race State	Finished



Thomas Farms Rc Murray Bridge-
Professional-2025-08-13

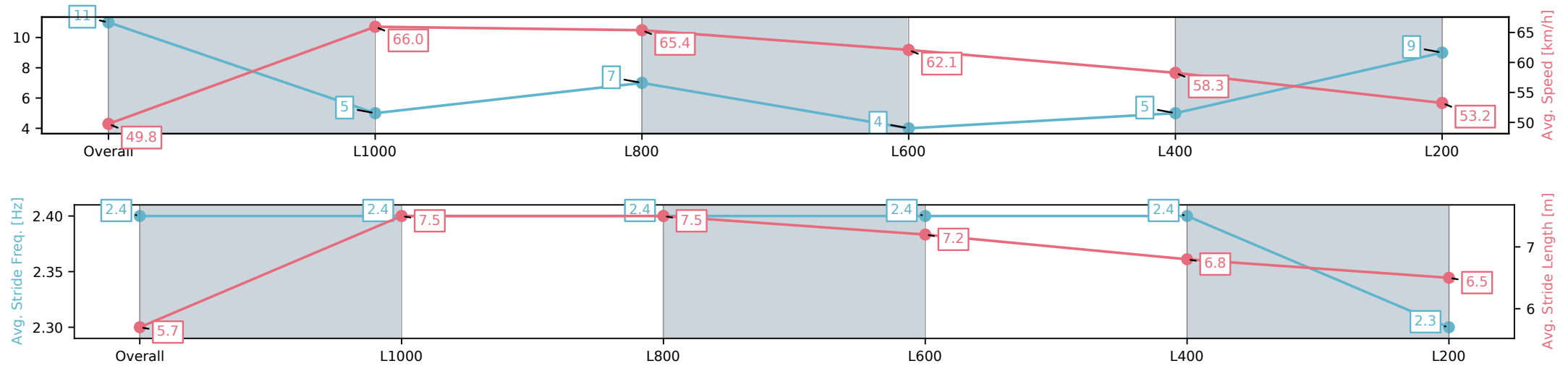
Race 2: Sportsbet Same Race Multi Maiden Plate - 1200m

13 August 2025 - 12:47PM

Track Rating: Soft 5, Weather: Overcast, Rail Position: +8m 1200m
chute, +5m Remainder



Section	Overall	L1000	L800	L600	L400	L200
Section Times	1:14.44[11] (0:14.47)	0:59.97[5] (0:10.91)	0:49.06[7] (0:11.23)	0:37.83[4] (0:11.92)	0:25.91[5] (0:12.38)	0:13.53[9] (0:13.53)
Average Speed [km/h]	49.8	66.0	65.4	62.1	58.3	53.2
Top Speed [km/h]	66.1	66.9	67.0	63.4	61.8	55.1
Avg. Dist. to Rail [m]	4.8	2.9	5.7	6.6	7.7	8.2
Avg. Stride Freq. [Hz]	2.4	2.4	2.4	2.4	2.4	2.3
Avg. Stride Length [m]	5.7	7.5	7.5	7.2	6.8	6.5



[] Ranking at each section and finish
-:-:- No data available at this section
NA No data available

Horse/Jockey Name	HECS DEBT/Alana Livesey
Finish Rank	12
Fastest Section Time (Section)	0:10.85 (L1000)
Top Speed [km/h] (Section)	67.4 (Overall)
Race State	Finished



Thomas Farms Rc Murray Bridge-
Professional-2025-08-13

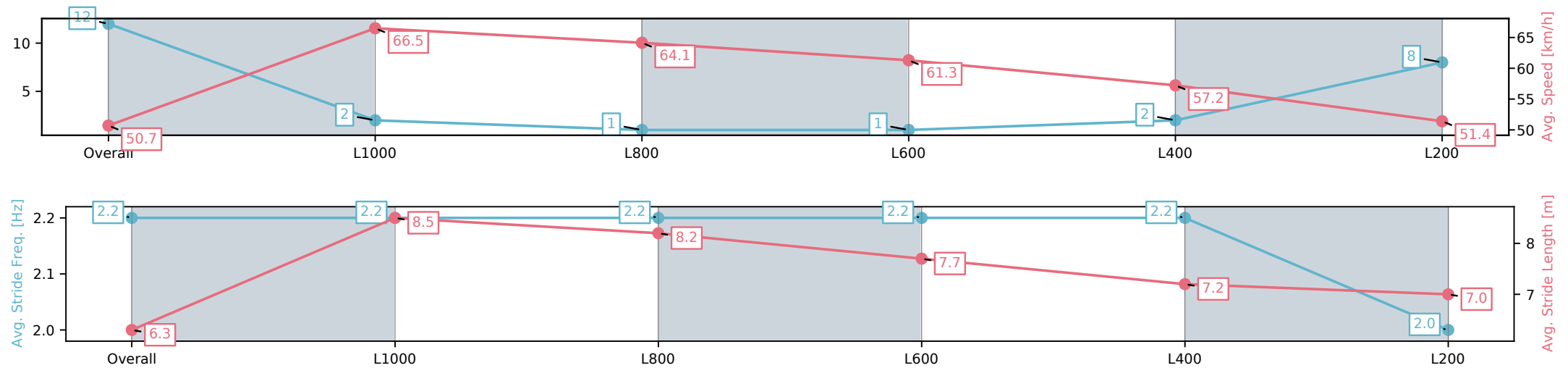
Race 2: Sportsbet Same Race Multi Maiden Plate - 1200m

13 August 2025 - 12:47PM

Track Rating: Soft 5, Weather: Overcast, Rail Position: +8m 1200m
chute, +5m Remainder



Section	Overall	L1000	L800	L600	L400	L200
Section Times	1:14.92[12] (0:14.21)	1:00.71[2] (0:10.85)	0:49.86[1] (0:11.34)	0:38.52[1] (0:11.97)	0:26.55[2] (0:12.54)	0:14.01[8] (0:14.01)
Average Speed [km/h]	50.7	66.5	64.1	61.3	57.2	51.4
Top Speed [km/h]	67.4	67.4	66.1	62.9	59.6	55.1
Avg. Dist. to Rail [m]	2.8	2.7	4.3	4.1	6.4	7.0
Avg. Stride Freq. [Hz]	2.2	2.2	2.2	2.2	2.2	2.0
Avg. Stride Length [m]	6.3	8.5	8.2	7.7	7.2	7.0



[] Ranking at each section and finish
-:-:- No data available at this section
NA No data available

Horse/Jockey Name	MISS PUISSANCE/Ben Price
Finish Rank	13
Fastest Section Time (Section)	0:10.84 (L1000)
Top Speed [km/h] (Section)	68.1 (Overall)
Race State	Finished



Thomas Farms Rc Murray Bridge-
Professional-2025-08-13

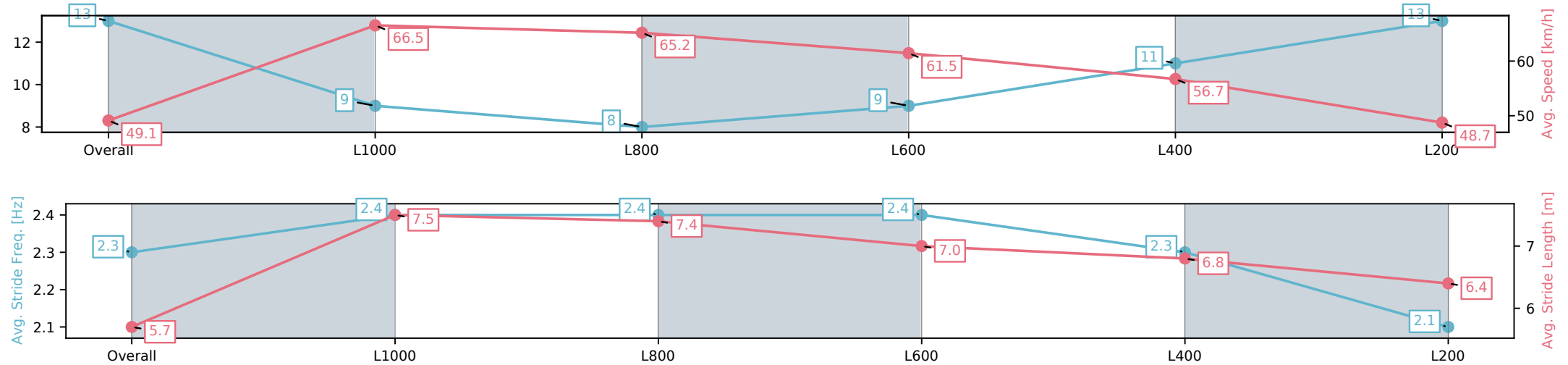
Race 2: Sportsbet Same Race Multi Maiden Plate - 1200m

13 August 2025 - 12:47PM

Track Rating: Soft 5, Weather: Overcast, Rail Position: +8m 1200m
chute, +5m Remainder



Section	Overall	L1000	L800	L600	L400	L200
Section Times	1:16.40[13] (0:14.64)	1:01.76[9] (0:10.84)	0:50.92[8] (0:11.33)	0:39.59[9] (0:12.14)	0:27.45[11] (0:12.72)	0:14.73[13] (0:14.73)
Average Speed [km/h]	49.1	66.5	65.2	61.5	56.7	48.7
Top Speed [km/h]	66.0	68.1	67.3	62.7	60.5	54.1
Avg. Dist. to Rail [m]	7.5	5.8	8.0	8.6	11.9	12.0
Avg. Stride Freq. [Hz]	2.3	2.4	2.4	2.4	2.3	2.1
Avg. Stride Length [m]	5.7	7.5	7.4	7.0	6.8	6.4



[] Ranking at each section and finish
-:-:- No data available at this section
NA No data available