



Thomas Farms Rc Murray Bridge-Professional-2025-08-13

Race 1: Swan Reach Hotel Maiden Plate - 900m

13 August 2025 - 12:11PM

Track Rating: Soft 5, Weather: Overcast, Rail Position: +8m 1200m chute, +5m Remainder



Section

Field Times

Overall
0:53.15
(0:08.38)

L800
0:44.77
(0:10.53)

L600
0:34.25
(0:10.91)

L400
0:23.34
(0:11.47)

L200
0:11.87
(0:11.87)

Position	#	Horse/Jockey	Barrier	Top Speed [km/h]	Fastest Section	First 400m	Overall	L800	L600	L400	L200	Margin	Distance Travelled From Winner [m]
1	6	KING RAMSIS	1	68.9	0:10.77	0:24.56	0:53.15	0:44.69 [3]	0:33.92 [2]	0:23.05 [2]	0:11.87 [1]	0:53.15	
		Caitlin Tootell		1000-800	800-600		(0:08.46)	(0:10.77)	(0:10.87)	(0:11.18)	(0:11.87)		
2	3	DAPPER DON	4	69.0	0:10.74	0:24.78	0:53.47	0:44.95 [4]	0:34.21 [3]	0:23.13 [3]	0:11.96 [3]	2.02L	+2
		Isaac Sit		1000-800	800-600		(0:08.52)	(0:10.74)	(0:11.08)	(0:11.17)	(0:11.96)		
3	8	REOFFER	2	71.2	0:10.77	0:24.91	0:53.68	0:44.75 [11]	0:33.98 [10]	0:23.15 [5]	0:12.04 [4]	3.36L	+6
		Teagan Voorham		800-600	800-600		(0:08.93)	(0:10.77)	(0:10.83)	(0:11.11)	(0:12.04)		
4	12	ZOUTRAIL	8	68.1	0:11.04	0:25.16	0:53.82	0:45.29 [5]	0:34.25 [6]	0:23.09 [8]	0:11.92 [6]	4.25L	+6
		Taylor Johnstone		1000-800	800-600		(0:08.53)	(0:11.04)	(0:11.16)	(0:11.17)	(0:11.92)		
5	7	RAMBLING	5	68.0	0:10.89	0:25.01	0:53.90	0:45.46 [2]	0:34.57 [4]	0:23.30 [6]	0:12.03 [5]	4.73L	+5
		Kayla Crowther		1000-800	800-600		(0:08.44)	(0:10.89)	(0:11.27)	(0:11.27)	(0:12.03)		
6	13	IT'SABOUTTIME	3	66.1	0:11.20	0:25.42	0:54.16	0:45.58 [6]	0:34.38 [11]	0:23.10 [11]	0:11.88 [9]	6.41L	-1
		Alysha Warren		1000-800	800-600		(0:08.57)	(0:11.20)	(0:11.28)	(0:11.22)	(0:11.88)		
7	14	CARIBBEAN PRINCE	10	68.9	0:10.75	0:25.00	0:54.43	0:45.68 [9]	0:34.93 [5]	0:23.94 [4]	0:12.52 [7]	8.1L	+2
		Alana Livesey		1000-800	800-600		(0:08.75)	(0:10.75)	(0:10.99)	(0:11.42)	(0:12.52)		
8	2	BROTHER LAWRIE	7	68.1	0:11.05	0:25.35	0:54.47	0:45.85 [7]	0:34.80 [9]	0:23.70 [9]	0:12.04 [10]	8.35L	+5
		Rochelle Milnes		1000-800	800-600		(0:08.62)	(0:11.05)	(0:11.10)	(0:11.66)	(0:12.04)		
9	9	SHH BOOM	6	70.8	0:10.53	0:24.26	0:54.70	0:46.33 [1]	0:35.80 [1]	0:24.89 [1]	0:13.41 [2]	9.82L	+0
		Christine Puls		1000-800	800-600		(0:08.37)	(0:10.53)	(0:10.91)	(0:11.48)	(0:13.41)		
10	5	BENDING AWAY	9	68.7	0:11.02	0:25.26	0:54.74	0:46.09 [8]	0:35.07 [8]	0:23.97 [9]	0:12.52 [8]	10.09L	+10
		Ben Price		1000-800	800-600		(0:08.65)	(0:11.02)	(0:11.10)	(0:11.45)	(0:12.52)		

Scratched: Bel Ragazzo (#1), Power Of Time (#4), Miss Lynette (#11)

Report Created: Wed 13 August 2025 13:05:43 GMT+10 (Note: Timing is based on positional data)

Page 1/13

[] Position in running at each section and finish
-:-:- No data available at this section
NA No data available
■ Background shading for fastest section

Saddle cloth number
DNF Did not finish
DNT Did not track

data processed by TRIPLESDATA



Thomas Farms Rc Murray Bridge-Professional-2025-08-13

Race 1: Swan Reach Hotel Maiden Plate - 900m

13 August 2025 - 12:11PM

Track Rating: Soft 5, Weather: Overcast, Rail Position: +8m 1200m chute, +5m Remainder



Section

Field Times

Overall	L800	L600	L400	L200
0:53.15	0:44.77	0:34.25	0:23.34	0:11.87
(0:08.38)	(0:10.53)	(0:10.91)	(0:11.47)	(0:11.87)

Position	#	Horse/Jockey	Barrier	Top Speed [km/h]	Fastest Section	First 400m							Margin	Distance Travelled From Winner [m]
11	10	WAIKIKI BEACH	11	69.6	0:10.83	0:25.04	0:55.93	0:47.14 [10]	0:36.31 [7]	0:25.22 [7]	0:13.43 [11]		17.62L	+8
		Jason Holder		1000-800	800-600		(0:08.79)	(0:10.83)	(0:11.09)	(0:11.79)	(0:13.43)			

Scratched: Bel Ragazzo (#1), Power Of Time (#4), Miss Lynette (#11)

Horse/Jockey Name	KING RAMSIS/Caitlin Tootell
Finish Rank	1
Fastest Section Time (Section)	0:10.77 (L800)
Top Speed [km/h] (Section)	68.9 (Overall)
Race State	Finished



Thomas Farms Rc Murray Bridge-
Professional-2025-08-13

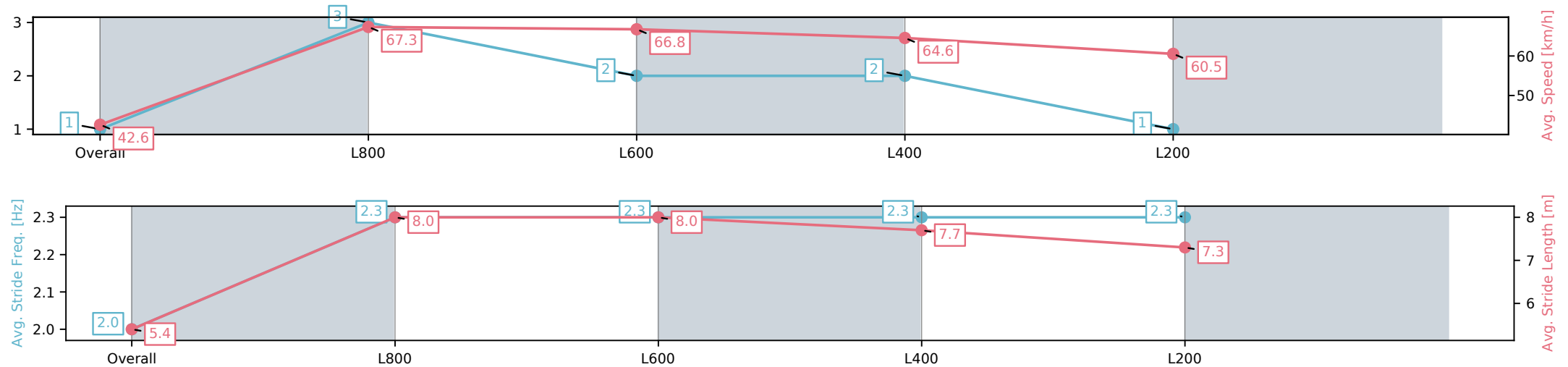
Race 1: Swan Reach Hotel Maiden Plate - 900m

13 August 2025 - 12:11PM

Track Rating: Soft 5, Weather: Overcast, Rail Position: +8m 1200m
chute, +5m Remainder



Section	Overall	L800	L600	L400	L200
Section Times	0:53.15[1] (0:08.46)	0:44.69[3] (0:10.77)	0:33.92[2] (0:10.87)	0:23.05[2] (0:11.18)	0:11.87[1] (0:11.87)
Average Speed [km/h]	42.6	67.3	66.8	64.6	60.5
Top Speed [km/h]	63.4	68.9	68.6	65.7	63.8
Avg. Dist. to Rail [m]	1.8	3.2	2.3	3.9	5.1
Avg. Stride Freq. [Hz]	2.0	2.3	2.3	2.3	2.3
Avg. Stride Length [m]	5.4	8.0	8.0	7.7	7.3



[] Ranking at each section and finish
-:-:- No data available at this section
NA No data available

Horse/Jockey Name	DAPPER DON/Isaac Sit
Finish Rank	2
Fastest Section Time (Section)	0:10.74 (L800)
Top Speed [km/h] (Section)	69.0 (Overall)
Race State	Finished



Thomas Farms Rc Murray Bridge-
Professional-2025-08-13

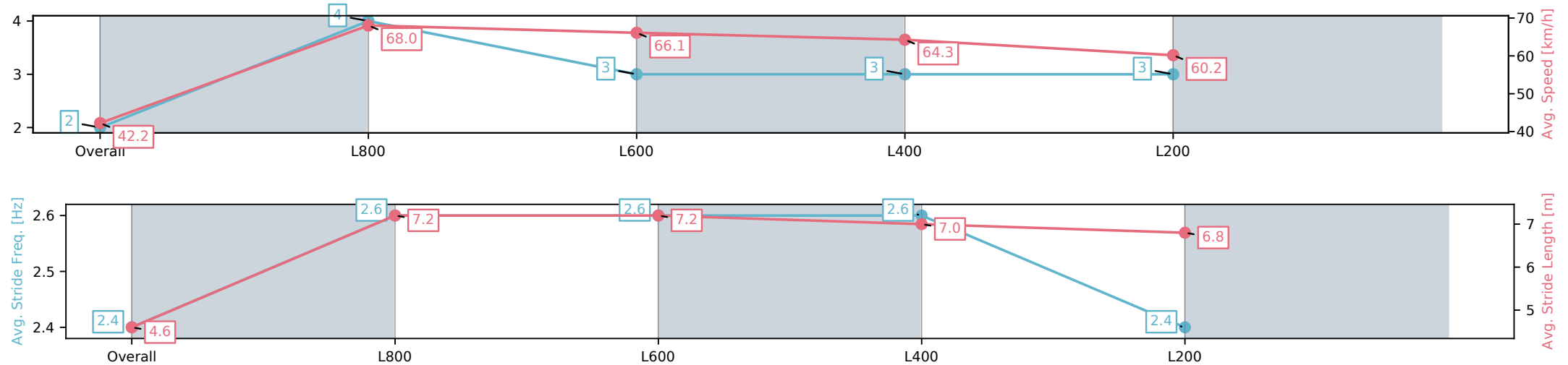
Race 1: Swan Reach Hotel Maiden Plate - 900m

13 August 2025 - 12:11PM

Track Rating: Soft 5, Weather: Overcast, Rail Position: +8m 1200m
chute, +5m Remainder



Section	Overall	L800	L600	L400	L200
Section Times	0:53.47[2] (0:08.52)	0:44.95[4] (0:10.74)	0:34.21[3] (0:11.08)	0:23.13[3] (0:11.17)	0:11.96[3] (0:11.96)
Average Speed [km/h]	42.2	68.0	66.1	64.3	60.2
Top Speed [km/h]	64.2	69.0	68.5	65.2	62.9
Avg. Dist. to Rail [m]	4.4	4.6	4.1	6.5	7.7
Avg. Stride Freq. [Hz]	2.4	2.6	2.6	2.6	2.4
Avg. Stride Length [m]	4.6	7.2	7.2	7.0	6.8



[] Ranking at each section and finish
-:-:- No data available at this section
NA No data available

Horse/Jockey Name	REOFFER/Teagan Voorham
Finish Rank	3
Fastest Section Time (Section)	0:10.77 (L800)
Top Speed [km/h] (Section)	71.2 (L800)
Race State	Finished



Thomas Farms Rc Murray Bridge-
Professional-2025-08-13

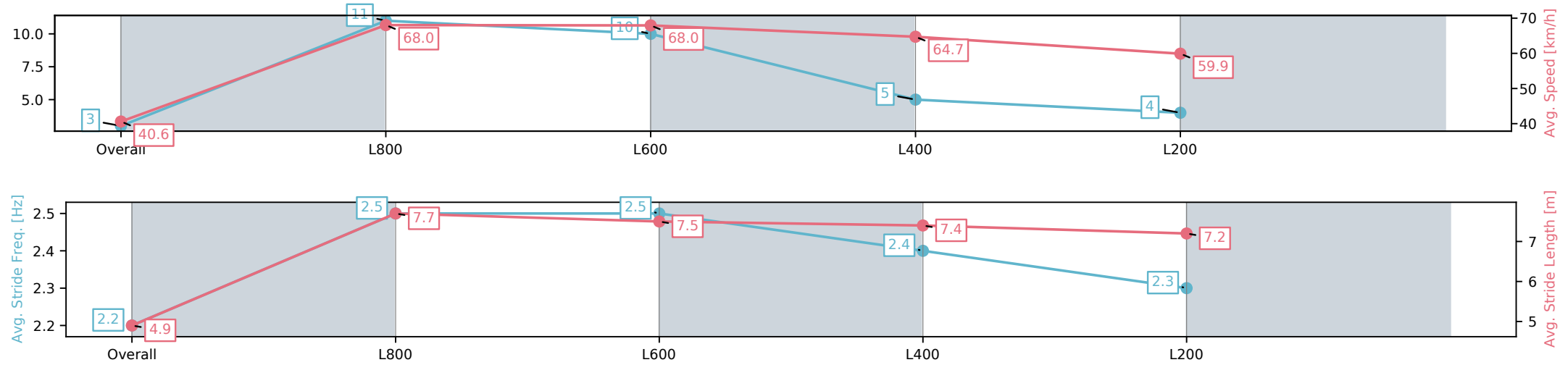
Race 1: Swan Reach Hotel Maiden Plate - 900m

13 August 2025 - 12:11PM

Track Rating: Soft 5, Weather: Overcast, Rail Position: +8m 1200m
chute, +5m Remainder



Section	Overall	L800	L600	L400	L200
Section Times	0:53.68[3] (0:08.93)	0:44.75[11] (0:10.77)	0:33.98[10] (0:10.83)	0:23.15[5] (0:11.11)	0:12.04[4] (0:12.04)
Average Speed [km/h]	40.6	68.0	68.0	64.7	59.9
Top Speed [km/h]	63.9	70.9	71.2	66.2	63.0
Avg. Dist. to Rail [m]	3.6	5.3	5.7	6.8	6.8
Avg. Stride Freq. [Hz]	2.2	2.5	2.5	2.4	2.3
Avg. Stride Length [m]	4.9	7.7	7.5	7.4	7.2



[] Ranking at each section and finish
-:-:- No data available at this section
NA No data available

Horse/Jockey Name	ZOUTRAIL/Taylor Johnstone
Finish Rank	4
Fastest Section Time (Section)	0:11.04 (L800)
Top Speed [km/h] (Section)	68.1 (Overall)
Race State	Finished



Thomas Farms Rc Murray Bridge-
Professional-2025-08-13

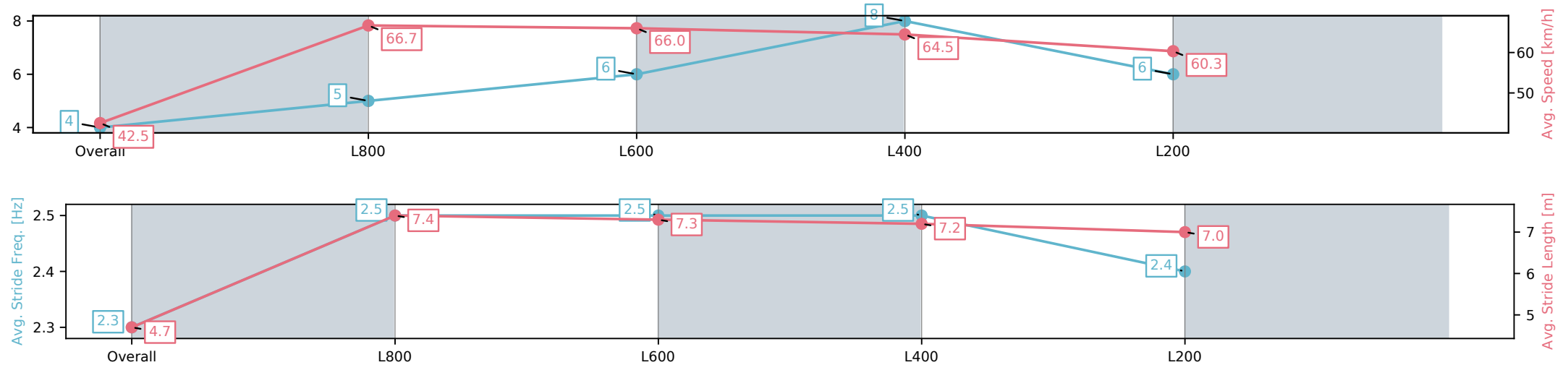
Race 1: Swan Reach Hotel Maiden Plate - 900m

13 August 2025 - 12:11PM

Track Rating: Soft 5, Weather: Overcast, Rail Position: +8m 1200m
chute, +5m Remainder



Section	Overall	L800	L600	L400	L200
Section Times	0:53.82[4] (0:08.53)	0:45.29[5] (0:11.04)	0:34.25[6] (0:11.16)	0:23.09[8] (0:11.17)	0:11.92[6] (0:11.92)
Average Speed [km/h]	42.5	66.7	66.0	64.5	60.3
Top Speed [km/h]	63.2	68.1	66.7	67.5	63.6
Avg. Dist. to Rail [m]	8.5	7.7	6.0	10.6	10.8
Avg. Stride Freq. [Hz]	2.3	2.5	2.5	2.5	2.4
Avg. Stride Length [m]	4.7	7.4	7.3	7.2	7.0



[] Ranking at each section and finish
-:-:- No data available at this section
NA No data available

Horse/Jockey Name	RAMBLING/Kayla Crowther
Finish Rank	5
Fastest Section Time (Section)	0:10.89 (L800)
Top Speed [km/h] (Section)	68.0 (Overall)
Race State	Finished



Thomas Farms Rc Murray Bridge-
Professional-2025-08-13

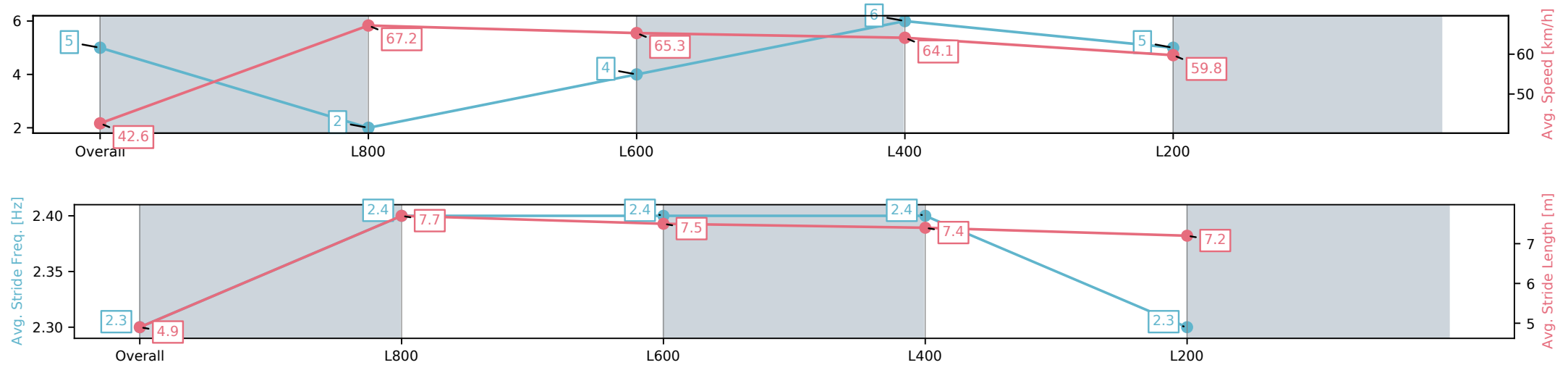
Race 1: Swan Reach Hotel Maiden Plate - 900m

13 August 2025 - 12:11PM

Track Rating: Soft 5, Weather: Overcast, Rail Position: +8m 1200m
chute, +5m Remainder



Section	Overall	L800	L600	L400	L200
Section Times	0:53.90[5] (0:08.44)	0:45.46[2] (0:10.89)	0:34.57[4] (0:11.27)	0:23.30[6] (0:11.27)	0:12.03[5] (0:12.03)
Average Speed [km/h]	42.6	67.2	65.3	64.1	59.8
Top Speed [km/h]	64.7	68.0	67.4	66.9	62.6
Avg. Dist. to Rail [m]	4.2	5.3	5.7	8.5	8.4
Avg. Stride Freq. [Hz]	2.3	2.4	2.4	2.4	2.3
Avg. Stride Length [m]	4.9	7.7	7.5	7.4	7.2



[] Ranking at each section and finish
-:-:- No data available at this section
NA No data available

Horse/Jockey Name	IT'SABOUTTIME/Alysha Warren
Finish Rank	6
Fastest Section Time (Section)	0:11.20 (L800)
Top Speed [km/h] (Section)	66.1 (Overall)
Race State	Finished



Thomas Farms Rc Murray Bridge-
Professional-2025-08-13

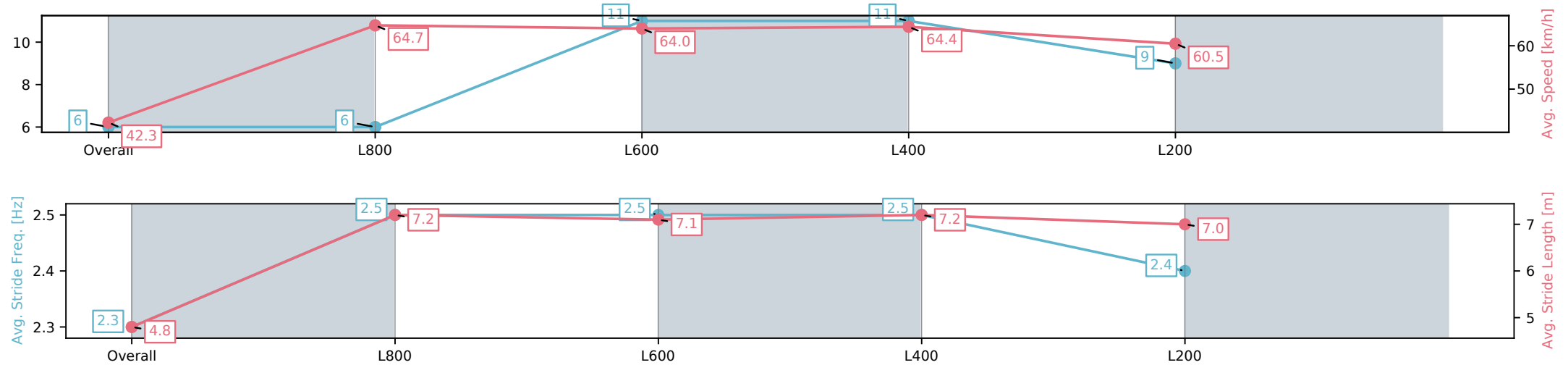
Race 1: Swan Reach Hotel Maiden Plate - 900m

13 August 2025 - 12:11PM

Track Rating: Soft 5, Weather: Overcast, Rail Position: +8m 1200m
chute, +5m Remainder



Section	Overall	L800	L600	L400	L200
Section Times	0:54.16[6] (0:08.57)	0:45.58[6] (0:11.20)	0:34.38[11] (0:11.28)	0:23.10[11] (0:11.22)	0:11.88[9] (0:11.88)
Average Speed [km/h]	42.3	64.7	64.0	64.4	60.5
Top Speed [km/h]	62.4	66.1	65.2	65.4	63.6
Avg. Dist. to Rail [m]	2.9	2.6	0.8	0.7	2.8
Avg. Stride Freq. [Hz]	2.3	2.5	2.5	2.5	2.4
Avg. Stride Length [m]	4.8	7.2	7.1	7.2	7.0



[] Ranking at each section and finish
-:-:- No data available at this section
NA No data available

Horse/Jockey Name	CARIBBEAN PRINCE/Alana Livesey
Finish Rank	7
Fastest Section Time (Section)	0:10.75 (L800)
Top Speed [km/h] (Section)	68.9 (Overall)
Race State	Finished



Thomas Farms Rc Murray Bridge-
Professional-2025-08-13

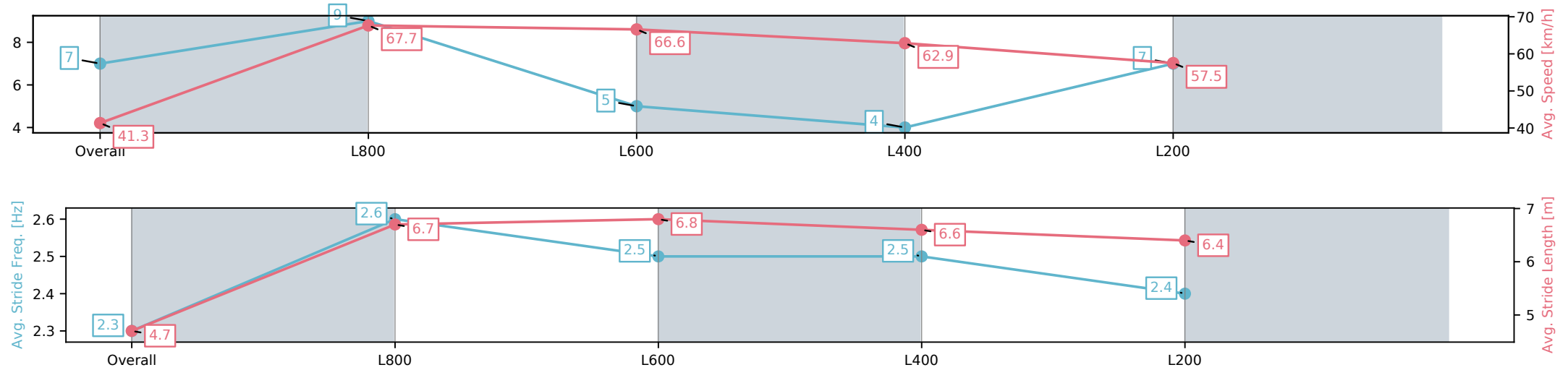
Race 1: Swan Reach Hotel Maiden Plate - 900m

13 August 2025 - 12:11PM

Track Rating: Soft 5, Weather: Overcast, Rail Position: +8m 1200m
chute, +5m Remainder



Section	Overall	L800	L600	L400	L200
Section Times	0:54.43[7] (0:08.75)	0:45.68[9] (0:10.75)	0:34.93[5] (0:10.99)	0:23.94[4] (0:11.42)	0:12.52[7] (0:12.52)
Average Speed [km/h]	41.3	67.7	66.6	62.9	57.5
Top Speed [km/h]	65.0	68.9	68.0	64.0	60.7
Avg. Dist. to Rail [m]	9.4	4.7	3.7	6.9	6.2
Avg. Stride Freq. [Hz]	2.3	2.6	2.5	2.5	2.4
Avg. Stride Length [m]	4.7	6.7	6.8	6.6	6.4



[] Ranking at each section and finish
-:-:- No data available at this section
NA No data available

Horse/Jockey Name	BROTHER LAWRIE/Rochelle Milnes
Finish Rank	8
Fastest Section Time (Section)	0:11.05 (L800)
Top Speed [km/h] (Section)	68.1 (Overall)
Race State	Finished



Thomas Farms Rc Murray Bridge-
Professional-2025-08-13

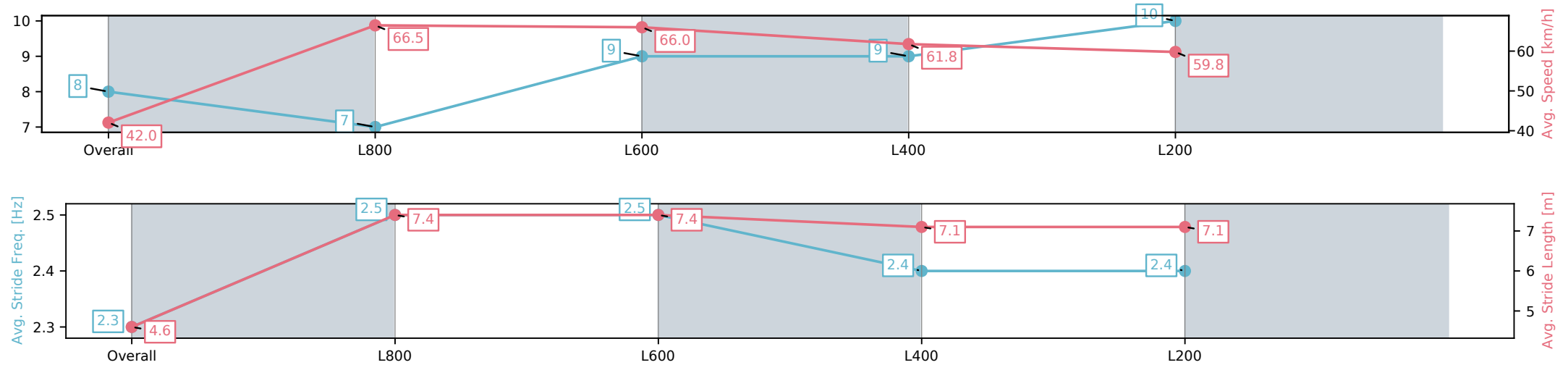
Race 1: Swan Reach Hotel Maiden Plate - 900m

13 August 2025 - 12:11PM

Track Rating: Soft 5, Weather: Overcast, Rail Position: +8m 1200m
chute, +5m Remainder



Section	Overall	L800	L600	L400	L200
Section Times	0:54.47[8] (0:08.62)	0:45.85[7] (0:11.05)	0:34.80[9] (0:11.10)	0:23.70[9] (0:11.66)	0:12.04[10] (0:12.04)
Average Speed [km/h]	42.0	66.5	66.0	61.8	59.8
Top Speed [km/h]	64.3	68.1	67.1	64.5	63.2
Avg. Dist. to Rail [m]	7.8	7.7	4.0	6.1	7.4
Avg. Stride Freq. [Hz]	2.3	2.5	2.5	2.4	2.4
Avg. Stride Length [m]	4.6	7.4	7.4	7.1	7.1



[] Ranking at each section and finish
-:-:- No data available at this section
NA No data available

Horse/Jockey Name	SHH BOOM/Christine Puls
Finish Rank	9
Fastest Section Time (Section)	0:10.53 (L800)
Top Speed [km/h] (Section)	70.8 (Overall)
Race State	Finished



Thomas Farms Rc Murray Bridge-
Professional-2025-08-13

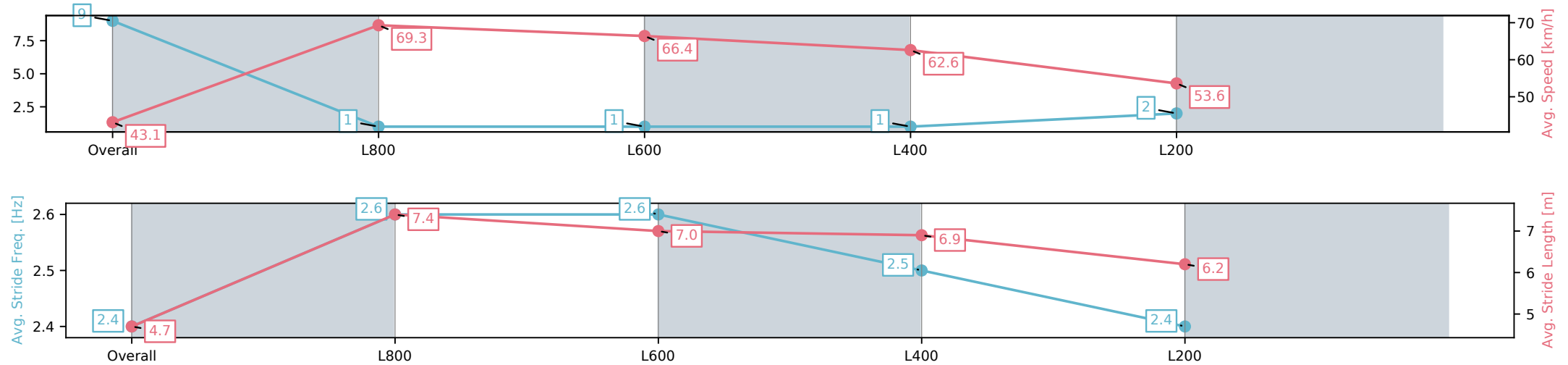
Race 1: Swan Reach Hotel Maiden Plate - 900m

13 August 2025 - 12:11PM

Track Rating: Soft 5, Weather: Overcast, Rail Position: +8m 1200m
chute, +5m Remainder



Section	Overall	L800	L600	L400	L200
Section Times	0:54.70[9] (0:08.37)	0:46.33[1] (0:10.53)	0:35.80[1] (0:10.91)	0:24.89[1] (0:11.48)	0:13.41[2] (0:13.41)
Average Speed [km/h]	43.1	69.3	66.4	62.6	53.6
Top Speed [km/h]	67.4	70.8	68.0	65.8	58.7
Avg. Dist. to Rail [m]	6.7	4.6	1.6	3.5	3.1
Avg. Stride Freq. [Hz]	2.4	2.6	2.6	2.5	2.4
Avg. Stride Length [m]	4.7	7.4	7.0	6.9	6.2



[] Ranking at each section and finish
-:-:- No data available at this section
NA No data available

Horse/Jockey Name	BENDING AWAY/Ben Price
Finish Rank	10
Fastest Section Time (Section)	0:11.02 (L800)
Top Speed [km/h] (Section)	68.7 (Overall)
Race State	Finished



Thomas Farms Rc Murray Bridge-
Professional-2025-08-13

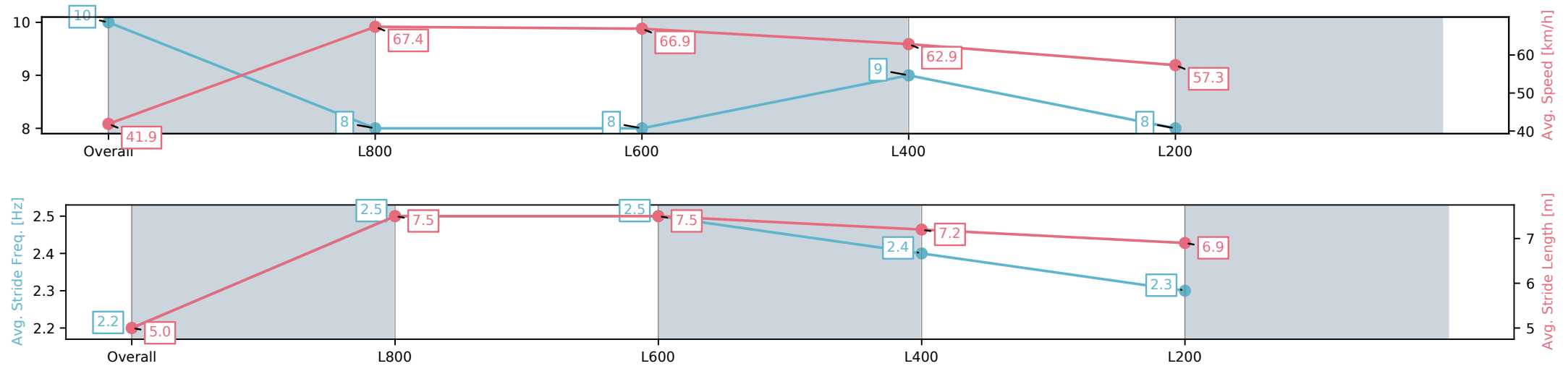
Race 1: Swan Reach Hotel Maiden Plate - 900m

13 August 2025 - 12:11PM

Track Rating: Soft 5, Weather: Overcast, Rail Position: +8m 1200m
chute, +5m Remainder



Section	Overall	L800	L600	L400	L200
Section Times	0:54.74[10] (0:08.65)	0:46.09[8] (0:11.02)	0:35.07[8] (0:11.10)	0:23.97[9] (0:11.45)	0:12.52[8] (0:12.52)
Average Speed [km/h]	41.9	67.4	66.9	62.9	57.3
Top Speed [km/h]	63.1	68.7	68.4	65.6	60.6
Avg. Dist. to Rail [m]	9.4	9.7	7.8	10.1	11.1
Avg. Stride Freq. [Hz]	2.2	2.5	2.5	2.4	2.3
Avg. Stride Length [m]	5.0	7.5	7.5	7.2	6.9



[] Ranking at each section and finish
-:-:- No data available at this section
NA No data available

Horse/Jockey Name	WAIKIKI BEACH/Jason Holder
Finish Rank	11
Fastest Section Time (Section)	0:10.83 (L800)
Top Speed [km/h] (Section)	69.6 (Overall)
Race State	Finished



Thomas Farms Rc Murray Bridge-
Professional-2025-08-13

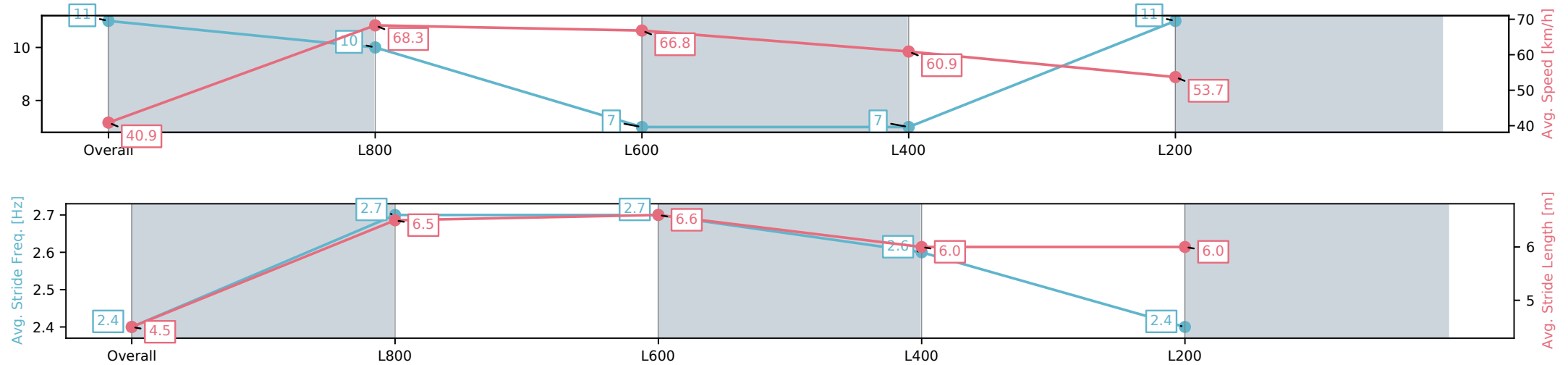
Race 1: Swan Reach Hotel Maiden Plate - 900m

13 August 2025 - 12:11PM

Track Rating: Soft 5, Weather: Overcast, Rail Position: +8m 1200m
chute, +5m Remainder



Section	Overall	L800	L600	L400	L200
Section Times	0:55.93[11] (0:08.79)	0:47.14[10] (0:10.83)	0:36.31[7] (0:11.09)	0:25.22[7] (0:11.79)	0:13.43[11] (0:13.43)
Average Speed [km/h]	40.9	68.3	66.8	60.9	53.7
Top Speed [km/h]	64.4	69.6	68.5	64.7	58.0
Avg. Dist. to Rail [m]	11.5	9.5	6.3	10.2	7.7
Avg. Stride Freq. [Hz]	2.4	2.7	2.7	2.6	2.4
Avg. Stride Length [m]	4.5	6.5	6.6	6.0	6.0



- [] Ranking at each section and finish
- :-:- No data available at this section
- NA No data available