



RACINGSA

Thomas Farms Rc Murray Bridge-Professional-2025-08-02

Race 6: National Jockey's Celebration Day Handicap - 1200m

02 August 2025 - 2:55PM

Track Rating: Soft 5, Weather: Fine, Rail Position: +3m 1200m Chute, True Remainder



Murray Bridge
Racing Club

Section

Field Times

							Overall	L1000	L800	L600	L400	L200		
							1:11.59 (0:13.96)	0:57.63 (0:10.72)	0:46.91 (0:11.04)	0:35.86 (0:11.65)	0:24.21 (0:11.87)	0:12.34 (0:12.34)		
Position	#	Horse/Jockey	Barrier	Top Speed [km/h]	Fastest Section	First 400m							Margin	Distance Travelled From Winner [m]
1	1	RICHE D'AMOUR	3	67.1	0:11.12	0:26.38	1:11.59	0:56.46 [12]	0:45.21 [11]	0:34.04 [12]	0:22.87 [10]	0:11.75 [6]	1:11.59	
		Connor Murtagh		1000-800	400-200		(0:15.13)	(0:11.25)	(0:11.17)	(0:11.17)	(0:11.12)	(0:11.75)		
2	4	CASH	11	67.8	0:10.89	0:25.43	1:11.59	0:57.33 [3]	0:46.16 [3]	0:35.27 [3]	0:23.91 [4]	0:12.27 [2]	0.02L	+2
		Todd Pannell		1000-800	800-600		(0:14.26)	(0:11.17)	(0:10.89)	(0:11.36)	(0:11.64)	(0:12.27)		
3	7	WARPARTY	5	67.4	0:10.85	0:25.55	1:12.05	0:57.63 [4]	0:46.50 [4]	0:35.65 [4]	0:24.43 [2]	0:12.81 [1]	2.9L	-1
		Kayla Crowther		1000-800	800-600		(0:14.42)	(0:11.13)	(0:10.85)	(0:11.22)	(0:11.62)	(0:12.81)		
4	9	SIGN FROM ABOVE	6	66.7	0:11.00	0:25.21	1:12.06	0:57.90 [2]	0:46.85 [2]	0:35.85 [2]	0:24.39 [3]	0:12.58 [4]	2.92L	+1
		Lachlan Neindorf		1000-800	800-600		(0:14.16)	(0:11.05)	(0:11.00)	(0:11.46)	(0:11.81)	(0:12.57)		
5	3	DARKNCONFIDENTIAL	7	66.7	0:11.08	0:26.28	1:12.12	0:57.18 [9]	0:45.83 [10]	0:34.75 [10]	0:23.46 [9]	0:12.15 [7]	3.33L	+3
		Matthew Chadwick		1000-800	800-600		(0:14.94)	(0:11.35)	(0:11.08)	(0:11.28)	(0:11.31)	(0:12.15)		
6	10	SOLAR BLAST	1	68.1	0:10.91	0:25.82	1:12.14	0:57.47 [6]	0:46.32 [6]	0:35.41 [5]	0:24.12 [5]	0:12.50 [5]	3.43L	+1
		Jake Toeroek		1000-800	800-600		(0:14.67)	(0:11.15)	(0:10.91)	(0:11.28)	(0:11.62)	(0:12.50)		
7	13	DEFICIT	12	66.6	0:11.04	0:25.76	1:12.24	0:57.78 [5]	0:46.48 [5]	0:35.44 [6]	0:23.91 [6]	0:12.23 [8]	4.07L	+4
		Felicity Atkinson		1000-800	800-600		(0:14.46)	(0:11.30)	(0:11.04)	(0:11.53)	(0:11.68)	(0:12.23)		
8	2	BURTON STREET	10	67.9	0:10.72	0:24.68	1:12.36	0:58.40 [1]	0:47.68 [1]	0:36.64 [1]	0:24.99 [1]	0:13.03 [3]	4.79L	+1
		Jason Holder		1200-1000	1000-800		(0:13.96)	(0:10.72)	(0:11.04)	(0:11.65)	(0:11.96)	(0:13.03)		
9	12	COMMANDER MEROO	8	66.5	0:11.13	0:26.42	1:12.63	0:57.65 [11]	0:46.21 [12]	0:35.08 [11]	0:23.74 [12]	0:12.35 [11]	6.52L	+6
		Margaret Collett		1000-800	800-600		(0:14.98)	(0:11.44)	(0:11.13)	(0:11.34)	(0:11.39)	(0:12.35)		
10	6	ICE SYMPHONY	9	66.6	0:11.08	0:25.90	1:12.65	0:57.97 [7]	0:46.75 [7]	0:35.67 [7]	0:24.25 [8]	0:12.56 [10]	6.64L	+5
		Teagan Voorham		1000-800	800-600		(0:14.68)	(0:11.22)	(0:11.08)	(0:11.42)	(0:11.69)	(0:12.56)		

Scratched: Bangerang Redback (#8)

Report Created: Sat 02 August 2025 15:48:26 GMT+10 (Note: Timing is based on positional data)

Page 1/14

[] Position in running at each section and finish
-:-:- No data available at this section
NA No data available
█ Background shading for fastest section

Saddle cloth number
DNF Did not finish
DNT Did not track

data processed by  TRIPLESDATA



Thomas Farms Rc Murray Bridge-Professional-2025-08-02

Race 6: National Jockey's Celebration Day Handicap - 1200m

02 August 2025 - 2:55PM

Track Rating: Soft 5, Weather: Fine, Rail Position: +3m 1200m Chute, True Remainder



Section

Field Times

Overall	L1000	L800	L600	L400	L200
1:11.59	0:57.63	0:46.91	0:35.86	0:24.21	0:12.34
(0:13.96)	(0:10.72)	(0:11.04)	(0:11.65)	(0:11.87)	(0:12.34)

Position	#	Horse/Jockey	Barrier	Top Speed [km/h]	Fastest Section	First 400m							Margin	Distance Travelled From Winner [m]
11	5	CHAIRMAN	4	66.2	0:11.15	0:26.04	1:12.75	0:58.06 [8]	0:46.71 [8]	0:35.56 [8]	0:24.35 [7]	0:12.66 [9]	7.23L	+2
		Jacob Opperman		800-600	800-600		(0:14.69)	(0:11.35)	(0:11.15)	(0:11.21)	(0:11.69)	(0:12.66)		
12	11	HAMNER SPRINGS	2	66.1	0:11.10	0:26.22	1:13.87	0:58.90 [10]	0:47.65 [9]	0:36.55 [9]	0:25.13 [11]	0:13.30 [12]	14.23L	-1
		Ben Price		1000-800	800-600		(0:14.97)	(0:11.25)	(0:11.10)	(0:11.42)	(0:11.83)	(0:13.30)		

Scratched: Bangerang Redback (#8)

- []

Position in running at each section and finish
- :-:--:-

No data available at this section
- NA

No data available
- Background shading for fastest section
- #

Saddle cloth number
- DNF

Did not finish
- DNT

Did not track

Horse/Jockey Name	RICHE D'AMOUR/Connor Murtagh
Finish Rank	1
Fastest Section Time (Section)	0:11.12 (L400)
Top Speed [km/h] (Section)	67.1 (L1000)
Race State	Finished



Thomas Farms Rc Murray Bridge-
Professional-2025-08-02

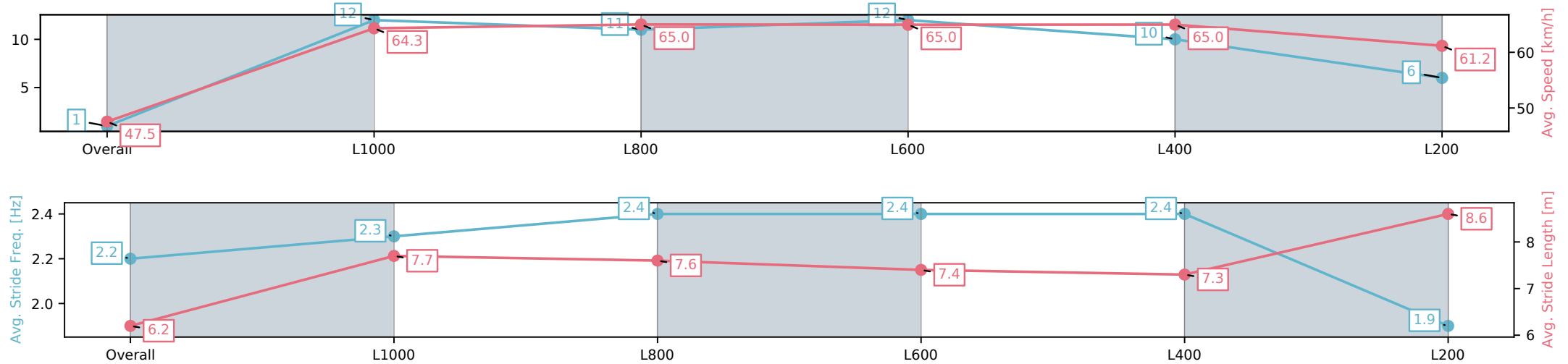
Race 6: National Jockey's Celebration Day Handicap -
1200m

02 August 2025 - 2:55PM

Track Rating: Soft 5, Weather: Fine, Rail Position: +3m 1200m
Chute, True Remainder



Section	Overall	L1000	L800	L600	L400	L200
Section Times	1:11.59[1] (0:15.13)	0:56.46[12] (0:11.25)	0:45.21[11] (0:11.17)	0:34.04[12] (0:11.17)	0:22.87[10] (0:11.12)	0:11.75[6] (0:11.75)
Average Speed [km/h]	47.5	64.3	65.0	65.0	65.0	61.2
Top Speed [km/h]	63.1	65.5	67.1	66.2	66.4	64.5
Avg. Dist. to Rail [m]	0.6	1.8	4.0	2.4	6.8	10.1
Avg. Stride Freq. [Hz]	2.2	2.3	2.4	2.4	2.4	1.9
Avg. Stride Length [m]	6.2	7.7	7.6	7.4	7.3	8.6



[] Ranking at each section and finish
-:-:- No data available at this section
NA No data available

Horse/Jockey Name	CASH/Todd Pannell
Finish Rank	2
Fastest Section Time (Section)	0:10.89 (L800)
Top Speed [km/h] (Section)	67.8 (L1000)
Race State	Finished



Thomas Farms Rc Murray Bridge-
Professional-2025-08-02

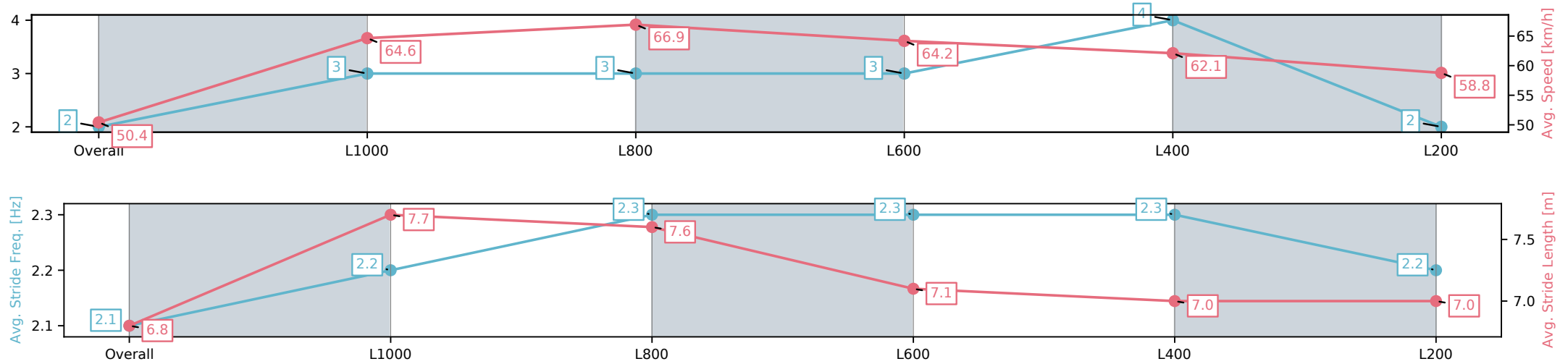
Race 6: National Jockey's Celebration Day Handicap -
1200m

02 August 2025 - 2:55PM

Track Rating: Soft 5, Weather: Fine, Rail Position: +3m 1200m
Chute, True Remainder



Section	Overall	L1000	L800	L600	L400	L200
Section Times	1:11.59[2] (0:14.26)	0:57.33[3] (0:11.17)	0:46.16[3] (0:10.89)	0:35.27[3] (0:11.36)	0:23.91[4] (0:11.64)	0:12.27[2] (0:12.27)
Average Speed [km/h]	50.4	64.6	66.9	64.2	62.1	58.8
Top Speed [km/h]	65.7	66.9	67.8	66.1	63.1	60.5
Avg. Dist. to Rail [m]	4.4	2.2	4.4	4.1	7.0	7.6
Avg. Stride Freq. [Hz]	2.1	2.2	2.3	2.3	2.3	2.2
Avg. Stride Length [m]	6.8	7.7	7.6	7.1	7.0	7.0



[] Ranking at each section and finish
-:-:- No data available at this section
NA No data available

Horse/Jockey Name	WARPARTY/Kayla Crowther
Finish Rank	3
Fastest Section Time (Section)	0:10.85 (L800)
Top Speed [km/h] (Section)	67.4 (L1000)
Race State	Finished



Thomas Farms Rc Murray Bridge-
Professional-2025-08-02

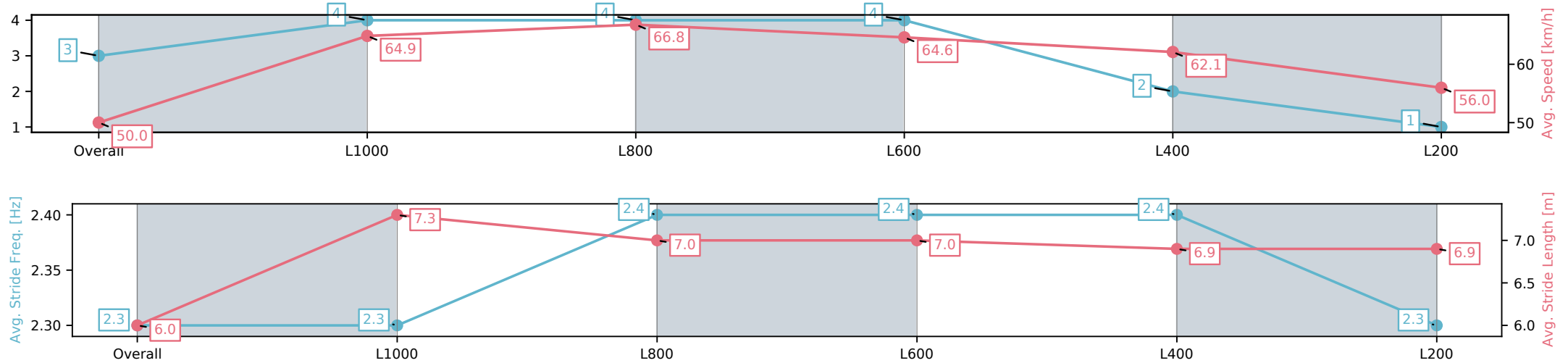
Race 6: National Jockey's Celebration Day Handicap -
1200m

02 August 2025 - 2:55PM

Track Rating: Soft 5, Weather: Fine, Rail Position: +3m 1200m
Chute, True Remainder



Section	Overall	L1000	L800	L600	L400	L200
Section Times	1:12.05[3] (0:14.42)	0:57.63[4] (0:11.13)	0:46.50[4] (0:10.85)	0:35.65[4] (0:11.22)	0:24.43[2] (0:11.62)	0:12.81[1] (0:12.81)
Average Speed [km/h]	50.0	64.9	66.8	64.6	62.1	56.0
Top Speed [km/h]	65.4	66.8	67.4	65.2	63.8	59.0
Avg. Dist. to Rail [m]	1.3	1.7	3.4	1.5	4.2	6.5
Avg. Stride Freq. [Hz]	2.3	2.3	2.4	2.4	2.4	2.3
Avg. Stride Length [m]	6.0	7.3	7.0	7.0	6.9	6.9



[] Ranking at each section and finish
 -:-:- No data available at this section
 NA No data available

Horse/Jockey Name	SIGN FROM ABOVE/Lachlan Neindorf
Finish Rank	4
Fastest Section Time (Section)	0:11.00 (L800)
Top Speed [km/h] (Section)	66.7 (L1000)
Race State	Finished



Thomas Farms Rc Murray Bridge-
Professional-2025-08-02

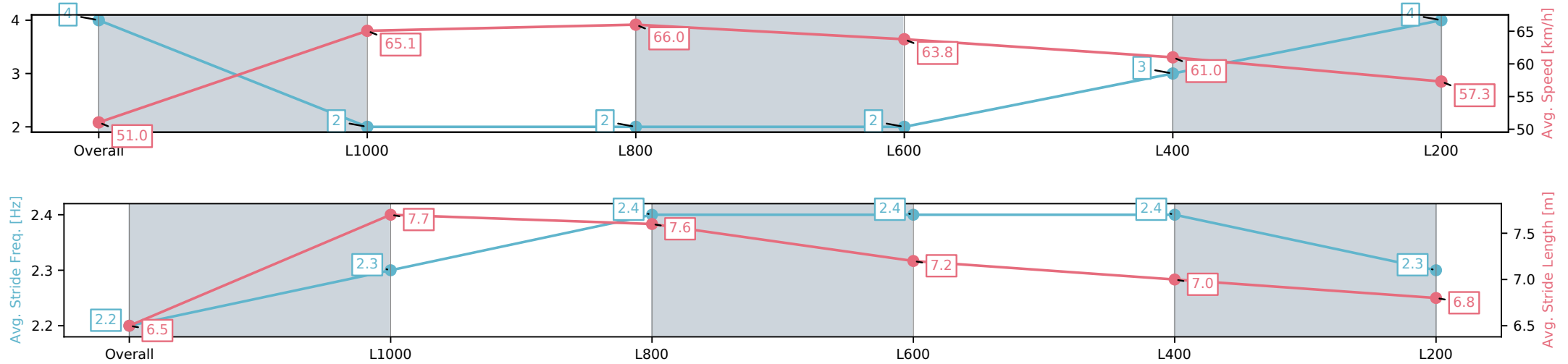
Race 6: National Jockey's Celebration Day Handicap -
1200m

02 August 2025 - 2:55PM

Track Rating: Soft 5, Weather: Fine, Rail Position: +3m 1200m
Chute, True Remainder



Section	Overall	L1000	L800	L600	L400	L200
Section Times	1:12.06[4] (0:14.16)	0:57.90[2] (0:11.05)	0:46.85[2] (0:11.00)	0:35.85[2] (0:11.46)	0:24.39[3] (0:11.81)	0:12.58[4] (0:12.57)
Average Speed [km/h]	51.0	65.1	66.0	63.8	61.0	57.3
Top Speed [km/h]	63.9	65.8	66.7	65.1	63.2	59.1
Avg. Dist. to Rail [m]	1.9	1.8	3.7	3.5	7.0	8.6
Avg. Stride Freq. [Hz]	2.2	2.3	2.4	2.4	2.4	2.3
Avg. Stride Length [m]	6.5	7.7	7.6	7.2	7.0	6.8



[] Ranking at each section and finish
-:-:- No data available at this section
NA No data available

Horse/Jockey Name	DARKNCONFIDENTIAL/Matthew Chadwick
Finish Rank	5
Fastest Section Time (Section)	0:11.08 (L800)
Top Speed [km/h] (Section)	66.7 (L1000)
Race State	Finished



Thomas Farms Rc Murray Bridge-
Professional-2025-08-02

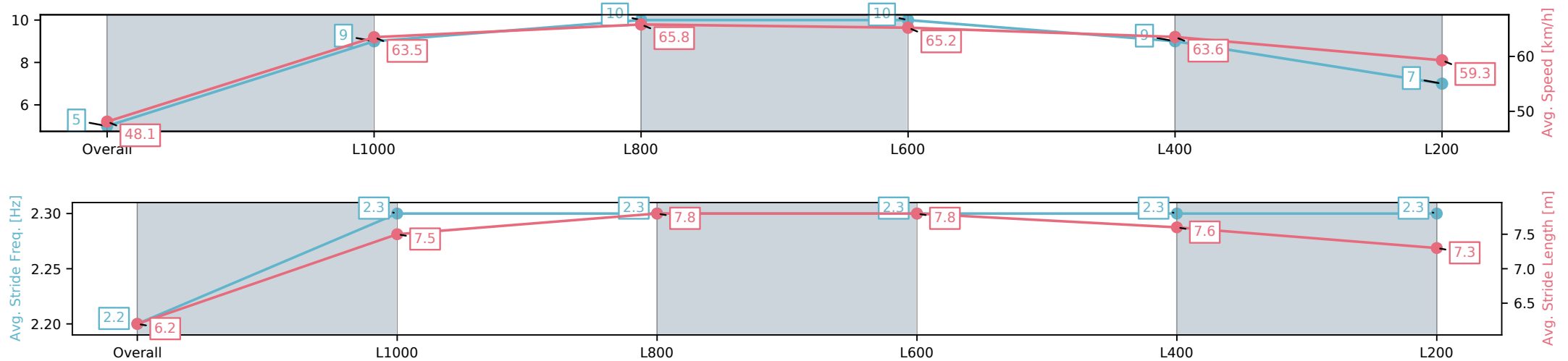
Race 6: National Jockey's Celebration Day Handicap -
1200m

02 August 2025 - 2:55PM

Track Rating: Soft 5, Weather: Fine, Rail Position: +3m 1200m
Chute, True Remainder



Section	Overall	L1000	L800	L600	L400	L200
Section Times	1:12.12[5] (0:14.94)	0:57.18[9] (0:11.35)	0:45.83[10] (0:11.08)	0:34.75[10] (0:11.28)	0:23.46[9] (0:11.31)	0:12.15[7] (0:12.15)
Average Speed [km/h]	48.1	63.5	65.8	65.2	63.6	59.3
Top Speed [km/h]	63.0	65.1	66.7	65.9	66.0	61.8
Avg. Dist. to Rail [m]	1.9	1.8	4.5	5.2	8.5	11.3
Avg. Stride Freq. [Hz]	2.2	2.3	2.3	2.3	2.3	2.3
Avg. Stride Length [m]	6.2	7.5	7.8	7.8	7.6	7.3



[] Ranking at each section and finish
-:-:- No data available at this section
NA No data available

Horse/Jockey Name	SOLAR BLAST/Jake Toeroek
Finish Rank	6
Fastest Section Time (Section)	0:10.91 (L800)
Top Speed [km/h] (Section)	68.1 (L1000)
Race State	Finished



Thomas Farms Rc Murray Bridge-
Professional-2025-08-02

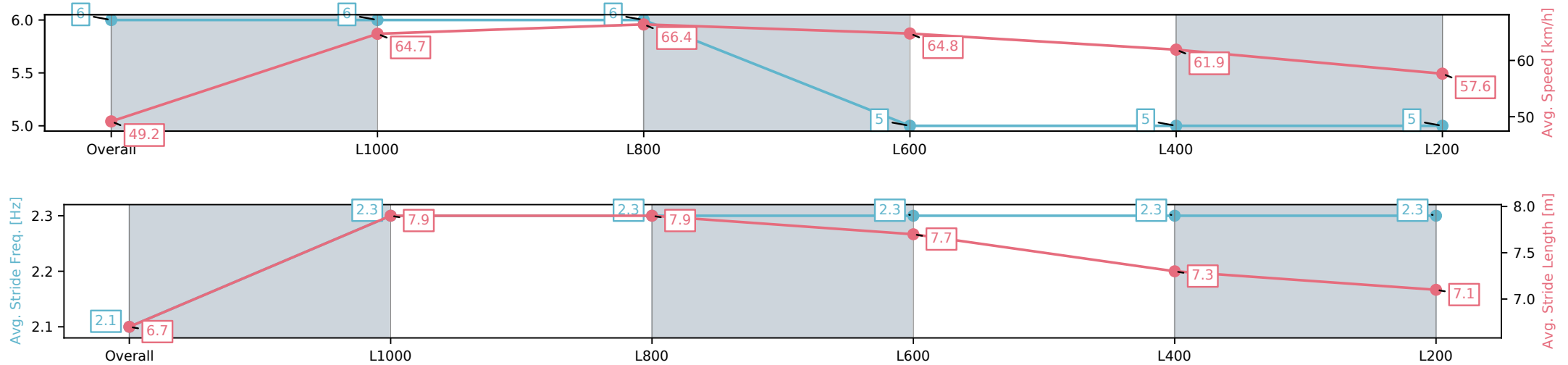
Race 6: National Jockey's Celebration Day Handicap -
1200m

02 August 2025 - 2:55PM

Track Rating: Soft 5, Weather: Fine, Rail Position: +3m 1200m
Chute, True Remainder



Section	Overall	L1000	L800	L600	L400	L200
Section Times	1:12.14[6] (0:14.67)	0:57.47[6] (0:11.15)	0:46.32[6] (0:10.91)	0:35.41[5] (0:11.28)	0:24.12[5] (0:11.62)	0:12.50[5] (0:12.50)
Average Speed [km/h]	49.2	64.7	66.4	64.8	61.9	57.6
Top Speed [km/h]	65.4	65.6	68.1	66.2	64.1	59.7
Avg. Dist. to Rail [m]	2.0	0.7	3.1	3.8	8.9	10.8
Avg. Stride Freq. [Hz]	2.1	2.3	2.3	2.3	2.3	2.3
Avg. Stride Length [m]	6.7	7.9	7.9	7.7	7.3	7.1



[] Ranking at each section and finish
-:-:- No data available at this section
NA No data available

Horse/Jockey Name	DEFICIT/Felicity Atkinson
Finish Rank	7
Fastest Section Time (Section)	0:11.04 (L800)
Top Speed [km/h] (Section)	66.6 (L1000)
Race State	Finished



Thomas Farms Rc Murray Bridge-
Professional-2025-08-02

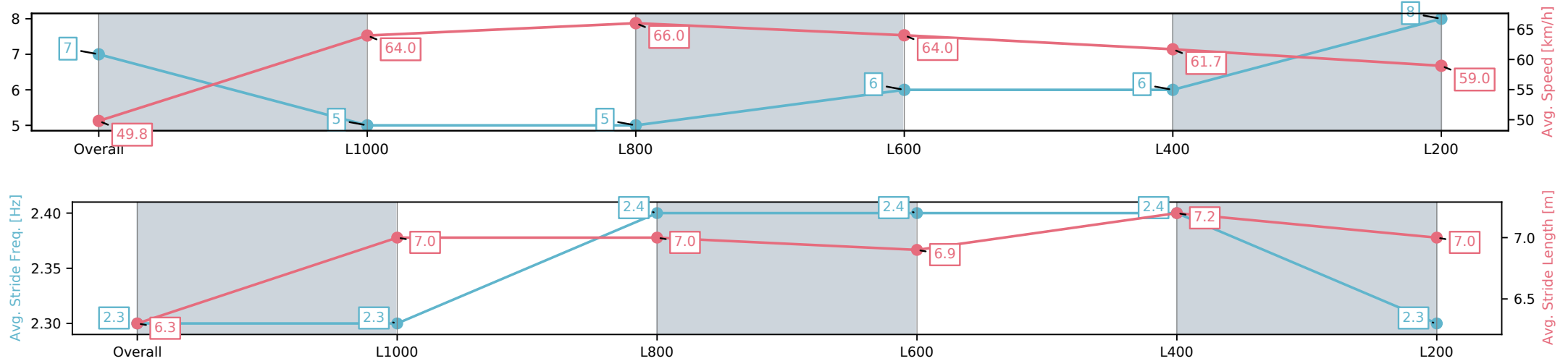
Race 6: National Jockey's Celebration Day Handicap -
1200m

02 August 2025 - 2:55PM

Track Rating: Soft 5, Weather: Fine, Rail Position: +3m 1200m
Chute, True Remainder



Section	Overall	L1000	L800	L600	L400	L200
Section Times	1:12.24[7] (0:14.46)	0:57.78[5] (0:11.30)	0:46.48[5] (0:11.04)	0:35.44[6] (0:11.53)	0:23.91[6] (0:11.68)	0:12.23[8] (0:12.23)
Average Speed [km/h]	49.8	64.0	66.0	64.0	61.7	59.0
Top Speed [km/h]	64.0	64.2	66.6	65.8	62.2	60.6
Avg. Dist. to Rail [m]	6.0	2.8	4.8	6.2	10.8	13.6
Avg. Stride Freq. [Hz]	2.3	2.3	2.4	2.4	2.4	2.3
Avg. Stride Length [m]	6.3	7.0	7.0	6.9	7.2	7.0



[] Ranking at each section and finish
-:-:- No data available at this section
NA No data available

Horse/Jockey Name	BURTON STREET/Jason Holder
Finish Rank	8
Fastest Section Time (Section)	0:10.72 (L1000)
Top Speed [km/h] (Section)	67.9 (Overall)
Race State	Finished



Thomas Farms Rc Murray Bridge-
Professional-2025-08-02

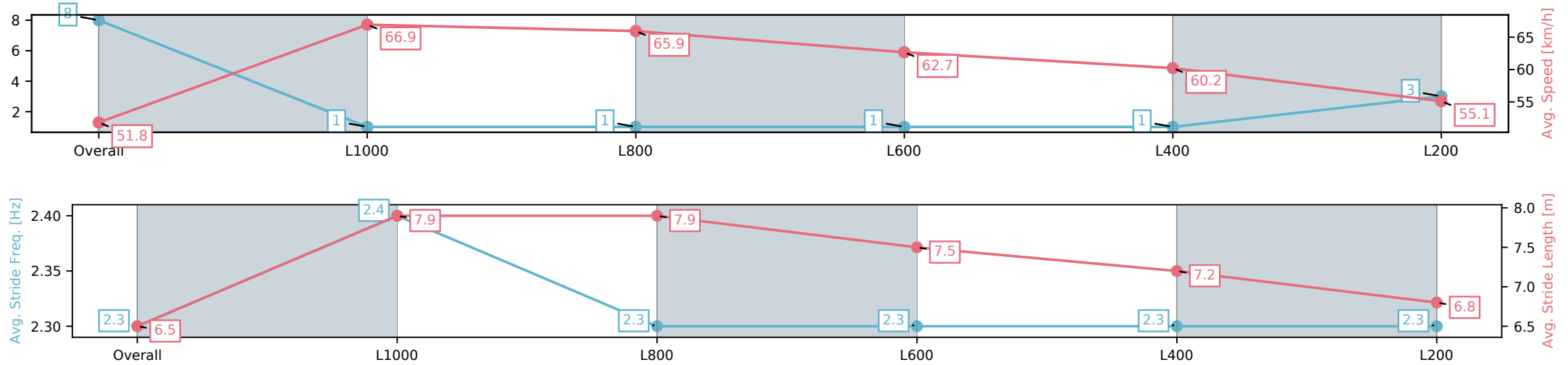
Race 6: National Jockey's Celebration Day Handicap -
1200m

02 August 2025 - 2:55PM

Track Rating: Soft 5, Weather: Fine, Rail Position: +3m 1200m
Chute, True Remainder



Section	Overall	L1000	L800	L600	L400	L200
Section Times	1:12.36[8] (0:13.96)	0:58.40[1] (0:10.72)	0:47.68[1] (0:11.04)	0:36.64[1] (0:11.65)	0:24.99[1] (0:11.96)	0:13.03[3] (0:13.03)
Average Speed [km/h]	51.8	66.9	65.9	62.7	60.2	55.1
Top Speed [km/h]	66.3	67.9	67.5	64.2	61.5	57.5
Avg. Dist. to Rail [m]	3.7	2.0	3.9	2.6	3.8	4.8
Avg. Stride Freq. [Hz]	2.3	2.4	2.3	2.3	2.3	2.3
Avg. Stride Length [m]	6.5	7.9	7.9	7.5	7.2	6.8



[] Ranking at each section and finish
-:-:- No data available at this section
NA No data available

Horse/Jockey Name	COMMANDER MEROO/Margaret Collett
Finish Rank	9
Fastest Section Time (Section)	0:11.13 (L800)
Top Speed [km/h] (Section)	66.5 (L1000)
Race State	Finished



Thomas Farms Rc Murray Bridge-
Professional-2025-08-02

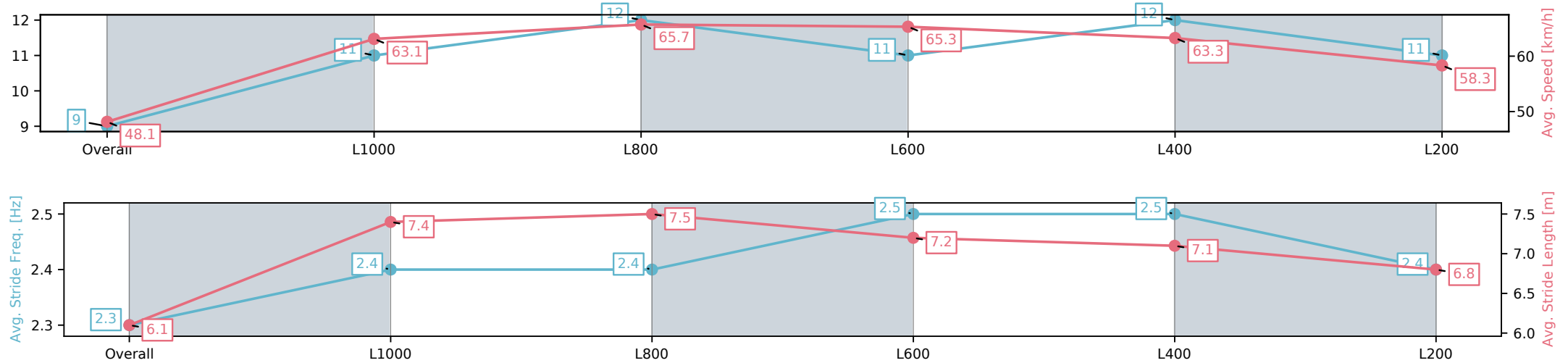
Race 6: National Jockey's Celebration Day Handicap -
1200m

02 August 2025 - 2:55PM

Track Rating: Soft 5, Weather: Fine, Rail Position: +3m 1200m
Chute, True Remainder



Section	Overall	L1000	L800	L600	L400	L200
Section Times	1:12.63[9] (0:14.98)	0:57.65[11] (0:11.44)	0:46.21[12] (0:11.13)	0:35.08[11] (0:11.34)	0:23.74[12] (0:11.39)	0:12.35[11] (0:12.35)
Average Speed [km/h]	48.1	63.1	65.7	65.3	63.3	58.3
Top Speed [km/h]	62.1	65.4	66.5	66.2	64.8	61.7
Avg. Dist. to Rail [m]	3.1	3.4	6.0	6.9	11.6	15.0
Avg. Stride Freq. [Hz]	2.3	2.4	2.4	2.5	2.5	2.4
Avg. Stride Length [m]	6.1	7.4	7.5	7.2	7.1	6.8



[] Ranking at each section and finish
-:-:- No data available at this section
NA No data available

Horse/Jockey Name	ICE SYMPHONY/Teagan Voorham
Finish Rank	10
Fastest Section Time (Section)	0:11.08 (L800)
Top Speed [km/h] (Section)	66.6 (L1000)
Race State	Finished



Thomas Farms Rc Murray Bridge-
Professional-2025-08-02

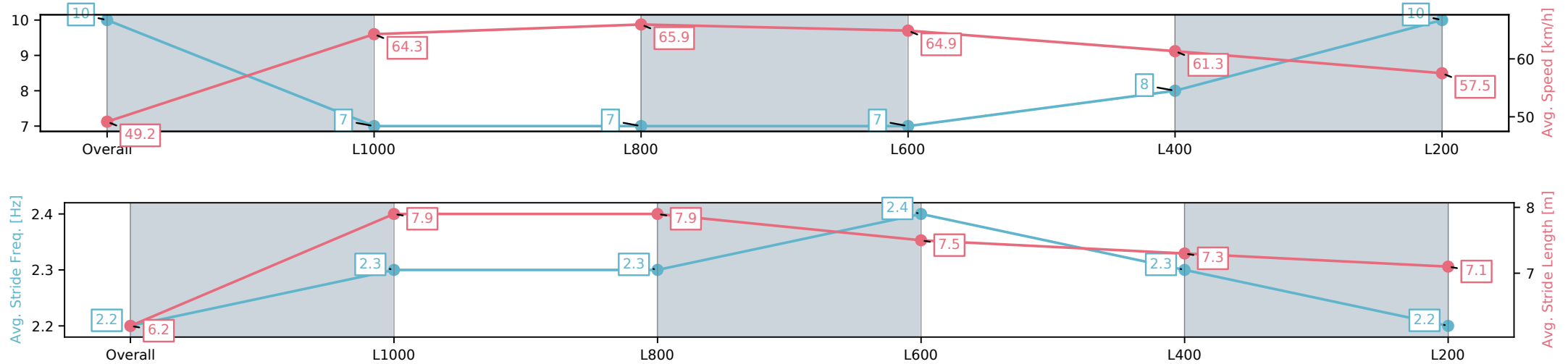
Race 6: National Jockey's Celebration Day Handicap -
1200m

02 August 2025 - 2:55PM

Track Rating: Soft 5, Weather: Fine, Rail Position: +3m 1200m
Chute, True Remainder



Section	Overall	L1000	L800	L600	L400	L200
Section Times	1:12.65[10] (0:14.68)	0:57.97[7] (0:11.22)	0:46.75[7] (0:11.08)	0:35.67[7] (0:11.42)	0:24.25[8] (0:11.69)	0:12.56[10] (0:12.56)
Average Speed [km/h]	49.2	64.3	65.9	64.9	61.3	57.5
Top Speed [km/h]	65.3	65.5	66.6	66.2	63.0	59.8
Avg. Dist. to Rail [m]	3.9	2.7	5.0	6.7	12.5	14.5
Avg. Stride Freq. [Hz]	2.2	2.3	2.3	2.4	2.3	2.2
Avg. Stride Length [m]	6.2	7.9	7.9	7.5	7.3	7.1



[] Ranking at each section and finish
-:-:- No data available at this section
NA No data available

Horse/Jockey Name	CHAIRMAN/Jacob Opperman
Finish Rank	11
Fastest Section Time (Section)	0:11.15 (L800)
Top Speed [km/h] (Section)	66.2 (L800)
Race State	Finished



Thomas Farms Rc Murray Bridge-
Professional-2025-08-02

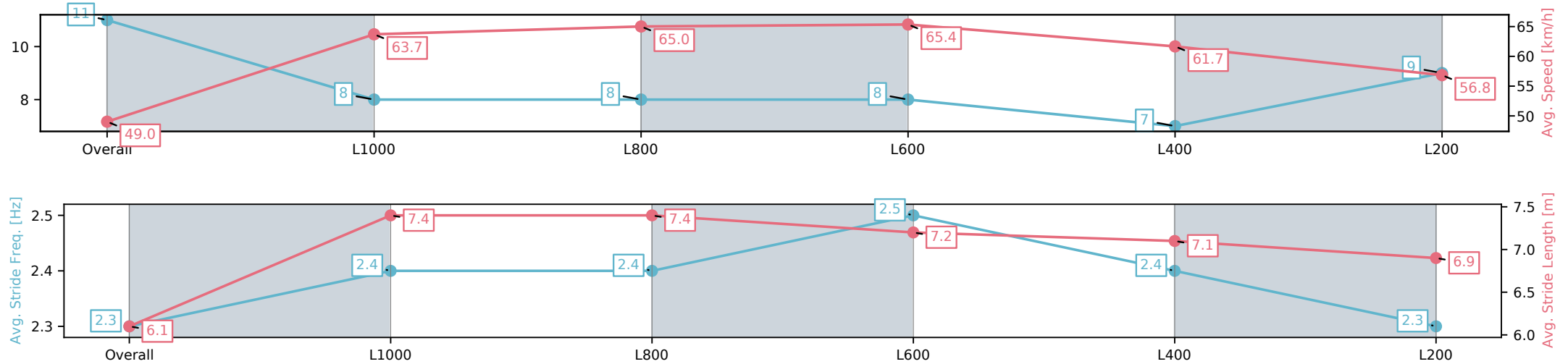
Race 6: National Jockey's Celebration Day Handicap -
1200m

02 August 2025 - 2:55PM

Track Rating: Soft 5, Weather: Fine, Rail Position: +3m 1200m
Chute, True Remainder



Section	Overall	L1000	L800	L600	L400	L200
Section Times	1:12.75[11] (0:14.69)	0:58.06[8] (0:11.35)	0:46.71[8] (0:11.15)	0:35.56[8] (0:11.21)	0:24.35[7] (0:11.69)	0:12.66[9] (0:12.66)
Average Speed [km/h]	49.0	63.7	65.0	65.4	61.7	56.8
Top Speed [km/h]	64.6	64.6	65.7	66.2	65.0	58.7
Avg. Dist. to Rail [m]	0.7	1.4	3.5	4.5	8.1	8.4
Avg. Stride Freq. [Hz]	2.3	2.4	2.4	2.5	2.4	2.3
Avg. Stride Length [m]	6.1	7.4	7.4	7.2	7.1	6.9



[] Ranking at each section and finish
-:-:- No data available at this section
NA No data available

Horse/Jockey Name	HAMNER SPRINGS/Ben Price
Finish Rank	12
Fastest Section Time (Section)	0:11.10 (L800)
Top Speed [km/h] (Section)	66.1 (L1000)
Race State	Finished



Thomas Farms Rc Murray Bridge-
Professional-2025-08-02

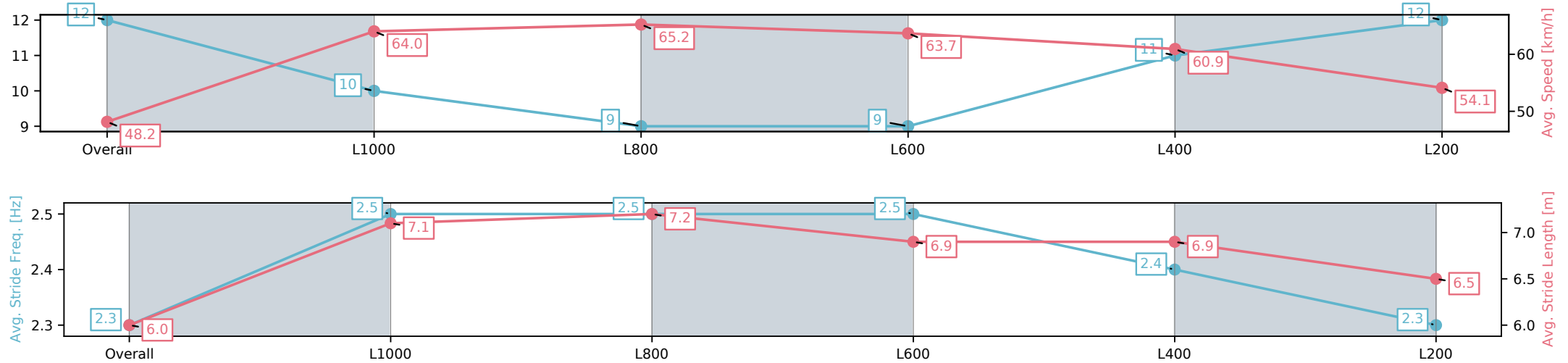
Race 6: National Jockey's Celebration Day Handicap -
1200m

02 August 2025 - 2:55PM

Track Rating: Soft 5, Weather: Fine, Rail Position: +3m 1200m
Chute, True Remainder



Section	Overall	L1000	L800	L600	L400	L200
Section Times	1:13.87[12] (0:14.97)	0:58.90[10] (0:11.25)	0:47.65[9] (0:11.10)	0:36.55[9] (0:11.42)	0:25.13[11] (0:11.83)	0:13.30[12] (0:13.30)
Average Speed [km/h]	48.2	64.0	65.2	63.7	60.9	54.1
Top Speed [km/h]	63.9	65.7	66.1	65.3	63.3	57.5
Avg. Dist. to Rail [m]	1.7	0.6	2.3	3.0	5.1	5.4
Avg. Stride Freq. [Hz]	2.3	2.5	2.5	2.5	2.4	2.3
Avg. Stride Length [m]	6.0	7.1	7.2	6.9	6.9	6.5



[] Ranking at each section and finish
-:-:- No data available at this section
NA No data available